

2017 Budget Process

Department of Budget and Management

County of Hidalgo



WORKSHOP #2

August 9, 2016

Table of Contents

2017 BUDGET PROCESS

Workshop #2

General Fund Budget Summary	1
-----------------------------------	---

Discussion Items:

Cost of Living Adjustment (COLA)	2
Law Enforcement Step Increase	4
Living Wage	5
Elected Officials Salaries	6
Health Insurance Premiums	7
General Fund - Operating Expense Requests by Object Code	8
Personnel Requests (as of 7/20/16)	12

Appendix:

General Fund - Fund Balance	13
General Fund - Revenues vs Expenditures	14
Public Defense – Actual Expenditures 10yr History	15
Juvenile Room & Board – Actual Expenditures 10yr History	16

HIDALGO COUNTY
Department Of Budget & Management

2017 BUDGET PROCESS
General Fund Budget
As of August 9, 2016

2016 Adopted Budget:	\$ 189,336,719
Personnel Actions	\$ 3,058,908
Approved after 2016 Adopted Budget	
2017 Base Budget:	\$ 192,395,627
Operating Expenses @2016 Adopted Budget Level	

<u>Budget Increases:</u>	<u>Requested Increase</u>	<u>Recommended</u>
COLA 2%	2,176,643 ^{2%}	-
Personnel Requests (as of 07/26/16)	1,800,641	-
Health Insurance (10% Premium Increase)	1,727,040	268,800
Law Enforcement Step Increase	1,121,964	-
Living Wage (Minimum \$12 hourly rate)	218,457	218,457
Public Defense	1,000,000	629,333
Contingency	880,686	395,686
Visiting Judges	325,000	300,000
VIDA	125,000	125,000
Juvenile Room & Board	-	500,000
Jail Room and Board	-	(250,000)
Gasoline	-	(757,701)
Transfer Out - Juvenile Bootcamp	-	470,084
Other Operating Expenses	11,176,618	438,672
Total Increases:	20,552,049	2,338,331
2017 Budget:	\$ 212,947,676	\$ 194,733,958
Estimated Revenues:	\$ 191,300,000	\$ 191,300,000
Budgeted Deficit:	\$ (21,647,676)	\$ (3,433,958)

PRELIMINARY DATA - FOR DISCUSSION PURPOSES ONLY

HIDALGO COUNTY
Department Of Budget & Management

2017 BUDGET PROCESS

COLA History

Labor Statistics (2nd QTR)		County History		
YEAR	CPI - W ⁽¹⁾	BUDGET YEAR	COUNTY COLA	EST. LAG
2007	2.643%	2008 ⁽²⁾	4.000%	1.357%
2008	4.758%	2009 ⁽²⁾	5.000%	0.242%
2009	-1.728%	2010	0.000%	1.728%
2010	2.270%	2011	0.000%	-2.270%
2011	3.941%	2012	0.000%	-3.941%
2012	1.863%	2013	3.000%	1.137%
2013	1.280%	2014	0.000%	-1.280%
2014	2.035%	2015	0.000%	-2.035%
2015	-0.588%	2016	3.000%	3.588%
2016	0.710%	2017	0.000%	-0.710%
<u>17.184%</u>		<u>15.000%</u>		<u>-2.184%</u>

(1) CPI based on US Department of Labor Bureau of Labor Statistics.

(2) In 2008 highest increases were 5%; In 2009 highest increases were 11%

HIDALGO COUNTY
Department Of Budget & Management

2017 BUDGET PROCESS
Cost of Living Adjustment (COLA) Analysis

COLA - FUND 1100	3.00%	2.50%	2.00%	Total Employees
Current Salaries	58,969,894	58,969,894	58,969,894	1,471
Increase Amount	1,769,097	1,474,247	1,179,398	Excluding Elected Officials Obj 111 & Law Enforcement Positions
Increase Fringes 19.71%	348,689	290,574	232,459	
Estimated Cost:	<u>\$2,117,786</u>	<u>\$1,764,822</u>	<u>\$1,411,857</u>	
LAW ENFORCEMENT S&C	3.00%	2.50%	2.00%	Total Employees
Current Salaries	16,421,208	16,421,208	16,421,208	337
Increase Amount	492,636	410,530	328,424	
Increase Fringes 22.62%	111,434	92,862	74,290	
Estimated Cost:	<u>\$604,071</u>	<u>\$503,392</u>	<u>\$402,714</u>	
JAIL - DETENTION OFFICERS	3.00%	2.50%	2.00%	Total Employees
Current Salaries	12,587,955	12,587,955	12,587,955	358
Increase Amount	377,639	314,699	251,759	
Increase Fringes 22.62%	85,422	71,185	56,948	
Estimated Cost:	<u>\$463,061</u>	<u>\$385,884</u>	<u>\$308,707</u>	
ELECTED OFFICIALS	3.00%	2.50%	2.00%	Total Employees
Current Salaries	2,232,849	2,232,849	2,232,849	24
Increase Amount	66,985	55,821	44,657	Excludes District Judges & Court at Law Judges
Increase Fringes 19.50%	13,062	10,885	8,708	
Estimated Cost:	<u>\$80,048</u>	<u>\$66,706</u>	<u>\$53,365</u>	
GF CO Wide COLA	\$3,264,965	\$2,720,804	\$2,176,643	2,190
COLA - FUND 1200	3.00%	2.50%	2.00%	Total Employees
Current Salaries	11,807,452	11,807,452	11,807,452	303
Increase Amount	354,224	295,186	236,149	
Increase Fringes 19.71%	69,817	58,181	46,545	
R&B COLA	\$424,041	\$353,368	\$282,694	303
GRAND TOTAL COLA	\$3,689,006	\$3,074,171	\$2,459,337	2,493

HIDALGO COUNTY
Department Of Budget & Management

2017 BUDGET PROCESS
Law Enforcement Step Increase

	2016 Actual Salaries	Next Step Increase	Fringe Benefits 22.62%	Estimated Next Step Increase Cost	Total Current Employees
Sheriff	13,629,898.00	433,113.00	97,970.16	531,083.16	282
Jail	12,587,955.00	405,853.00	91,803.95	497,656.95	358
Constables	2,595,042.00	76,027.00	17,197.31	93,224.31	52
Total	28,812,895	914,993	206,971	1,121,964.42	692

Average Increase: 3.11%

HIDALGO COUNTY
Department Of Budget & Management

2017 BUDGET PROCESS
Living Wage Analysis

Minimum Wage	12.00 p/hour
No. of Employees	128
Current Budgeted Salaries	3,012,407
Proposed Budgeted Salaries	3,194,880
Estimated Salaries Increase	<u>\$ 182,473</u>
Fringe Benefits	35,984
Estimated Total Cost	<u>\$ 218,457</u>
% of Increase	0.26% - 15%

HIDALGO COUNTY
Department Of Budget & Management

2017 BUDGET PROCESS
Elected Official Salaries

Position	Current Salaries	Proposed 2017 Salaries	Current Auto Allow. 2017	Proposed Auto Allow. 2017	Current Other Allow. 2017	Proposed Other Allow. 2017
* County Judge	114,660.00	114,660.00	8,000.00	8,000.00		
* County Commissioners	98,280.00	98,280.00	8,000.00	8,000.00		
Court at Law Judges ⁽³⁾	161,710.00	161,710.00	8,000.00	8,000.00		
* Tax Assessor/Collector	97,500.00	97,500.00	8,000.00	8,000.00		
* County Clerk	100,425.00	100,425.00	8,000.00	8,000.00		
* District Clerk	97,500.00	97,500.00	8,000.00	8,000.00		
* County Treasurer	97,500.00	97,500.00	8,000.00	8,000.00		
* County Sheriff	140,595.00	140,595.00			3,300.00	3,300.00
* Justice of the Peace Pct. #1, Pl. #1	82,400.00	82,400.00	10,000.00	10,000.00		
* Justice of the Peace Pct. #1, Pl. #2	82,400.00	82,400.00	10,000.00	10,000.00		
* Justice of the Peace Pct. #2, Pl. #1	82,400.00	82,400.00	10,000.00	10,000.00		
* Justice of the Peace Pct. #2, Pl. #2	80,000.00	80,000.00	10,000.00	10,000.00		
* Justice of the Peace Pct. #3, Pl. #1	80,000.00	80,000.00	10,000.00	10,000.00		
* Justice of the Peace Pct. #3, Pl. #2	80,000.00	80,000.00	10,000.00	10,000.00		
* Justice of the Peace Pct. #4, Pl. #1	82,400.00	82,400.00	10,000.00	10,000.00		
* Justice of the Peace Pct. #4, Pl. #2	82,400.00	82,400.00	10,000.00	10,000.00		
* Constable Pct. #1	82,400.00	82,400.00	14,000.00	14,000.00	1,200.00	1,200.00
* Constable Pct. #2	82,400.00	82,400.00	14,000.00	14,000.00	2,400.00	3,000.00
* Constable Pct. #3	80,000.00	80,000.00	14,000.00	14,000.00	4,500.00	4,500.00
* Constable Pct. #4	80,000.00	80,000.00	14,000.00	14,000.00	-	-
District Court Judges ⁽³⁾	18,000.00	18,000.00	10,373.00	10,373.00		
Criminal District Attorney ⁽¹⁾⁽²⁾	50,114.00	50,114.00	8,000.00	8,000.00	3,500.00	3,500.00

* Officials required to be given notice of proposed salary and afforded an opportunity to request a hearing before the Salary Grievance Committee (as per Texas Local Government Code Chapter 152).

1. The Criminal District Attorney and all District Judges receive supplement pay from the County. Other allowances for the Sheriff and/or the Constables are for Education and Professional Certifications. If the proposed increases are approved, they will become effective January 1, 2016.

2. The 84th Legislature due to Budgeting Process error, in relation to retirement contribution rate increases for state employees, is providing a salary supplement to counties for their elected felony prosecutors in the amount of \$3,500.00 along with an additional 20% to cover fringe benefits for a total amount of \$4,200.00. The State Comptroller's Office will reimburse the county for this cost in relation to the District Attorney's temporary supplemental pay.

3. Due to statutory restrictions, COLA is not recommended for District Court and County Court at Law Judges.

HIDALGO COUNTY
 Department Of Budget & Management

2017 BUDGET PROCESS

Health Insurance Premiums

Actuarial Study Estimates 10% increase in claim cost for Plan Year 2017

Calendar Year	Recommended Increase	Projected Expenses
2016	0.0%	\$ 27,679,932
2017	10.0%	\$ 29,759,874
2018	8.0%	\$ 32,156,590

Identified Plan & Tier Subsidization:

Plan Subsidization:

Buy-Up Premiums are 20% higher than Basic

Buy-Up Claims are 79% higher than Basic

Tier Subsidization:

	Employee	Spouse	Child
Average Premium	\$ 526.28	\$ 272.41	\$ 173.26
Average Claim & Expenses	\$ 424.02	\$ 601.00	\$ 140.42
Relativity	0.81	2.21	0.81

HIDALGO COUNTY
Department Of Budget & Management

2017 BUDGET PROCESS
General Fund Budget Request
Total by Object of Expense

OBJ	OBJECT NAME	2016 ORIGINAL BUDGET	2017 REQUESTED BUDGET	DIFFERENCE
430	REPAIR AND MAINTENANCE SERVICES	\$1,099,203.00	\$7,429,394.80	\$6,330,191.80
333	LEGAL SERVICES	\$6,717,793.00	\$7,867,793.00	\$1,150,000.00
899	CONTINGENCIES	\$89,314.00	\$970,000.00	\$880,686.00
610	GENERAL SUPPLIES	\$3,113,872.00	\$3,705,676.74	\$591,804.74
336	COMPUTER SERVICES	\$1,619,267.00	\$2,112,248.71	\$492,981.71
891	INTERFUND TRANSFERS OUT	\$9,820,665.00	\$10,290,749.00	\$470,084.00
841	AID TO GOVERNMENTAL AGENCIES	\$2,300,513.00	\$2,750,513.00	\$450,000.00
843	AID TO NON-GOVERNMENTAL AGENCIES	\$5,980,000.00	\$6,358,869.00	\$378,869.00
890	OTHER	\$2,158,431.00	\$2,521,856.28	\$363,425.28
591	ROOM & BOARD EXTERNAL	\$0.00	\$350,000.00	\$350,000.00
622	ELECTRICITY	\$1,413,071.00	\$1,727,971.00	\$314,900.00
331	PHYSICIANS SERVICES	\$361,350.00	\$652,200.00	\$290,850.00
532	WIRELESS DEVICES	\$244,205.00	\$520,089.90	\$275,884.90
334	ARCHITECTURAL AND ENGINEERING SERVICES	\$115,988.00	\$374,065.00	\$258,077.00
780	CAPITAL LEASES	\$1,105,408.00	\$1,350,539.95	\$245,131.95
630	FOOD	\$1,529,555.00	\$1,708,026.00	\$178,471.00
332	HOSPITAL SERVICES	\$175,000.00	\$333,800.00	\$158,800.00
583	OUT-OF-COUNTY EMPLOYEE TRAVEL	\$373,063.00	\$468,578.00	\$95,515.00
584	REGISTRATION FEES	\$169,687.00	\$248,806.00	\$79,119.00
531	TELEPHONE AND TELEGRAPH	\$540,607.00	\$613,252.36	\$72,645.36
550	PRINTING AND BINDING	\$181,052.00	\$249,033.88	\$67,981.88
535	POSTAGE AND EXPRESS MAIL CHARGES	\$680,533.00	\$747,861.02	\$67,328.02

HIDALGO COUNTY
Department Of Budget & Management

2017 BUDGET PROCESS
General Fund Budget Request
Total by Object of Expense

OBJ	OBJECT NAME	2016 ORIGINAL BUDGET	2017 REQUESTED BUDGET	DIFFERENCE
605	CLOTHING AND UNIFORMS	\$223,345.00	\$285,159.00	\$61,814.00
350	OTHER SERVICES	\$1,372,318.00	\$1,431,696.00	\$59,378.00
831	COURT COST AND INVESTIGATION	\$179,106.00	\$221,486.00	\$42,380.00
540	ADVERTISING	\$243,815.00	\$283,788.24	\$39,973.24
626	GASOLINE/DIESEL FUEL	\$2,917,216.00	\$2,954,630.00	\$37,414.00
335	ACCOUNTING, AUDITING AND FINANCE SERVICES	\$144,000.00	\$180,000.00	\$36,000.00
854	APPRAISAL FEES	\$1,870,886.00	\$1,904,358.00	\$33,472.00
330	PHYSICIAN SRV INTERNAL	\$0.00	\$30,000.00	\$30,000.00
740	IMPROVEMENTS OTHER THAN BUILDINGS	\$0.00	\$30,000.00	\$30,000.00
581	IN-COUNTY EMPLOYEE TRAVEL	\$45,363.00	\$75,025.00	\$29,662.00
752	VEHICLES	\$0.00	\$25,000.00	\$25,000.00
340	TECHNICAL SERVICES	\$1,015,004.00	\$1,034,848.00	\$19,844.00
441	RENTAL OF LAND AND BUILDINGS	\$586,549.00	\$600,761.00	\$14,212.00
812	SOFTWARE LICENSE RENEWALS	\$7,250.00	\$21,450.00	\$14,200.00
856	BANK FEES	\$217,428.00	\$229,428.00	\$12,000.00
421	DISPOSAL	\$1,540,444.00	\$1,549,423.06	\$8,979.06
631	BOTTLED WATER	\$49,825.00	\$58,295.00	\$8,470.00
582	TRANSPORTATION OF DETAINEES	\$100,473.00	\$108,600.00	\$8,127.00
640	REFERENCE MATERIALS	\$57,162.00	\$63,843.00	\$6,681.00
320	PROFESSIONAL	\$122,575.00	\$128,885.00	\$6,310.00
337	PHARMACEUTICAL SERVICES	\$30,000.00	\$36,000.00	\$6,000.00
650	SOFTWARE - CONTROLLED	\$26,000.00	\$31,400.00	\$5,400.00

HIDALGO COUNTY
Department Of Budget & Management

2017 BUDGET PROCESS
General Fund Budget Request
Total by Object of Expense

OBJ	OBJECT NAME	2016 ORIGINAL BUDGET	2017 REQUESTED BUDGET	DIFFERENCE
810	DUES AND MEMBERSHIPS	\$195,281.00	\$200,572.24	\$5,291.24
520	INSURANCE OTHER THAN EMPLOYEE BENEFITS	\$2,677,035.00	\$2,682,137.00	\$5,102.00
412	CABLE/SATELLITE TELEVISION	\$16,556.00	\$19,006.00	\$2,450.00
661	MINOR OFFICE FURNITURE AND EQUIPMENT	\$0.00	\$1,500.00	\$1,500.00
425	PEST CONTROL	\$37,515.00	\$38,597.00	\$1,082.00
664	OTHER MINOR EQUIPMENT	\$0.00	\$1,000.00	\$1,000.00
851	TAXES	\$50,000.00	\$50,400.00	\$400.00
855	LATE FEES, PENALTIES, AND FINANCE CHARGES	\$3,137.00	\$3,187.00	\$50.00
310	OFFICIAL/ADMINISTRATIVE	\$27,540.00	\$27,540.00	\$0.00
423	CUSTODIAL	\$70,877.00	\$70,877.00	\$0.00
452	BUILDING ADDITIONS AND RENOVATIONS CONSTRUCTION SERVICES	\$1,900.00	\$1,900.00	\$0.00
668	POLICE WEAPONS AND BULLETPROOF VESTS	\$22,530.00	\$22,530.00	\$0.00
710	LAND	\$52,722.00	\$52,722.00	\$0.00
721	ROADS	\$936.00	\$936.00	\$0.00
723	DRAINAGE SYSTEMS	\$936.00	\$936.00	\$0.00
820	CLAIMS AND JUDGMENTS NOT COVERED BY INSURANCE	\$277,943.00	\$277,943.00	\$0.00
832	JURORS	\$850,000.00	\$850,000.00	\$0.00
864	OTHER DEBT INTEREST	\$4,921.00	\$4,921.00	\$0.00
623	BOTTLED GAS	\$4,650.00	\$4,550.00	(\$100.00)
442	RENTAL OF EQUIPMENT AND VEHICLES	\$77,213.00	\$77,086.00	(\$127.00)
534	INTERNET SERVICES	\$4,478.00	\$4,062.80	(\$415.20)
621	NATURAL GAS	\$76,250.00	\$73,750.00	(\$2,500.00)

HIDALGO COUNTY
Department Of Budget & Management

2017 BUDGET PROCESS
General Fund Budget Request
Total by Object of Expense

OBJ	OBJECT NAME	2016 ORIGINAL BUDGET	2017 REQUESTED BUDGET	DIFFERENCE
413	ELECTRONIC SURVEILLANCE AND SECURITY	\$11,802.00	\$8,702.00	(\$3,100.00)
339	OTHER PROFESSIONAL SERVICES	\$1,572,992.00	\$1,569,152.00	(\$3,840.00)
753	FURNITURE AND FIXTURES	\$69,077.00	\$64,877.00	(\$4,200.00)
811	LICENSES AND PERMITS	\$23,130.00	\$15,875.00	(\$7,255.00)
411	WATER/SEWERAGE	\$448,208.00	\$437,932.32	(\$10,275.68)
660	FURNISHINGS AND EQUIPMENT - CONTROLLED	\$374,391.00	\$347,028.00	(\$27,363.00)
761	SOFTWARE	\$97,503.00	\$65,000.00	(\$32,503.00)
751	MACHINERY AND EQUIPMENT	\$819,367.00	\$759,911.43	(\$59,455.57)
590	ROOM AND BOARD	\$4,750,242.00	\$3,968,742.00	(\$781,500.00)
GRAND TOTAL:		\$63,156,468.00	\$76,338,771.73	\$13,182,303.73

HIDALGO COUNTY
Department Of Budget & Management

2017 BUDGET PROCESS

Personnel Requests

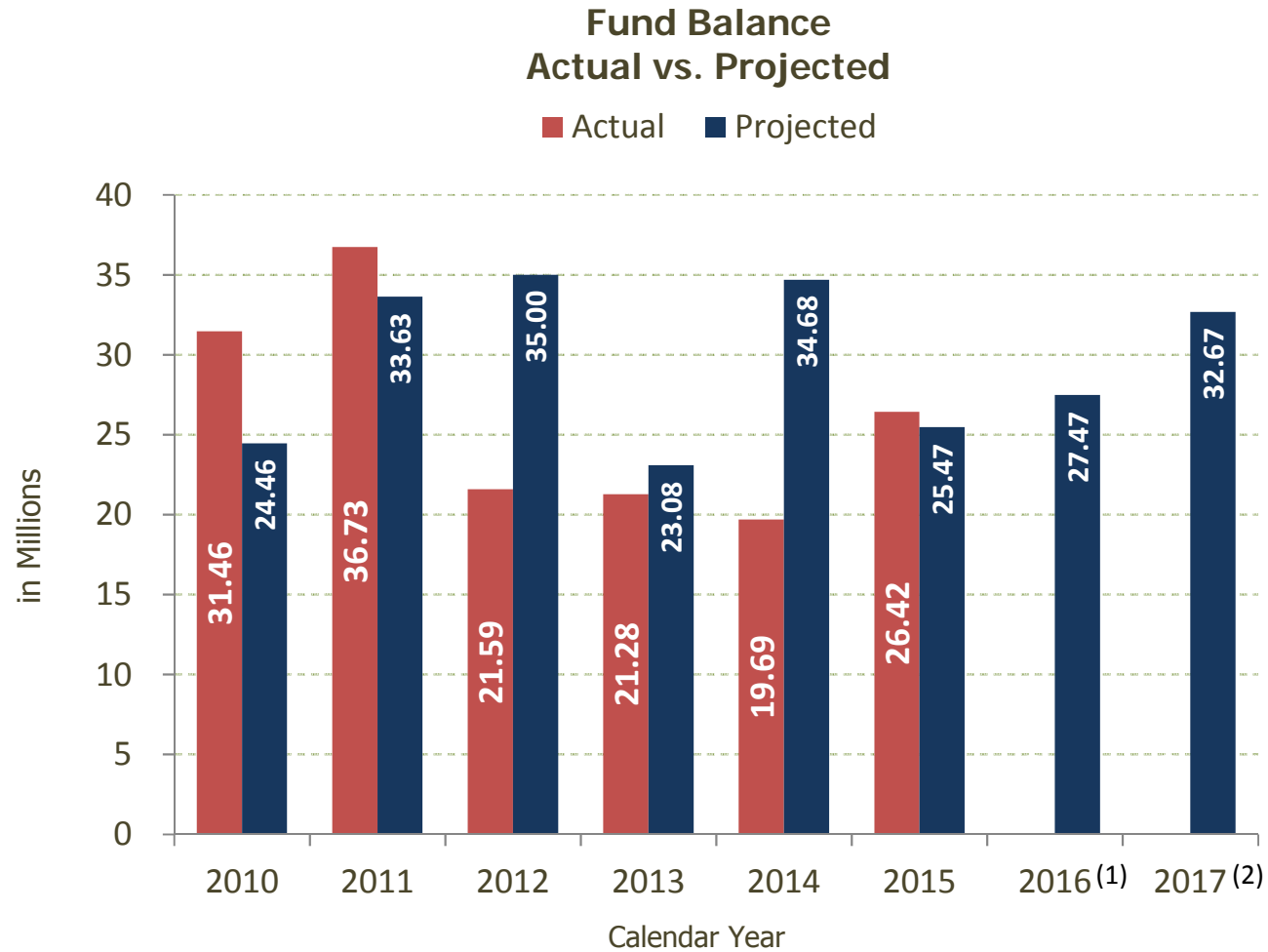
Action	No. of Positions	Total Cost
New Positions	38	1,283,879
Deletions	9	(269,357)
Salary Increases	66	224,084
Allowance Increases	3	7,750
Salary Reductions	1	(1,061)
Allowance Reductions	1	(1,750)
Reclassifications	26	107,810

Salaries: \$	1,351,355
Health Insurance:	178,872
Life Insurance:	1,089
Fringe Benefits:	269,325
Total Est. Cost: \$	1,800,641



APPENDIX

2017 BUDGET PROCESS

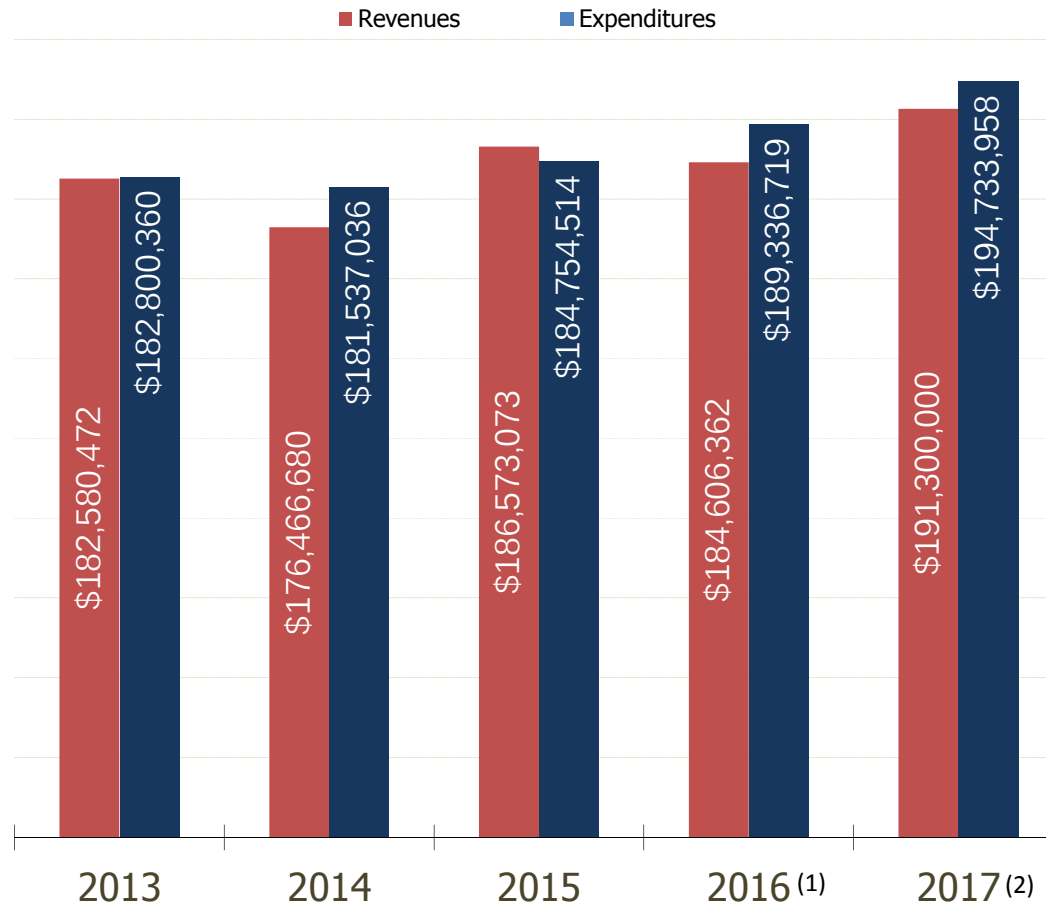


(1) Projected fund balance after reserving the funds needed to balance 2017 Budget.

(2) DBM Projected Fund Balance.

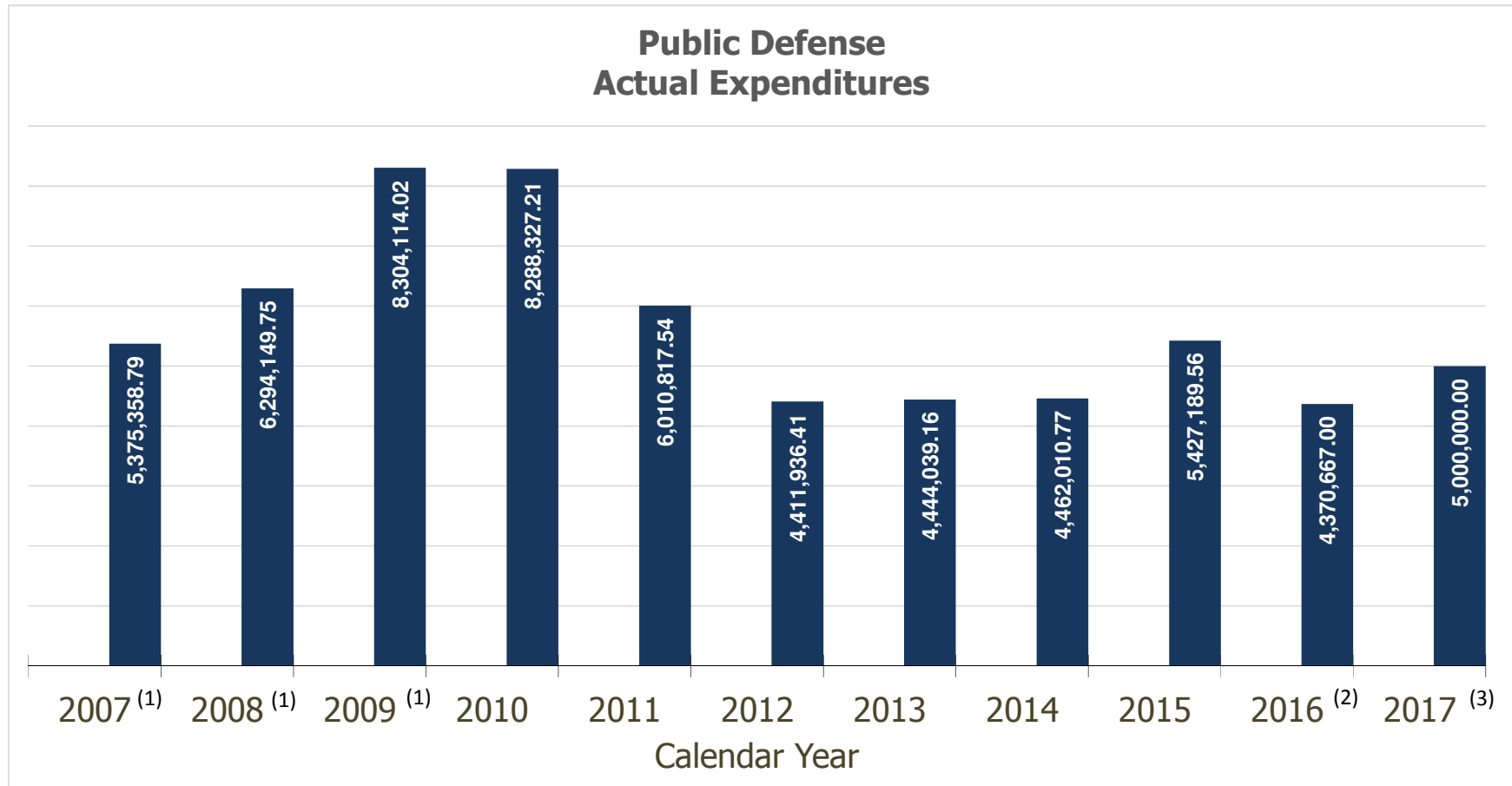
2017 BUDGET PROCESS

General Fund Revenues vs. Expenditures



(1) 2016 Adopted Budget
(2) 2017 Proposed Budget

2017 BUDGET PROCESS

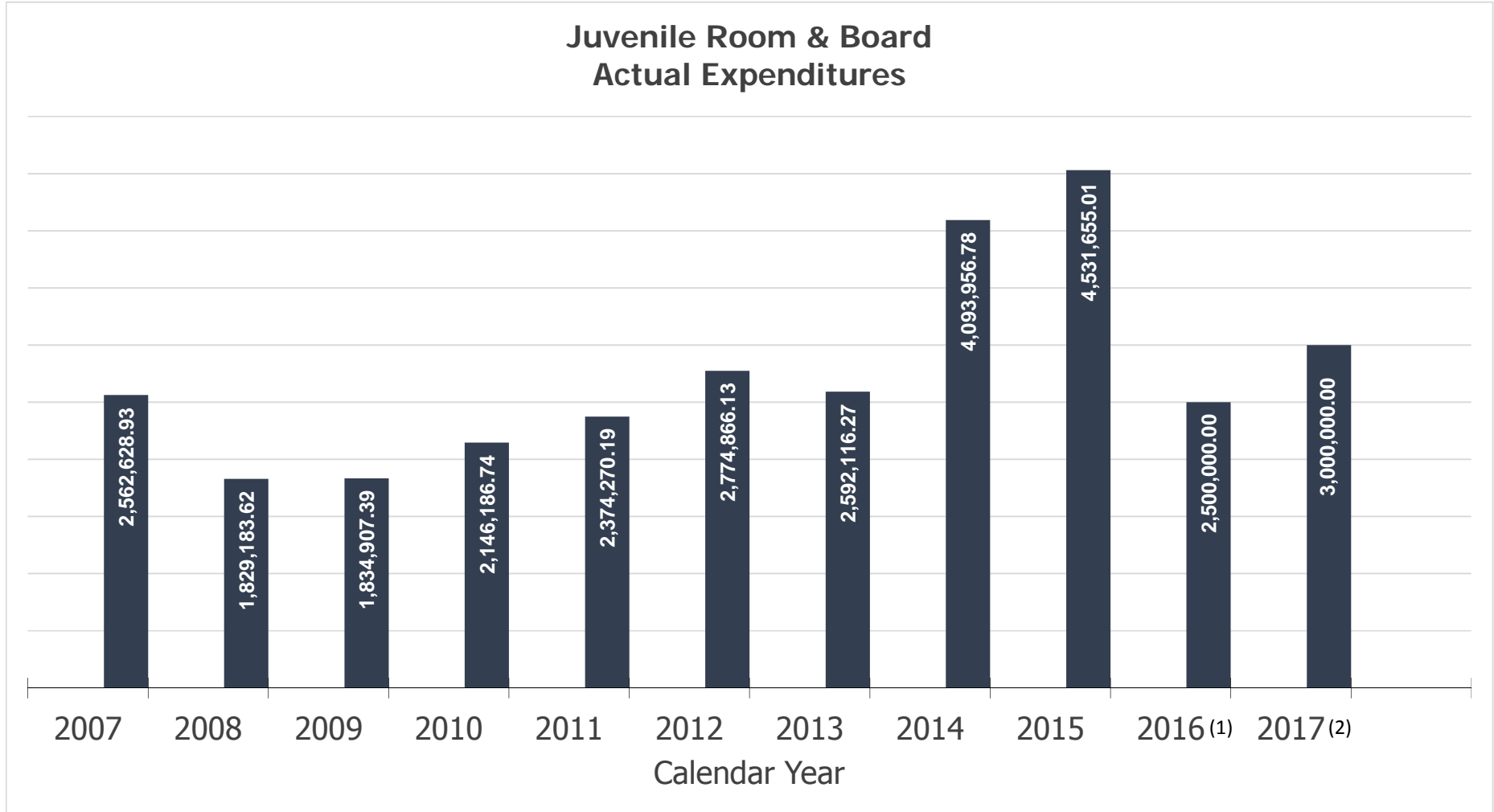


(1) Includes object codes in addition to legal services

(2) 2016 Adopted Budget

(3) 2017 Proposed Budget

2017 BUDGET PROCESS



(1) 2016 Adopted Budget
(2) 2017 Proposed Budget

