

Hidalgo County, Texas

Monthly Financial Report (Unaudited and Unadjusted) (Excluding Related Agencies & Component Unit)

September 30, 2016



Prepared by the Office of the County Auditor
Raymundo Eufrazio, C.P.A.

Hidalgo County, Texas


Monthly Financial Report (Unaudited and Unadjusted) September 30, 2016

Table of Contents

County Auditor's Letter of Transmittal	<i>i</i>
Section 1 - Financial Statements	
Consolidated Balance Sheet - All Fund Types and Account Groups.....	1
Statement of Revenues, Expenditures and Changes in Fund Balances - Governmental Funds.....	2
Section 2 - Other Supplementary Information	
Schedule of Cash Receipts and Disbursements.....	3
Schedule of Interfund Transfers.....	5
Schedule of Long-Term Debt Outstanding.....	6
Schedule of Debt Requirements.....	6
Section 3 - Budget Status	
Summary of Revenues and Expenditures - Budget to Actual - By Fund.....	7
Statement of Revenues, Expenditures and Changes in Fund Balances - Budget to Actual - General Fund.....	9
Budget Status by Department - General Fund.....	10
Budget Status by Project - Capital Outlay Fund.....	13
Budget Status by Project - Tax Notes, Series 2007.....	14
Budget Status by Project - Sale of Capital Assets funded by C.O.	15
Budget Status by Project - Tax Notes, Series 2014.	17
Budget Status by Project - TXDOT Projects Fund.....	18
Budget Status by Project - Certificates of Obligation, Series 1998.....	19
Budget Status by Project - Certificates of Obligation, Series 2000.....	20
Budget Status by Project - Certificates of Obligation, Series 2001.....	21
Budget Status by Project - Certificates of Obligation, Series 2002.....	23
Budget Status by Project - Certificates of Obligation, Series 2004.....	24
Budget Status by Project - Certificates of Obligation, Series 2006.....	25
Budget Status by Project - Certificates of Obligation, Series 2009.....	26
Budget Status by Project - Certificates of Obligation, Series 2009B&C.....	28
Budget Status by Project - Certificates of Obligation, Series 2010A&B.....	29
Budget Status by Project - Certificates of Obligation, Series 2014.....	31
Budget Status by Project - Certificates of Obligation, Series 2015A.....	32
Budget Status by Project - Certificates of Obligation, Series 2016.....	33
Project Summary - Precinct 1-Roads.....	34
Project Summary - Precinct 2-Roads.....	35
Project Summary - Precinct 3-Roads.....	36
Project Summary - Precinct 4-Roads.....	37
Project Summary - Transfers Out-Capital Outlay.....	38
Project Summary - Transfers Out-TXDOT Projects.....	39

COUNTY *of* HIDALGO

HIDALGO COUNTY AUDITOR'S OFFICE
Hidalgo County Administration Building
2808 South Business Highway 281
Edinburg, Texas 78539-6243
PHONE: (956) 318-2511
FAX: (956) 318-2577
WEBSITE: www.co.hidalgo.tx.us/auditor



EDINBURG, TEXAS 78539

January 24, 2016

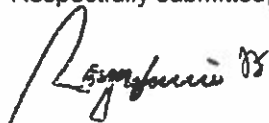
The Honorable District Judges of Hidalgo County and the Honorable Members of the Hidalgo County Commissioners Court:

The unaudited and unadjusted Monthly Financial Report of Hidalgo County, Texas, for the month ended September 30, 2016 is hereby submitted as required by Sections 114.023-.025 of the Local Government Code. This report was prepared by the County Auditor's staff and is intended for informational purposes only. This report does not contain financial information for the County's related agencies (Community Service Agency, Head Start Program, and Urban County), component unit (Drainage District No. 1), or the various officials trust and agency funds. Financial information for the County's related agencies and component unit is compiled annually by the independent auditors for inclusion in the County's Comprehensive Annual Financial Report.


The Monthly Financial Report is presented in three sections: Financial Statements, Other Supplementary Information and Budget Status. The Financial Statement section contains a Consolidated Balance Sheet for all fund types and account groups and a Statement of Revenues, Expenditures and Changes in Fund Balances for governmental fund types. The Other Supplementary Information section contains information on receipts and disbursements, interfund transfers and long-term debt outstanding. The Budget Status section contains budget to actual comparisons by fund type for governmental funds, and general fund expenditures and transfers out budget to actual comparison by department.

Should you have any questions concerning this report, please do not hesitate to contact the County Auditor's Office at (956) 318-2511 extension 4669.

Respectfully submitted,



Raymundo Eufrazio, C.P.A.
County Auditor



HIDALGO COUNTY DISTRICT JUDGES

LUIS M. SINGLETERRY
JUDGE, 12th D.C.

RODOLFO DELGADO
JUDGE, 13th D.C.

J. R. "BOBBY" FLORES
JUDGE, 15th D.C.

ROSE GUERRA REYNA
JUDGE, 20th D.C.

JUAN R. PARTIDA
JUDGE, 27th D.C.

MARIO E. RAMIREZ, JR.
JUDGE, 33rd D.C.

NICÉ GONZÁLEZ
JUDGE, 37th D.C.
OVERSEER

LETICIA LOPEZ
JUDGE, 38th D.C.

L. KEMO VASQUEZ
JUDGE, 39th D.C.

ISRAEL RAMON, JR.
JUDGE, 40th D.C.

RENEE R. BETHANCOURT
JUDGE, 44th D.C.

Financial Statements

County of Hidalgo, Texas
Consolidated Balance Sheet
All Fund Types and Account Groups
September 30, 2016

	Governmental Fund Types				Proprietary Fund Types			Fund Types		Account Groups		Totals (Memo Only) September 30, 2016
	General	Special Revenue	Capital Projects	Debt Service	Enterprise	Internal Service	Trust & Agency	Capital Assets	General Long-Term Debt			
ASSETS AND OTHER DEBITS												
Assets:												
Cash	3,621,943	26,836,175	399,004	2,121,251	1,170,492	-	5,881,807	-	-	-	40,030,671	
Investments	103,132,361	27,050,000	55,410,000	2,047,000	-	-	2,153,502	-	-	-	189,792,864	
Receivables (net of allowance for uncollectibles)	13,067,935	44,126	20,539	1,514,145	-	1,062	-	-	-	-	14,647,808	
Due from other governments	2,881,755	2,750,109	4,465,256	-	-	-	-	-	-	-	10,097,120	
Due from other funds	-	-	7,066	253,559	-	144,214	-	-	-	-	404,839	
Due from component unit	1,579	117	-	-	-	-	-	-	-	-	1,696	
Inventories	797,986	-	-	-	-	-	-	-	-	-	797,986	
Prepaid items	-	813	-	-	-	-	-	-	-	-	813	
Advances to other funds	101,225	11,200	-	-	-	150,000	-	-	-	-	262,425	
Other assets	-	-	-	-	-	-	-	-	-	-	-	
Capital assets (net of accum depre):												
Land	-	-	-	-	-	-	-	-	-	-	-	
Infrastructure	-	-	-	-	1,001,093	-	4,367,326	-	-	-	44,899,136	
Buildings	-	-	-	-	-	-	-	-	-	-	443,906,083	
Improvements other than buildings	-	-	-	-	-	-	-	-	-	-	152,440,734	
Machinery and equipment	-	-	-	-	-	-	-	-	-	-	18,802,027	
Construction in progress	-	-	-	-	14,930	33,834	-	-	-	-	102,252,074	
Amount available for retirement of long-term debt	-	-	-	-	-	-	-	-	-	-	2,492,647	
Amount to be provided for retirement of long-term debt	-	-	-	-	-	-	-	-	4,421,810	-	4,421,810	
Total assets	123,604,785	56,692,540	60,301,864	5,935,955	2,186,515	329,111	12,402,635	759,375,516	194,000,035	198,421,844	1,219,250,766	
LIABILITIES, EQUITY AND OTHER CREDITS												
Liabilities:												
Bank overdraft	-	-	-	-	-	1,235,205	-	-	-	-	1,235,205	
Accounts payable	739,896	46,271	15,348	-	1,368	-	4,380,839	-	-	-	5,183,742	
Vouchers payable	-	-	-	-	-	-	-	-	-	-	-	
Claims and judgments	-	-	-	-	-	3,463,000	1,143,457	-	-	-	4,606,457	
Retainage payable	-	6,731	397,566	-	-	-	-	-	-	-	404,297	
Arbitrage payable	-	-	-	-	-	-	-	-	-	-	-	
Due to other funds	4,527,742	1,101,878	-	-	257	-	129,900	-	-	-	5,759,777	
Due to other governments	2,120,393	449,558	-	-	-	-	-	-	-	-	2,569,952	
Due to others	2,436	-	-	-	-	-	-	-	-	-	2,436	
Due to component unit	6,972	3,864	-	-	-	-	-	-	-	-	10,836	
Held in escrow	1,634,603	3,005	-	-	-	-	6,520,830	-	-	-	8,158,438	
Unearned revenues	106,000	5,930,431	-	-	-	-	-	-	-	-	6,036,431	
Unavailable revenues	15,874,311	1,372,711	3,413,805	1,514,145	-	-	-	-	-	-	22,174,972	
Undistributed receipts	2,715,884	-	-	-	-	-	-	-	-	-	2,715,884	
Capital lease payable	-	-	-	-	-	-	-	-	-	-	-	
General oblig bonds payable	-	-	-	-	-	-	-	-	194,790,000	-	194,790,000	
Notes payable	-	-	-	-	-	-	-	-	3,631,844	-	3,631,844	
Closure and post-closure costs	-	-	-	-	1,604,979	-	-	-	-	-	1,604,979	
Total liabilities	27,728,237	8,914,449	3,826,719	1,514,145	1,606,624	4,705,433	12,175,027	759,375,516	198,421,844	198,421,844	259,892,477	
Equity and other credits:												
Net investment in capital assets	-	-	-	-	1,016,024	26,606	-	759,375,516	-	-	760,418,146	
Unrestricted	-	-	-	-	(503,033)	(4,552,929)	-	-	-	-	(5,055,962)	
Nonspendable	945,571	10,400	-	-	-	150,000	-	-	-	-	1,105,971	
Restricted	3,803,240	47,767,692	-	-	66,902	-	-	-	-	-	51,637,833	
Committed	-	-	-	4,421,810	-	-	-	-	-	-	4,421,810	
Assigned	1,960,260	-	56,475,146	-	-	-	227,608	-	-	-	89,395,085	
Unassigned	89,167,477	-	-	-	-	-	227,608	-	-	-	89,395,085	
Total equity and other credits	95,976,548	47,778,092	56,475,146	4,421,810	579,892	(4,376,322)	227,608	759,375,516	198,421,844	198,421,844	960,358,289	
Total liabilities, equity and other credits	123,604,785	56,692,540	60,301,864	5,935,955	2,186,515	329,111	12,402,635	759,375,516	198,421,844	198,421,844	1,219,250,766	

This statement was prepared primarily on the cash basis of accounting.

County of Hidalgo, Texas
Statement of Revenues, Expenditures and Changes in Fund Balance
Governmental Funds
For the Eighth Month Ended September 30, 2016

	General	Special Revenue	Capital Projects	Debt Service	Total Governmental Funds
Revenues					
Taxes	154,711,249	3,499	-	20,490,337	175,205,085
Licenses and permits	1,119,830	4,685,206	-	-	5,805,036
Intergovernmental revenues	8,759,140	25,548,544	1,506,709	478,666	36,293,058
Charges for services	12,898,631	7,583,271	-	-	20,481,902
Fines & forfeitures	230,770	6,828,896	-	-	7,059,667
Special assessments	12,221	9,437,624	-	-	9,449,845
Interest earnings	415,473	161,079	118,822	32,721	728,095
Miscellaneous	1,432,266	496,302	-	-	1,928,568
Total revenues	179,579,580	54,744,422	1,625,530	21,001,724	256,951,256
Expenditures					
General government					
Judicial	24,569,131	3,457,023	232,500	-	28,258,655
Executive	2,117,187	-	-	-	2,117,187
Elections	1,792,290	254,910	-	-	2,047,201
Financial administration	16,673,806	342,172	-	-	17,015,978
Other	7,918,187	-	322,215	-	8,240,402
Public safety					
Police	22,915,862	3,925,554	944,447	-	27,785,864
Fire	651,562	-	-	-	651,562
Corrections	26,225,657	13,443,064	3,899	-	39,672,620
Other protection	437,893	-	-	-	437,893
Highways and streets	12,123	15,762,946	11,203,747	-	26,978,816
Sanitation	4,448,108	-	-	-	4,448,108
Drainage	-	-	-	-	-
Health and welfare	12,161,031	48,925,348	-	-	61,086,379
Culture and recreation	2,645,186	150,827	615,886	-	3,411,900
Conservation	601,083	-	-	-	601,083
Urban and economic development	585,855	-	-	-	585,855
Debt service					
Principal	-	-	-	14,334,851	14,334,851
Interest and fiscal agent fees	3,816	-	-	6,741,385	6,745,201
Issuance costs	-	-	417,320	-	417,320
Advance refunding escrow	-	-	-	-	-
Intergovernmental expenditures	-	1,919,291	-	-	1,919,291
Total expenditures	123,758,778	88,181,136	13,740,015	21,076,236	246,756,166
Excess (deficiency) of revenues over (under) expenditures	55,820,802	(33,436,715)	(12,114,485)	(74,512)	10,195,090
Other financing sources (uses):					
Sale of capital assets	13,816	242,693	257,066	-	513,575
General long-term debt issued	-	-	40,376,320	-	40,376,320
Long-term notes issued	-	-	-	-	-
Transfers in	-	7,400,346	91,051	222,812	7,714,209
Transfers out	(6,767,071)	(633,275)	(91,051)	(222,812)	(7,714,209)
Payment to refunded bond escrow agent	-	-	-	-	-
Total other financing sources (uses)	(6,753,255)	7,009,764	40,633,386	-	40,889,895
Excess (deficiency) of revenues and other financing sources over (under) expenditures and other financing uses	49,067,547	(26,426,950)	28,518,901	(74,512)	51,084,986
Fund balance at December 31, 2015	46,697,866	71,238,115	27,456,908	4,435,330	149,828,218
Prior period adjustments	22,108	-	-	-	22,108
Fund balance at December 31, 2015, as restated	46,719,974	71,238,115	27,456,908	4,435,330	149,850,326
Adjusting journal entries	89,027	2,966,927	499,336	60,992	3,616,283
Fund balance ended September 30, 2016	95,876,548	47,778,092	56,475,146	4,421,810	204,551,595

This statement was prepared primarily on the cash basis of accounting.

**Other Supplementary
Information**

County of Hidalgo, Texas
Schedule of Cash Receipts and Disbursements
September 30, 2016

Fund	Beginning Balance September 1, 2016	Receipts	Disbursements	Ending Balance September 30, 2016
General Fund				
1100 General Fund	1,994,354	30,709,800	29,082,211	3,621,943
Total General Fund	1,994,354	30,709,800	29,082,211	3,621,943
Special Revenue Funds				
1200 Road & Bridge County Wide	6,570,556	3,672,205	2,390,092	7,852,669
1212 Parks Precinct No 2	-	-	-	-
1220 LEOSE	41,273	678	7,397	34,554
1221 District Attorney Motor Vehicle Theft	32	-	-	32
1222 District Attorney Bad Check Processing	32,202	6,544	10,851	27,895
1223 District Attorney Investigations H.B. 65	585,980	143,873	155,567	574,286
1224 Drug Abuse Prevention and Rehabilitation	40,101	81,338	525	120,914
1225 Pretrial Intervention Prgm Fund	22,982	74,780	44,865	52,896
1226 Sheriff Investigations	18,912	3	-	18,915
1227 Sheriff Investigations H.B. 65	148,235	448,207	21,081	575,362
1228 Sheriff Equitable Sharing - Treasury Funds	(280,422)	7,109	13,097	(286,410)
1229 Sheriff Equitable Sharing - Justice Funds	(63,068)	1,079	15,124	(77,114)
1230 Constable Pct. 3 Investigations H.B. 65	20,493	127,339	-	147,832
1231 Constable Pct. 4 Investigations H.B. 65	94,426	2,647	7,899	89,174
1232 Constable Pct. 5 Investigations H.B. 65	-	-	-	-
1233 Constable Pct. 1 Investigations H.B. 65	4,972	757	-	5,728
1234 County Child Abuse Prevention	38,347	388	-	38,735
1235 District Clerk Records Management & Preservation	98,008	5,781	-	103,790
1236 District Clerk Title IV-D	25,138	126	-	25,264
1237 County Clerk Records Management & Preservation	972,024	271,253	41,547	1,201,730
1238 County Records Management & Preservation	21,353	37,784	34,573	24,564
1239 Court Reporter Service	44,320	14,792	21,410	37,702
1240 Juvenile Delinquency Prevention	4,769	58	-	4,827
1241 Courthouse Security	155,143	201,272	106,705	249,710
1242 Justice Court Technology	(215,532)	4,136	6,906	(218,303)
1243 Contributions	37,398	183	2,694	34,887
1245 Justice Court Building Security	(20,143)	949	-	(19,194)
1246 Tax Assessor-Collector Special Vehicle Inventory	247,362	466,207	453,775	259,794
1247 Law Library	237,341	36,150	56,653	216,837
1249 County Indigent Health Care	-	-	-	-
1250 Supplemental Court Guardianship	79,594	1,352	-	80,946
1251 HIDTA Chapter 59	1,405,216	274,727	563,259	1,116,684
1252 HIDTA US Treasury	(155,268)	11,214	27,609	(171,662)
1253 HIDTA Other States	(75,332)	118	18,415	(93,629)
1254 HIDTA US Justice	10,802	12,636	11,853	11,584
1255 County & District Court Technology	50,438	3,196	-	53,634
1256 DA US Department of Justice	171,865	26	-	171,891
1257 Constable Pct. 3 Treasury	12,481	2	-	12,483
1258 Local Provider Participation	27,356,409	15,358,121	28,922,531	13,791,999
1259 Constable Pct. 4 Federal Sharing - Treasury	30,883	5	-	30,888
1260 Constable Pct. 2 Chapter 59	4,755	-	-	4,755
1261 Constable Pct. 4 Federal Sharing - DOJ	11,713	2	-	11,715
1280 Designated Purpose Grants - Level 0	554,284	253	3,840	550,697
1281 Designated Purpose Grants - Level 1	(137,228)	13,476	70,803	(194,554)
1282 Designated Purpose Grants - Level 2	(15,687)	11,391	7,383	(11,679)
1283 Designated Purpose Grants - Level 3	80,605	9,640	1,650	88,595
1284 Designated Purpose Grants - Level 4	(152,285)	147,846	134,394	(138,833)
1285 Designated Purpose Grants - Level 5	(139,815)	33,362	55,193	(161,646)
1286 Designated Purpose Grants - Level 6	-	-	-	-
1287 Designated Purpose Grants - Level 7	-	-	-	-
1289 Designated Purpose Grants - Level 9	(128,367)	121,357	56,098	(63,107)
1291 HIDTA Grants	(45,310)	46,863	76,332	(74,779)
1292 WIC Grants	(1,641,241)	944,836	1,289,116	(1,985,521)
1293 Health Department Grants	98,804	271,233	370,643	(606)
1294 Juvenile Probation Department Grants	496,250	684,232	380,519	799,963
1295 Post Adjudication Juvenile Boot Camp	(170,518)	132,749	174,352	(212,121)
1296 Juvenile Probation Title IV-E	508,158	39,095	344,982	202,270
1297 Adult Probation Grants	2,814,417	2,542,141	3,437,425	1,919,132
Total Special Revenue Funds	39,907,825	26,265,506	39,337,157	26,836,175

County of Hidalgo, Texas
Schedule of Cash Receipts and Disbursements
September 30, 2016

Fund	Beginning Balance September 1, 2016	Receipts	Disbursements	Ending Balance September 30, 2016
Capital Projects Funds				
1301 Capital Outlay	38,344	-	-	38,344
1302 Tax Notes, Series 2007	287,869	-	-	287,869
1303 Sale of Capital Assets	514,259	250,592	12,126	752,725
1304 Tax Notes, Series 2014	84,481	-	10,883	73,599
1305 Road District No. 5	-	-	-	-
1311 Border Colonia Access Program Round II	-	-	-	-
1312 Border Colonia Access Program Round III	(567,635)	173,646	5,245	(399,233)
1315 Texas Department of Transportation Projects	(3,999,247)	209,014	611,342	(4,401,575)
1328 Certificates of Obligation, Series 1998	-	-	-	-
1330 Certificates of Obligation, Series 2000	-	-	-	-
1331 Certificates of Obligation, Series 2001	46,954	-	-	46,954
1332 Certificates of Obligation, Series 2002	-	-	-	-
1334 Certificates of Obligation, Series 2004	-	-	-	-
1336 Certificates of Obligation, Series 2006	-	-	-	-
1339 Certificates of Obligation, Series 2009	493	-	-	493
1341 Certificates of Obligation, Series 2009B&C	157,060	-	-	157,060
1342 Certificates of Obligation, Series 2010A&B	786,299	-	8,875	777,423
1345 Certificates of Obligation, Series 2014	2,172,058	2,959	397,621	1,777,396
1347 Certificates of Obligation, Series 2015A	1,124,827	1,006,188	673,325	1,457,690
1350 Certificates of Obligation, Series 2016	42,132	23,625	235,497	(169,740)
Total Capital Projects Funds	687,894	1,666,025	1,954,914	399,004
Debt Service Funds				
1401 Notes Payable	82,666	107,840	112,319	78,187
1430 Certificates of Obligation, Series 2000	-	-	-	-
1431 Certificates of Obligation, Series 2001	-	-	-	-
1432 Certificates of Obligation, Series 2002	-	-	-	-
1434 Certificates of Obligation, Series 2004	-	-	-	-
1435 Refunding Bonds, Series 2005	222,812	-	-	222,812
1436 Certificates of Obligation, Series 2006	(38,332)	152,571	-	114,240
1437 Refunding Bonds, Series 2006	-	-	-	-
1438 Refunding Bonds, Series 2007	(278,168)	75,812	-	(202,356)
1439 Certificates of Obligation, Series 2009	(193,032)	89,861	-	(103,171)
1440 Refunding Bonds, Series 2009A	(36,510)	35,001	-	(1,509)
1441 Certificates of Obligation, Series 2009B&C	106,329	259,405	-	365,735
1442 Certificates of Obligation, Series 2010A&B	195,373	338,033	-	533,405
1443 Refunding Bonds, Series 2014A	(191,157)	161,228	-	(29,929)
1444 Refunding Bonds, Series 2014B	(574,566)	524,335	-	(50,231)
1445 Certificates of Obligation, Series 2014	106,515	99,920	-	206,435
1446 Refunding Bonds, Series 2014C	101,425	123,817	-	225,242
1447 Certificates of Obligation, Series 2015A	102,371	76,036	750	177,658
1448 Refunding Bonds, Series 2015B	101,769	73,858	750	174,877
1449 Refunding Bonds, Series 2015C	297,620	112,986	750	409,856
Total Debt Service Funds	5,117	2,230,703	114,569	2,121,251
Enterprise Funds				
2101 Sanitary Landfill	845,200	-	-	845,200
2102 Jail Commissary	367,889	14,040	56,636	325,292
Total Enterprise Funds	1,213,088	14,040	56,636	1,170,492
Internal Service Funds				
2201 Health Benefits Self-Insurance	(5,434,821)	3,172,253	3,925,506	(6,188,074)
2202 Workers' Compensation Self-Insurance	5,907,439	170,240	1,124,811	4,952,869
Total Internal Service Funds	472,619	3,342,493	5,050,317	(1,235,205)
Private-Purpose Trust Funds				
3301 Unclaimed Money	716,195	-	-	716,195
3302 County Clerk Unclaimed Money	654,870	-	-	654,870
3303 District Clerk Unclaimed Money	-	-	-	-
3304 Bail Bond Sureties	-	-	-	-
Total Private-Purpose Trust Funds	1,371,065	-	-	1,371,065
Agency Funds				
3401 Clearing Fund	2,229,629	8,811,368	6,578,507	4,462,490
3402 Payroll Fund	-	10,544,989	10,544,989	-
3403 Insurance Fund	45,713	23,431	20,893	48,251
Total Agency Funds	2,275,343	19,379,787	17,144,389	4,510,741
Grand Total for Primary Government	47,927,305	83,608,354	92,740,193	38,795,466

This statement was prepared primarily on the cash basis of accounting.

County of Hidalgo, Texas
 Schedule of Interfund Transfers
 September 30, 2018

Transferor and General Fund	Transfers to:											Total										
	Special Revenue					Capital Projects					Debt Service		Enterprise									
General Fund	R&B Funds	Sherriff Investigation CCP59	Sherriff Federal Sharing US Treasury	Constable Pct. 1 Investigation CCP59	District Clerk Records Management & Preservation	County Records Management & Preservation	Court Reports	Courthouse Security	Constable Pct. 3 Federal Sharing US Treasury	DA Federal Sharing US Dept of Justice	Designated Purpose Grants	Health Grants	Juvenile Probation	Adult Probation	Capital Outlay	BCAP Round II	TRIDOT Projects	C.O. Series 2009 SLC	Debt Service	JM Commissary	Enterprise	
-	5,147,628	-	-	-	-	-	642,974	-	-	141,386	200,300	834,754	-	-	-	-	-	-	-	-	-	6,187,071
Special Revenue Funds																						
Parks Funds																						
Sherriff Investigation HVIS 65																						
Sherriff Fed Sharing-US Treasury																						
Sherriff Fed Sharing-USDOJ																						
Constable Pct. 5																						
Court Reporter																						
TAC Sp Verb Inv																						
Indigent Health Care																						
HDTA Chapter 59			114,522																			
HDTA Fed Sharing-US Treasury			10,000						10,000													
HDTA US Justice																						
Health Department																						
Adult Probation														482,537								
Capital Projects Funds																						
Capital Outlay																						
BCAP Round II																						
C.O. Series 2001																						
C.O. Series 2002																						
C.O. Series 2004																						
C.O. Series 2006																						
C.O. Series 2008																						
C.O. Series 2009 A&B																						
C.O. Series 2010																						
C.O. Series 2014																						
C.O. Series 2015A																						
Debt Service Funds																						
Debt Svc 2002																						
C.O. Series 2004																						
Ref Bonds Series 2005																						
Ref Bonds Series 2008																						
C.O. Series 2009																						
Ref Bonds Series 2007																						
Enterprise Funds																						
JM																						
Commissary																						
Enterprise																						
Total	5,147,628	114,522	10,000	63,663			642,974	10,000	173,644	200,300	834,754	482,537					1,439	89,612	222,812	623,106	8,337,315	

This statement was prepared primarily on the cash basis of accounting.

County of Hidalgo, Texas
 Schedule of Long-Term Debt Outstanding
 September 30, 2016

	Original Amount	Interest Rates	Year Issued	Year of Maturity	Outstanding Balances		
					Principal	Interest	Total Requirements
Refunding Bonds							
Refunding Bonds, Series 2007	26,415,000	4.00 - 4.25	2006	2016	-	-	-
Refunding Bonds, Series 2009A	8,995,000	2.50 - 5.00	2009	2018	655,000	34,650	689,650
Refunding Bonds, Series 2014A	4,515,000	3.00 - 4.00	2014	2019	1,045,000	125,400	1,170,400
Refunding Bonds, Series 2014B	32,845,000	.645 - 3.00	2014	2021	27,380,000	1,920,758	29,300,758
Refunding Bonds, Series 2014C	22,795,000	3.00 - 5.00	2014	2026	22,415,000	6,831,500	29,246,500
Refunding Bonds, Series 2015B	14,760,000	5.00	2015	2028	14,760,000	7,116,000	21,876,000
Refunding Bonds, Series 2015C	24,990,000	1.291 - 3.365	2015	2024	24,990,000	4,406,461	29,396,461
Certificates of Obligation							
Certificates of Obligation, Series 2006	38,770,000	4.25 - 5.00	2006	2016	-	-	-
Certificates of Obligation, Series 2009	24,280,000	3.00 - 5.00	2009	2018	2,390,000	132,250	2,522,250
Certificates of Obligation, Series 2009B&C	12,225,000	2.00 - 6.01	2009	2029	8,740,000	3,688,484	12,428,484
Certificates of Obligation, Series 2010A&B	27,850,000	2.00 - 6.30	2010	2030	21,550,000	10,175,971	31,725,971
Certificates of Obligation, Series 2014	20,085,000	3.00 - 5.00	2014	2034	20,085,000	9,380,556	29,465,556
Certificates of Obligation, Series 2015A	15,785,000	3.00 - 5.00	2015	2040	15,735,000	9,803,713	25,538,713
Certificates of Obligation, Series 2016	35,045,000	2.00 - 5.00	2016	2036	35,045,000	17,409,752	52,454,752
Notes Payable							
Notes Payable	911,009	4.00	2008	2018	211,844	12,794	224,638
Tax Notes, Series 2014	5,530,000	4.00 - 5.00	2014	2019	3,420,000	347,500	3,767,500
Total	313,796,009				198,421,844	71,385,788	269,807,632

Schedule of Debt Requirements			
	Principal	Interest	
2016	-	-	-
2017	15,428,845	8,333,625	23,762,471
2018	13,882,999	7,783,715	21,666,714
2019	14,745,000	7,322,880	22,067,880
2020	14,740,000	6,779,402	21,519,402
2021-2025	69,310,000	25,197,848	94,507,848
2026-2030	41,490,000	11,402,993	52,892,993
2031-2035	21,270,000	3,865,925	25,135,925
2036-2040	7,555,000	699,400	8,254,400
Total	198,421,844	71,385,788	269,807,632

This statement was prepared primarily on the cash basis of accounting.

Budget Status

County of Hidalgo, Texas
 Summary of Revenues and Expenditures - Budget to Actual
 By Fund
 For the Eighth Month Ended September 30, 2016

Fund	Description	Revenues			Expenditures		
		Original Budget	Adjusted Budget	Year-to-Date Actual	Original Budget	Adjusted Budget	Year-to-Date Actual
General Fund							
1100	General Fund	184,606,362	185,325,825	179,593,396	189,336,719	199,107,276	130,525,850
	Total General Fund	184,606,362	185,325,825	179,593,396	189,336,719	199,107,276	130,525,850
Special Revenue Funds							
1200	Road & Bridge County Wide	17,951,569	19,492,497	15,458,894	18,563,082	28,037,924	15,909,933
1220	LEOSE	-	47,810	47,828	-	63,821	31,227
1221	District Attorney Motor Vehicle Theft	-	-	-	-	32	-
1222	District Attorney Bad Check Processing	-	-	56,425	98,500	107,866	71,973
1223	District Attorney Investigations H.B. 65	-	-	576,231	1,105,300	1,507,477	891,559
1224	Drug Abuse Prevention and Rehabilitation	-	2,592	37,323	-	-	-
1225	Pretrial Intervention Prgm Fund	250,000	250,404	257,191	413,550	413,550	284,936
1226	Sheriff Investigations	-	-	27	-	-	-
1227	Sheriff Investigations H.B. 65	-	114,522	385,239	588,000	673,883	377,070
1228	Sheriff Federal Sharing - U.S. Treasury	-	10,000	34,598	368,568	455,168	183,716
1229	Sheriff Federal Sharing - U.S. Dept of Justice	-	-	358,058	450,000	457,291	127,644
1230	Constable Pct. 3 Investigations H.B. 65	-	63,663	63,701	-	-	-
1231	Constable Pct. 4 Investigations H.B. 65	-	-	18,068	-	1,898	265
1232	Constable Pct. 5 Investigations H.B. 65	-	-	-	-	-	-
1233	Constable Pct. 1 Investigations H.B. 65	-	-	758	-	-	-
1234	County Child Abuse Prevention	5,000	5,038	2,288	-	-	-
1235	District Clerk Records Management & Preservation	60,000	60,715	50,302	80,000	80,000	-
1236	District Clerk Title IV-D	2,000	2,025	990	-	-	-
1237	County Clerk Records Management & Preservation	1,000,000	1,007,387	817,771	576,965	728,407	250,009
1238	County Records Management & Preservation	355,000	355,354	259,548	408,009	408,009	266,419
1239	Court Reporter Service	175,000	175,352	137,684	225,000	225,000	124,523
1240	Juvenile Delinquency Prevention	-	278	300	-	-	-
1241	Courthouse Security	926,584	928,015	898,825	926,584	928,190	655,799
1242	Justice Court Technology	125,000	127,261	136,102	-	611,973	108,406
1243	Contributions	40,000	41,016	20,197	45,000	45,000	20,964
1245	Justice Court Building Security	29,000	29,323	32,449	-	30,566	-
1246	Tax Assessor-Collector Special Vehicle Inventory	-	-	99,484	-	81,741	23,037
1247	Law Library	394,000	397,065	332,523	465,405	473,608	244,564
1249	County Indigent Health Care	-	-	-	-	-	-
1250	Supplemental Court Guardianship	13,000	13,082	10,916	-	50,000	9,169
1251	HIDTA Chapter 59	-	-	1,396,340	301,573	1,129,758	1,016,163
1252	HIDTA US Treasury	-	-	8,649	455,000	484,974	124,984
1253	HIDTA Other States	-	-	47,285	163,580	163,580	116,342
1254	HIDTA US Justice	-	-	18,426	134,123	134,536	74,930
1255	Co & District Court Technology	17,000	17,045	13,290	-	-	-
1256	DA US Department of Justice	-	-	39,337	20,500	35,646	12,732
1257	Constable Pct. 3 Treasury	-	10,000	10,013	-	12,414	12,414
1258	Local Provider Participation Fund	-	-	9,747,723	-	37,927,300	37,927,300
1259	Constable Pct. 4 Federal Sharing - Treasury	-	-	26,177	-	-	-
1260	Constable Pct. 2 Chapter 59	-	-	3	-	-	-
1261	Constable Pct. 4 Federal Sharing - DOJ	-	-	17	-	-	-
1280	Designated Purpose Grants - Level 0	-	10,747,739	1,688	-	10,747,739	3,840
1281	Designated Purpose Grants - Level 1	-	789,744	378,572	-	789,744	507,681
1282	Designated Purpose Grants - Level 2	-	62,197	21,566	-	62,197	34,070
1283	Designated Purpose Grants - Level 3	-	1,131,170	277,810	-	1,131,170	275,697
1284	Designated Purpose Grants - Level 4	-	5,388,855	3,408,822	-	5,388,855	3,509,460
1285	Designated Purpose Grants - Level 5	88,537	1,314,084	360,674	-	1,276,410	333,380
1286	Designated Purpose Grants - Level 6	2,516	2,516	-	-	-	-
1287	Designated Purpose Grants - Level 7	-	1,009,205	-	-	1,009,205	-
1289	Designated Purpose Grants - Level 9	-	724,546	585,895	-	724,546	585,895
1291	HIDTA Grants	-	906,386	444,135	-	906,386	444,135
1292	WIC Grants	-	21,063,844	7,055,662	-	21,063,844	8,188,316
1293	Health Department Grants	311,543	5,878,785	2,514,771	-	5,926,231	2,809,733
1294	Juvenile Probation Department Grants	-	6,494,055	2,166,421	-	6,509,794	2,237,890
1295	Post Adjudication Juvenile Boot Camp	1,519,916	1,264,187	1,264,187	915,852	1,466,787	1,466,787
1296	Juvenile Probation Title IV-E	-	509,896	284,262	-	509,896	283,650
1297	Adult Probation Grants	-	25,458,100	12,222,018	-	25,458,100	9,267,805
	Total Special Revenue Funds	23,265,665	105,895,754	62,387,461	26,304,591	158,240,515	88,814,411
Capital Projects Funds							
1301	Capital Outlay	-	82,227	-	-	54,217	-
1302	Tax Notes, Series 2007	-	-	-	-	505,629	232,500
1303	Sale of Capital Assets	-	250,000	259,317	-	1,403,610	171,941
1304	Tax Notes, Series 2014	-	-	104	-	1,049,990	992,038

County of Hidalgo, Texas
 Summary of Revenues and Expenditures - Budget to Actual
 By Fund
 For the Eighth Month Ended September 30, 2016

Fund	Description	Revenues			Expenditures		
		Original Budget	Adjusted Budget	Year-to-Date Actual	Original Budget	Adjusted Budget	Year-to-Date Actual
1305	Road District No 5	-	-	-	-	-	-
1311	Border Colonia Access Program Round II	-	-	-	-	-	-
1312	Border Colonia Access Program Round III	-	3,596,466	1,506,709	-	3,596,466	1,506,709
1315	Texas Department of Transportation Projects	-	8,808,756	91,051	-	5,962,207	1,496,050
1328	Certificates of Obligation, Series 1998	-	-	-	-	-	-
1330	Certificates of Obligation, Series 2000	-	-	-	-	-	-
1331	Certificates of Obligation, Series 2001	-	-	-	-	31,922	-
1332	Certificates of Obligation, Series 2002	-	-	-	-	-	-
1334	Certificates of Obligation, Series 2004	-	-	-	-	-	-
1336	Certificates of Obligation, Series 2006	-	-	-	-	-	-
1339	Certificates of Obligation, Series 2009	-	-	-	-	-	-
1341	Certificates of Obligation, Series 2009B&C	-	-	-	-	688,870	533,246
1342	Certificates of Obligation, Series 2010A&B	-	-	-	-	783,732	64,425
1345	Certificates of Obligation, Series 2014	-	-	25,564	-	9,632,049	3,691,631
1347	Certificates of Obligation, Series 2015A	-	-	54,646	-	15,315,496	4,489,708
1350	Certificates of Obligation, Series 2016	-	-	40,412,577	-	39,959,000	652,817
Total Capital Projects Funds		-	12,737,450	42,349,967	-	78,983,188	13,831,066
Debt Service Funds							
1401	Notes Payable	1,445,825	1,447,607	1,436,661	1,366,319	1,366,319	1,365,569
1430	Certificates of Obligation, Series 2000	-	-	-	-	-	-
1431	Certificates of Obligation, Series 2001	-	-	-	-	-	-
1432	Certificates of Obligation, Series 2002	-	-	-	-	-	-
1434	Certificates of Obligation, Series 2004	-	-	-	-	-	-
1435	Refunding Bonds, Series 2005	-	502	502	-	222,812	222,812
1436	Certificates of Obligation, Series 2006	1,219,589	1,223,527	1,168,218	2,054,250	2,054,250	2,052,750
1437	Refunding Bonds, Series 2006	-	-	-	-	-	-
1438	Refunding Bonds, Series 2007	714,799	881,617	861,588	1,317,100	1,317,100	1,315,600
1439	Certificates of Obligation, Series 2009	799,690	859,477	830,921	1,261,494	1,261,494	1,260,744
1440	Refunding Bonds, Series 2009	301,008	301,477	292,048	343,725	343,725	342,975
1441	Certificates of Obligation, Series 2009B&C	807,581	882,274	939,175	1,014,736	1,014,736	1,013,236
1442	Certificates of Obligation, Series 2010A&B	1,914,614	2,085,967	2,217,938	2,380,364	2,380,364	2,380,364
1443	Refunding Bonds, Series 2014A	1,275,480	1,277,343	1,232,560	1,418,350	1,418,350	1,417,350
1444	Refunding Bonds, Series 2014B	5,787,290	5,795,228	5,691,973	6,095,594	6,095,594	6,094,594
1445	Certificates of Obligation, Series 2014	1,354,489	1,355,395	1,345,477	900,794	900,794	900,044
1446	Refunding Bonds, Series 2014C	1,678,388	1,679,505	1,667,220	1,122,250	1,122,250	1,121,500
1447	Certificates of Obligation, Series 2015A	1,030,589	1,031,545	1,024,009	656,217	656,217	588,364
1448	Refunding Bonds, Series 2015B	1,001,144	1,001,997	994,671	633,391	633,391	617,800
1449	Refunding Bonds, Taxable Series 2015C	1,531,161	1,532,752	1,521,574	1,144,764	1,144,764	605,346
Total Debt Service Funds		20,861,647	21,356,213	21,224,536	21,709,348	21,932,161	21,299,048
Enterprise Funds							
2101	Sanitary Landfill	-	-	-	-	-	-
2102	Jail Commissary	-	623,105	623,909	481,839	636,670	348,603
Total Enterprise Funds		-	623,105	623,909	481,839	636,670	348,603
Internal Service Funds							
2201	Health Benefits Self-Insurance	26,945,887	26,945,887	20,397,802	26,945,887	26,956,818	21,810,108
2202	Workers' Compensation Self-Insurance	2,117,879	2,117,879	1,702,615	2,117,879	2,121,707	1,541,249
Total Internal Service Funds		29,063,766	29,063,766	22,100,416	29,063,766	29,078,524	23,351,357
Private-Purpose Trust Funds							
3301	Unclaimed Money Fund	-	-	-	-	-	-
3302	County Clerk Unclaimed Money Fund	-	-	-	-	-	-
Total Private-Purpose Trust Funds		-	-	-	-	-	-
Grand Total for Primary Government		257,797,440	355,002,113	328,279,686	266,896,263	487,978,335	278,170,335

This statement was prepared primarily on the cash basis of accounting.

Statement of Revenues, Expenditures and Changes in Fund Balance - Budget to Actual
General Fund
For the Eighth Month Ended September 30, 2016

	Original Budget	Adjusted Budget	Current Revenues/ Expenditures	Year-to-Date Revenues/ Expenditures	Encumbrances	Balance
Revenues						
Taxes	158,044,576	158,044,576	1,960,510	154,711,249		3,333,327
Licenses and permits	1,008,000	1,008,000	88,460	1,119,830		(111,830)
Intergovernmental revenues	9,178,000	9,359,767	103,932	8,759,140		600,627
Charges for services	14,975,179	15,353,259	2,804,054	12,898,631		2,454,627
Fines & forfeitures	395,000	395,000	48,486	242,991		152,009
Interest earnings	302,500	302,517	44,668	415,473		(112,956)
Miscellaneous	703,107	862,706	109,024	1,432,266		(569,560)
Total revenues	184,606,362	185,325,825	5,159,134	179,579,580		5,746,245
Expenditures						
General government						
Judicial	33,735,826	34,572,247	3,578,274	24,569,131	701,301	9,301,814
Executive	3,222,527	3,127,071	290,286	2,117,187	169,284	840,600
Elections	2,843,499	2,933,675	177,698	1,792,290	186,668	954,716
Financial administration	27,480,875	26,010,699	2,201,649	16,673,806	523,118	8,813,775
Other	10,828,093	14,887,482	891,646	7,918,187	811,028	6,158,267
Public safety						
Police	33,538,131	33,588,984	3,362,165	22,915,862	1,575,395	9,097,726
Fire	2,065,013	1,849,692	86,670	651,562	56,717	1,141,413
Corrections	38,211,193	39,628,665	3,840,139	26,225,657	1,938,561	11,464,447
Other protection	589,170	628,276	48,580	437,893	28,792	161,591
Highways and Streets	-	23,500	1,662	12,123	-	11,377
Sanitation	6,221,454	6,576,460	625,412	4,448,108	694,416	1,433,936
Health and welfare	15,301,259	15,901,803	862,675	12,161,031	203,536	3,537,237
Culture and recreation	3,776,026	3,820,099	325,356	2,645,186	236,711	938,202
Conservation	1,037,790	925,036	85,439	601,083	201,962	121,991
Urban and economic development	660,277	931,855	106,613	585,855	81,262	264,738
Debt Service						
Interest	4,921	4,921	320	3,816	-	1,105
Total expenditures	179,516,054	185,410,463	16,484,584	123,758,778	7,408,751	54,242,934
Excess (deficiency) of revenues over (under) expenditures	5,090,308	(84,638)	(11,325,450)	55,820,802		
Other financing sources (uses):						
Long-term notes issued	-	-	-	-	-	-
Sale of capital assets	-	-	-	13,816		(13,816)
Transfers in	-	-	-	-		-
Transfers out	(9,820,665)	(13,696,813)	(1,880,571)	(6,767,071)		(6,929,742)
Total other financing sources (uses)	(9,820,665)	(13,696,813)	(1,880,571)	(6,753,255)		(6,943,558)
Excess (deficiency) of revenues and other financing sources over (under) expenditures and other financing uses	(4,730,357)	(13,781,451)		49,067,547		
Unassigned fund balance						
at January 1, 2016	31,156,877	31,156,877		31,156,877		
Prior period adjustments		22,108		22,108		
Unreserved (reserved) fund balance	-	8,920,944		8,920,944		
Unassigned fund balance month ended September 30, 2016	26,426,520	26,318,479		89,167,477		

This statement was prepared primarily on the cash basis of accounting.

County of Hidalgo, Texas
Budget Status by Department
General Fund
For the Eighth Month Ended September 30, 2016

	Original Budget	Adjusted Budget	Current Expenditures	Year-to-Date Expenditures	Encumbrances	Balance
Expenditures and Other Financing Uses						
General government						
Judicial						
92nd District Court	418,454	416,970	43,200	278,871	10,031	128,068
93rd District Court	418,454	416,765	41,840	281,622	7,256	127,886
139th District Court	418,454	417,216	41,408	276,147	3,644	137,424
206th District Court	457,033	453,793	43,404	306,171	3,126	144,496
275th District Court	418,454	416,945	43,747	291,048	5,586	120,311
332nd District Court	418,454	416,546	44,346	286,639	2,230	127,676
370th District Court	418,454	416,474	44,645	296,196	2,095	118,184
389th District Court	418,454	415,130	44,362	257,291	10,309	147,530
398th District Court	418,454	416,834	55,999	311,033	4,444	101,357
430th District Court	418,454	496,310	44,405	352,862	18,749	124,699
449th District Court	418,454	416,860	42,750	281,224	3,964	131,672
Indigent Defense	-	-	-	-	-	-
County Court At Law 1	547,899	561,502	54,744	405,320	12,974	143,209
County Court At Law 2	542,668	534,951	46,678	361,471	1,762	171,719
Probate Court	647,465	640,452	65,064	457,704	827	181,921
County Court At Law 4	544,323	537,969	54,631	397,556	566	139,847
County Court At Law 5	542,668	536,718	48,159	381,727	1,037	153,953
County Court At Law 6	542,668	535,447	63,427	388,553	2,348	144,546
County Court At Law 7	542,668	536,455	53,920	381,213	8,894	146,348
County Court At Law 8	542,668	535,039	44,201	348,365	6,284	180,390
Master Court 1	131,589	133,303	15,467	93,431	1,097	38,776
Master Court 2	130,047	126,584	14,311	86,276	1,467	38,841
Court of Civil Appeals	2,964	3,682	485	2,252	852	578
Auxiliary Court	367,102	341,406	39,908	264,595	1,584	75,228
Juvenile Justice Court	-	-	-	-	-	-
Child Protective Court	80,725	80,725	6,363	40,703	845	39,177
Justice of the Peace 1-1	411,742	405,778	40,463	285,617	2,254	117,907
Justice of the Peace 1-2	409,126	405,951	41,518	294,260	3,211	108,480
Justice of the Peace 2-1	406,298	386,964	38,818	271,950	3,857	111,157
Justice of the Peace 2-2	408,739	403,705	44,812	284,690	3,109	115,907
Justice of the Peace 3-1	398,562	356,657	38,628	253,358	3,853	99,446
Justice of the Peace 3-2	412,809	402,771	41,701	286,099	2,777	113,896
Justice of the Peace 4-1	432,889	425,220	43,828	306,179	2,151	116,890
Justice of the Peace 4-2	481,413	473,396	48,558	343,440	2,388	127,589
Justice of the Peace 5-1	-	-	-	-	-	-
Indigent Defense	437,964	432,264	42,278	299,155	3,935	129,174
Criminal District Attorney	8,322,586	8,709,526	908,389	6,304,081	148,177	2,257,268
District Clerk	3,576,773	3,726,238	380,588	2,400,902	313,221	1,012,115
Budget and Management	7,032,016	7,063,568	770,446	5,427,607	-	1,635,961
Commissioner, Precinct 2	-	-	-	-	-	-
Public Defense	1,154,501	1,256,461	139,794	863,842	10,959	383,659
Executive Office	43,381	43,381	-	-	-	43,381
Tax Assessor-Collector	-	-	-	-	-	-
Information Technology	-	274,289	990	119,683	89,439	65,167
Total Judicial	33,735,826	34,572,247	3,578,274	24,569,131	701,301	9,301,814
Executive						
County Judge	1,559,920	1,372,958	141,687	924,259	14,520	434,179
Budget and Management	-	-	-	-	-	-
Executive Office	1,662,607	1,754,113	148,599	1,192,928	154,764	406,420
Total Executive	3,222,527	3,127,071	290,286	2,117,187	169,284	840,600
Elections						
Elections Department	2,843,499	2,933,675	177,698	1,792,290	186,668	954,716
Total Elections	2,843,499	2,933,675	177,698	1,792,290	186,668	954,716
Financial Administration						
Appraisal fees	1,870,886	1,898,263	-	1,423,697	-	474,566
County Wide Admin	1,545,008	1,371,542	(8,609)	188,520	31,114	1,151,909
Budget and Management	1,335,669	1,169,054	137,770	819,738	15,078	334,240
Commissioner, Precinct 2	-	-	-	-	-	-
Executive Office	1,518,532	965,054	70,888	670,008	772	294,273
Tax Assessor-Collector	7,743,691	7,514,214	763,822	5,235,070	180,524	2,098,620
County Treasurer	949,569	935,407	97,688	646,438	6,526	282,445
Purchasing Agent	1,847,553	1,662,161	177,727	1,155,213	38,439	468,510
County Auditor	2,960,261	3,026,065	315,997	2,074,460	29,717	921,888

County of Hidalgo, Texas
Budget Status by Department
General Fund
For the Eighth Month Ended September 30, 2016

	Original Budget	Adjusted Budget	Current Expenditures	Year-to-Date Expenditures	Encumbrances	Balance
County Clerk	4,168,665	4,045,665	385,643	2,554,841	41,639	1,449,185
Human Resources/Civil Service	715,975	697,899	72,017	483,802	16,012	198,085
IT Department	2,825,066	2,725,373	188,707	1,422,022	163,296	1,140,055
Total Financial Administration	27,480,875	26,010,699	2,201,649	16,673,806	523,118	8,813,775
Other						
Commissioner, Precinct 4	-	217,045	331	80,028	102,630	34,387
Executive Office	3,696,727	7,532,743	111,406	3,041,935	67,665	4,423,144
Planning Department	1,164,963	1,110,437	115,438	769,273	36,338	304,826
Facilities Management Department	5,966,403	6,027,256	664,471	4,026,951	604,395	1,395,910
Total Other	10,828,093	14,887,482	891,646	7,918,187	811,028	6,158,287
Public safety						
Police						
Criminal District Attorney	880,743	844,005	52,114	510,991	300,055	32,959
Commissioner, Precinct 3	-	-	-	-	-	-
Budget and Management	59,000	59,000	-	46,667	5,833	6,500
Executive Office	204,224	188,207	22,192	131,271	373	56,564
Sheriff	27,434,975	27,509,790	2,768,410	18,816,003	1,037,882	7,655,905
Constables						
Constable, Precinct 1	1,217,926	1,234,361	123,470	846,589	44,982	342,789
Constable, Precinct 2	1,042,319	1,067,987	112,729	740,626	56,373	270,987
Constable, Precinct 3	1,339,504	1,321,222	136,003	892,541	55,013	373,668
Constable, Precinct 4	1,359,440	1,364,412	147,249	931,175	74,883	358,354
Constable, Precinct 5	-	-	-	-	-	-
Total Police	33,538,131	33,588,984	3,362,165	22,915,862	1,575,395	9,097,726
Fire						
Emergency Services	2,065,013	1,849,692	86,670	651,562	56,717	1,141,413
Total Fire	2,065,013	1,849,692	86,670	651,562	56,717	1,141,413
Corrections						
Sheriff	26,844,486	26,428,389	2,547,949	17,977,814	878,035	7,572,541
Adult Probation	500,665	506,842	51,798	343,371	13,016	150,455
Juvenile Probation	10,866,042	12,693,434	1,240,391	7,904,472	1,047,510	3,741,451
Juvenile CBG	-	-	-	-	-	-
Total Corrections	38,211,193	39,628,665	3,840,139	26,225,657	1,938,561	11,464,447
Other Protection						
County Judge	534,719	535,568	40,898	381,516	26,157	127,895
Budget and Management	-	2,604	-	2,604	558	(558)
Executive Office	54,451	90,103	7,682	53,772	2,078	34,253
Emergency Services	-	-	-	-	-	-
Total Other Protection	589,170	628,276	48,580	437,893	28,792	161,591
Highways and Streets						
Budget and Management	-	23,500	1,662	12,123	-	11,377
Total Highways and Streets	-	23,500	1,662	12,123	-	11,377
Sanitation						
Commissioner, Precinct 1	1,742,373	1,914,323	188,669	1,316,901	224,196	373,226
Commissioner, Precinct 2	931,578	892,317	78,928	536,372	105,459	250,486
Commissioner, Precinct 3	2,375,227	2,527,987	231,386	1,727,832	252,683	547,472
Commissioner, Precinct 4	1,172,276	1,168,790	125,326	865,901	96,983	205,906
Executive Office	-	73,043	1,102	1,102	15,095	56,846
Total Sanitation	6,221,454	6,576,460	625,412	4,448,108	694,416	1,433,936
Health and Welfare						
Budget and Management	50,000	-	-	-	-	-
Commissioner, Precinct 2	-	-	-	-	-	-
Executive Office	1,056,606	1,147,473	3,399	1,085,953	-	61,520
Human Services	7,011,806	8,170,795	164,160	6,591,218	75,968	1,503,609
Health Department	6,767,694	6,159,003	649,840	4,195,185	122,460	1,841,358
WIC	1,707	15,155	642	1,811	1,659	11,686
Child Welfare	122,444	122,748	13,514	87,724	-	35,025
Veterans Services	291,002	286,628	31,119	199,140	3,449	84,040
Total Health and Welfare	15,301,259	15,901,803	862,675	12,161,031	203,536	3,537,237

County of Hidalgo, Texas
 Budget Status by Department
 General Fund
 For the Eighth Month Ended September 30, 2016

	Original Budget	Adjusted Budget	Current Expenditures	Year-to-Date Expenditures	Encumbrances	Balance
Culture and Recreation						
Commissioner, Precinct 1	933,456	933,210	98,975	642,598	45,553	245,059
Commissioner, Precinct 2	701,949	816,132	96,962	547,865	56,963	211,304
Commissioner, Precinct 3	739,848	711,814	73,201	450,513	25,423	235,878
Commissioner, Precinct 4	683,275	546,445	56,218	382,073	11,137	153,236
Executive Office	717,498	812,498	-	622,138	97,635	92,725
Total Culture and Recreation	3,776,026	3,820,099	325,356	2,645,186	236,711	938,202
Conservation						
Executive Office	563,368	563,668	46,921	375,663	187,552	453
Texas Cooperative Extension	474,422	361,368	38,518	225,420	14,410	121,538
Total Conservation	1,037,790	925,036	85,439	601,083	201,962	121,991
Urban and Economic Development						
County Judge	-	212,000	19,510	119,095	2,315	90,590
Budget and Management	-	-	-	-	-	-
Commissioner, Precinct 1	105,788	105,818	11,606	74,534	312	30,972
Commissioner, Precinct 2	388,609	357,317	40,772	256,261	3,653	97,404
Commissioner, Precinct 4	59,736	150,576	18,176	53,997	74,982	21,597
Urban County	106,144	106,144	16,550	81,968	-	24,176
Total Urban and Economic Development	660,277	931,855	106,613	585,855	81,262	264,738
Debt Service						
Interest	4,921	4,921	320	3,816	-	1,105
Total Debt Service	4,921	4,921	320	3,816	-	1,105
Other Financing Uses						
Interfund Transfers	9,820,665	13,696,813	1,880,571	6,767,071	-	6,929,742
Total Other Financing Uses	9,820,665	13,696,813	1,880,571	6,767,071	-	6,929,742
Total Expenditures and Other Financing Uses	189,336,719	199,107,276	18,365,154	130,525,850	7,408,751	61,172,676

This statement was prepared primarily on the cash basis of accounting.

County of Hidalgo, Texas
 Budget Status by Project
 Fund 1301 - Capital Outlay Fund
 Project Inception to September 30, 2016

Expenditures and Other Financing Uses	Original Budget	Adjusted Budget	Expenditures			Total	Encumbrances	Balance
			Current Month	Current Year	Prior Years			
General government								
Bennett Building	-	429,778	-	-	429,778	429,778	-	-
Horizon Building	-	244,809	-	-	244,809	244,809	-	-
Election Warehouse-317 N Closner-building renovation	-	482,533	-	-	482,533	482,533	-	-
K - Mart Property	2,756,150	5,888,557	-	-	5,888,557	5,888,557	-	-
Pct. 4-New Admin Building	-	983,812	-	-	983,812	983,812	-	-
Pct. 4-Linn San manuel Emergency Facility	-	1,526,425	-	-	1,491,602	1,491,602	23,990	10,833
K - Mart Property - Additional Office	-	-	-	-	-	-	-	-
Public safety								
USDA 2008 Loan-Sheriff Vehicles	-	224,650	-	-	224,650	224,650	-	-
Pct. 3 Sheriff's Substation	-	-	-	-	-	-	-	-
New Adult Probation Building	-	3,520,216	-	-	3,520,216	3,520,216	-	-
Culture and recreation								
Pct. 4-Sunflower Park	-	19,394	-	-	-	-	-	19,394
Issuance costs - K - Mart Property	43,850	43,850	-	-	43,850	43,850	-	-
Issuance costs - USDA 2008 Loan	-	1,150	-	-	1,150	1,150	-	-
Transfer Out - General Fund	-	620,888	-	-	620,888	620,888	-	-
Transfer Out - R&B County Wide	-	19,390	-	-	19,390	19,390	-	-
Total F1301 - Capital Outlay Fund	2,800,000	14,005,453	-	-	13,951,236	13,951,236	23,990	30,227

County of Hidalgo, Texas
 Budget Status by Project
 Fund 1302 - Tax Notes, Series 2007
 Project Inception to September 30, 2016

Expenditures and Other Financing Uses	Original Budget	Adjusted Budget	Expenditures			Total	Encumbrances	Balance
			Current Month	Current Year	Prior Years			
General government								
Common Integrated Justice System - software	1,171,500	3,563,125	-	232,500	3,057,496	3,289,996	273,123	6
County Judges Office & Commissioners Courtroom	2,000,000	93,856	-	-	93,856	93,856	-	-
Tax Office - vehicles	-	22,471	-	-	22,471	22,471	-	-
Purchasing - vehicles	-	40,261	-	-	40,261	40,261	-	-
Election - vehicles	31,000	22,248	-	-	22,248	22,248	-	-
Planning - vehicles	-	38,359	-	-	38,359	38,359	-	-
Admin Security - vehicles	31,000	26,992	-	-	26,992	26,992	-	-
Facilities Management - vehicles	62,000	79,565	-	-	79,565	79,565	-	-
Public safety								
Sheriff - vehicles	1,855,196	1,921,034	-	-	1,921,034	1,921,034	-	-
Sheriff Replacement - vehicles	3,007,000	3,004,759	-	-	3,004,759	3,004,759	-	-
Constable Pct. 1 - vehicles	-	123,920	-	-	123,920	123,920	-	-
Constable Pct. 3 - vehicles	31,000	203,522	-	-	203,522	203,522	-	-
Constable Pct. 4 - vehicles	-	81,992	-	-	81,992	81,992	-	-
Constable Pct. 5 - vehicles	-	172,977	-	-	172,977	172,977	-	-
Sheriff Substation Pct. 1 - land	245,935	246,168	-	-	246,168	246,168	-	-
Sheriff Substation Pct. 3 - land	557,917	562,042	-	-	562,042	562,042	-	-
Highway and streets								
Pct. 1 - vehicles	-	201,952	-	-	201,952	201,952	-	-
Pct. 2 - vehicles	-	197,654	-	-	197,654	197,654	-	-
Pct. 3 - vehicles	-	207,206	-	-	207,206	207,206	-	-
Pct. 4 - vehicles	-	203,119	-	-	203,119	203,119	-	-
Sanitation								
Pct. 2 Sanitation - vehicles	-	93,845	-	-	93,845	93,845	-	-
Health and welfare								
Health Dept - vehicles	62,000	60,738	-	-	60,738	60,738	-	-
Culture - recreation								
Pct. 3 Meeting Hall & Pavilion	700,000	1,000,000	-	-	1,000,000	1,000,000	-	-
Conservation of natural resources								
Texas Agrilife Extension - Vehicles	-	15,395	-	-	15,395	15,395	-	1
Urban and economic development								
Pct. 2 CRC - S. Tower Road	803,000	1,303,934	-	-	1,303,934	1,303,934	-	-
Issuance costs	90,000	90,000	-	-	90,000	90,000	-	-
Total F1302 - Tax Notes, 2007	10,647,548	13,577,135	-	232,500	13,071,506	13,304,006	273,123	7

County of Hidalgo, Texas
 Budget Status by Project
 Fund 1303 - Sale of Capital Assets funded by Certificates of Obligation
 Project Inception to September 30, 2016

Expenditures and Other Financing Uses	Original Budget	Adjusted Budget	Expenditures			Total	Encumbrances	Balance
			Current Month	Current Year	Prior Years			
General Government								
SOA1342-Pct. 4 San Carlos CRC Sunflower / SH 107 - buildings	1,211,000	1,225,963	-	-	1,216,593	1,216,593	9,371	-
SOA1342-Pct. 4 Restitution Center - 1124 M. Road- bldg add & renov	338,950	381,564	-	-	381,564	381,564	-	-
Highways and streets								
SOA1341-Pct. 1 Heavy Equipment	1,455,877	1,410,136	-	-	1,410,136	1,410,136	-	-
SOA1341-Pct. 1 Colonia Adams & Black	180,000	74,079	-	-	74,079	74,079	-	-
SOA1341-Pct. 1 Mile 16 N (Fannin to Mile 4 W)	215,000	164,244	-	-	140,811	140,811	23,433	-
SOA1341-Pct. 1 Mile 10 N (La Blanca to FM 493)	220,000	73,156	-	-	68,561	68,561	4,595	-
SOA1341-Pct. 1 Mile 12 1/2 N (FM 88 to FM 493)	880,000	9,798	-	-	9,695	9,695	103	-
SOA1341-Pct. 1 Mile 9 N (Mile 5 1/2 W to Mile 6 W)	-	462,813	-	-	462,813	462,813	-	-
SOA1341-Pct. 1 Mile 12 1/2 N (FM 1015 to Mile 2 W)	-	118,095	-	81,952	6,208	88,160	29,650	284
SOA1341-Pct. 1 Mile 3 1/2 W (Mile 5 N to Mile 6 N)	-	164,251	-	2,233	143,969	146,201	18,050	-
SOA1339-Pct. 1 Sioux (Tower to Val Verde)	-	399,891	-	-	395,460	395,460	4,432	-
SOA1341-Pct. 1 Sioux (Tower to Val Verde)	-	41,674	-	-	36,581	36,581	-	5,093
SOA1341-Pct. 1 Mile 4 W (Mile 15 N to Mile 16 N)	-	12,073	-	-	5,712	5,712	6,361	-
SOA1341-Pct. 1 Los Cielos Subd Mile 12 N	-	71,100	-	-	28,586	28,586	42,514	1
SOA1341-Pct. 1 Old La Blanca (Mile 9 N to Mile 10 N)	-	6,773	-	-	6,773	6,773	-	-
SOA1341-Pct. 1 Goolie Rd (Mile 9 - Minnesota) - roads	-	218,505	-	-	-	-	218,505	-
SOA1341-Pct. 1 Mile 12 1/2 N (Westgate - 819 FT) - roads	-	43,185	4,226	42,294	-	42,294	891	-
SOA1339-Pct. 2 Tower Road (Moore to Ball)	-	-	-	-	-	-	-	-
SOA1342-Pct. 2 Equipment & Maintenance Facility	470,946	681,973	-	-	681,973	681,973	-	-
SOA1339-Pct. 2 Taylor Road - aid	-	637,898	-	-	419,295	419,295	-	218,603
SOA1341-Pct. 2 Owassa Road (Raul Longoria to Alamo)	-	86,138	-	-	86,138	86,138	-	-
SOA1339-Pct. 2 Owassa Road (Raul Longoria to Alamo)	-	11,362	-	11,362	-	11,362	-	-
SOA1341-Pct. 3 Mile 3 N (FM 492 to FM 2221)	872,800	872,800	5,400	10,800	851,300	862,100	10,700	-
SOA1339-Pct. 3 Liberty Road (US 83 to FM 2221)	1,341,800	1,348,438	-	17,100	1,273,654	1,290,754	51,046	6,638
SOA1341-Pct. 3 FM 494 - Shary (FM 1924 to SH 107)	728,425	728,425	2,500	2,500	720,625	723,125	5,300	-
SOA1341-Pct. 4 Machinery & Equipment	-	250,000	-	-	-	-	-	250,000
SOA1341-Pct. 4 10th Street (SH 107 to FM 1925) - land	-	46,242	-	-	46,242	46,242	-	-
SOA1341-Pct. 4 FM 1925 (Kenyon-FM 907)	-	32,963	-	3,700	22,927	26,828	6,336	-
SOA1339-Pct. 4 FM 1925 (FM 907 to E. of SH 68)	549,575	549,575	-	-	473,880	473,880	75,695	-
SOA1341-Pct. 4 Tex - Mex (Tower to 83rd St)	139,596	89,266	-	-	87,254	87,254	2,012	-
SOA1341-Pct. 4 Trenton (Raul Longoria to N "I" RD)	81,415	52,201	-	-	50,189	50,189	2,012	-
SOA1341-Pct. 4 Wisconsin (FM 907 to Cesar Chavez)	81,415	49,304	-	-	49,304	49,304	-	-
SOA1341-Pct. 4 Curry Road (Tower to Val Verde)	209,425	134,130	-	-	132,117	132,117	2,012	-
SOA1339-Pct. 4 Roosevelt (0.4M West Val Verde)	-	-	-	-	-	-	-	-
SOA1341-Pct. 4 Mon Mack (0.4M North Mile 11 N)	-	25,000	-	-	22,500	22,500	2,500	-
SOA1341-Pct. 4 Curry Estates	-	165,717	-	-	165,717	165,717	-	-
SOA1339-Pct. 4 Alberta (FM 907 to Raul Longoria) - roads	-	162,387	-	-	162,387	162,387	-	-
SOA1341-Pct. 4 Alberta (FM 907 to Raul Longoria) - drainage	-	5,168	-	-	-	-	-	5,168
SOA1341-Pct. 4 Canton (Val Verde to Tower)	-	120,369	-	-	120,369	120,369	-	-
SOA1342-Pct. 4 Mile 22 1/2 N (0.3M East to Carmen Avila)	-	-	-	-	-	-	-	-
SOA1341-Pct. 4 Curry Road (Tower to Alamo)	-	73,834	-	-	73,834	73,834	-	-
Culture - recreation								
SOA1339-Pct. 2 Lopezville Park	-	33,859	-	-	980	980	31,384	1,495
Transfers Out - Capital Outlay	87,803	550,374	-	-	511,342	511,342	-	39,032
Transfers Out - TXDOT	1,716,057	1,985,016	-	-	1,826,563	1,826,563	-	158,453
Total F1303 - Sale of Capital Assets funded by C.O.	10,780,085	13,569,738	12,126	171,941	12,166,128	12,338,069	546,902	684,787
			Expenditures					
By Departments	Original Budget	Adjusted Budget	Current Month	Current Year	Prior Years	Total	Encumbrances	Balance
SOA1341-Pct. 1 Heavy Equipment	1,455,877	1,410,136	-	-	1,410,136	1,410,136	-	-
SOA1341-Pct. 1 Colonia Adams & Black	180,000	74,079	-	-	74,079	74,079	-	-
SOA1341-Pct. 1 Mile 16 N (Fannin to Mile 4 W)	215,000	164,244	-	-	140,811	140,811	23,433	-
SOA1341-Pct. 1 Mile 10 N (La Blanca to FM 493)	220,000	73,156	-	-	68,561	68,561	4,595	-
SOA1341-Pct. 1 Mile 12 1/2 N (FM 88 to FM 493)	880,000	9,798	-	-	9,695	9,695	103	-
SOA1341-Pct. 1 Mile 9 N (Mile 5 1/2 W to Mile 6 W)	-	462,813	-	-	462,813	462,813	-	-
SOA1341-Pct. 1 Mile 12 1/2 N (FM 1015 to Mile 2 W)	-	118,095	-	81,952	6,208	88,160	29,650	284
SOA1341-Pct. 1 Mile 3 1/2 W (Mile 5 N to Mile 6 N)	-	164,251	-	2,233	143,969	146,201	18,050	-
SOA1339-Pct. 1 Sioux (Tower to Val Verde)	-	399,891	-	-	395,460	395,460	4,432	-
SOA1341-Pct. 1 Sioux (Tower to Val Verde)	-	41,674	-	-	36,581	36,581	-	5,093
SOA1341-Pct. 1 Mile 4 W (Mile 15 N to Mile 16 N)	-	12,073	-	-	5,712	5,712	6,361	-
SOA1341-Pct. 1 Los Cielos Subd Mile 12 N	-	71,100	-	-	28,586	28,586	42,514	1
SOA1341-Pct. 1 Old La Blanca (Mile 9 N to Mile 10 N)	-	6,773	-	-	6,773	6,773	-	-
SOA1341-Pct. 1 Goolie Rd (Mile 9 - Minnesota) - roads	-	218,505	-	-	-	-	218,505	-
SOA1341-Pct. 1 Mile 12 1/2 N (Westgate - 819 FT) - roads	-	43,185	4,226	42,294	-	42,294	891	-
SOA1341-Pct. 1 TXDOT -US 83 Illumination	-	1,109	-	-	1,109	1,109	-	-
SOA1341-Pct. 1 TXDOT - Mile 2 West (Mile 12 - US 83)	-	4,543	-	-	-	-	-	4,543
SOA1341-Pct. 1 TXDOT - FM493 (US 281 - BUS 83)	-	6,143	-	-	6,143	6,143	-	-
Total Pct. 1	2,950,877	3,281,565	4,228	126,479	2,796,633	2,923,111	348,533	9,921
SOA1339-Pct. 2 Tower Road (Moore to Ball)	-	-	-	-	-	-	-	-
SOA1342-Pct. 2 Equipment & Maintenance Facility	470,946	681,973	-	-	681,973	681,973	-	-
SOA1339-Pct. 2 TXDOT - Dicker Road (23rd St to Jackson)	81,165	81,165	-	-	81,165	81,165	-	-
SOA1339-Pct. 2 Taylor Road - aid	-	637,898	-	-	419,295	419,295	-	218,603
SOA1341-Pct. 2 Owassa Road (Raul Longoria to Alamo)	-	86,138	-	-	86,138	86,138	-	-
SOA1339-Pct. 2 Owassa Road (Raul Longoria to Alamo)	-	11,362	-	11,362	-	11,362	-	-
SOA1339-Pct. 2 Lopezville Park	-	33,859	-	-	980	980	31,384	1,495
Total Pct. 2	552,111	1,532,395	-	11,362	1,289,551	1,280,913	31,384	220,098
SOA1341-Pct. 3 Mile 3 N (FM 492 to FM 2221)	872,800	872,800	5,400	10,800	851,300	862,100	10,700	-
SOA1339-Pct. 3 Liberty Road (US 83 to FM 2221)	1,341,800	1,348,438	-	17,100	1,273,654	1,290,754	51,046	6,638
SOA1341-Pct. 3 FM 494 - Shary (FM 1924 to SH 107)	728,425	728,425	2,500	2,500	720,625	723,125	5,300	-
Total Pct. 3	2,943,025	2,949,663	7,900	30,400	2,845,579	2,875,979	67,046	6,638

County of Hidalgo, Texas
 Budget Status by Project
 Fund 1304 - Tax Notes, Series 2014
 Project Inception to September 30, 2016

Expenditures and Other Financing Uses	Original Budget	Adjusted Budget	Expenditures			Total	Encumbrances	Balance
			Current Month	Current Year	Prior Years			
General Government								
County Judge - Vehicles	30,000	29,401	-	-	29,401	29,401	-	-
Tax Office - Vehicles	35,000	31,695	-	-	31,695	31,695	-	-
Planning - Vehicles	96,000	96,202	-	-	96,202	96,202	-	-
Facilities Management - Vehicles	96,000	96,000	-	21,605	74,395	96,000	-	-
Safety Division - Vehicles	110,270	117,786	-	24,358	93,428	117,786	-	-
Public Safety								
Sheriff - Vehicles	4,000,000	4,004,000	10,883	852,391	3,146,335	3,998,726	1,273	4,000
Constable Pct . 1 - Vehicles	250,000	284,745	-	66,267	207,315	273,582	11,162	-
Constable Pct . 2 - Vehicles	250,000	237,585	-	-	221,371	221,371	-	16,214
Constable Pct . 3 - Vehicles	250,000	269,878	-	5,141	250,254	255,395	14,483	-
Constable Pct . 4 - Vehicles	250,000	250,703	-	20,648	227,009	247,657	450	2,596
Fire Marshal - Vehicles	40,000	39,151	-	-	39,151	39,151	-	-
Emergency Management - Vehicles	90,000	71,017	-	-	70,106	70,106	-	911
Highways and streets								
Pct. 1 - Vehicles	100,000	99,573	-	1,628	96,901	98,529	1,044	-
Pct. 2 - Vehicles	100,000	93,073	-	-	87,256	87,256	5,817	-
Pct. 3 - Vehicles	100,000	100,728	-	-	100,728	100,728	-	-
Pct. 4 - Vehicles	100,000	93,153	-	-	93,153	93,153	-	-
Health and Welfare								
Health - Vehicles	96,000	78,580	-	-	78,580	78,580	-	-
Conservation of natural resources								
Texas Agrilife Extension - Vehicles	6,730	6,730	-	-	6,730	6,730	-	-
Issuance costs	102,263	102,263	-	-	102,263	102,263	-	-
Total F1304 - Tax Notes, Series 2014	6,102,263	6,102,263	10,883	992,038	5,052,273	6,044,311	34,230	23,722

County of Hidalgo, Texas
Budget Status by Project
Fund 1315 - TXDOT Projects
Project Inception to September 30, 2016

Expenditures and Other Financing Uses	Original Budget	Adjusted Budget	Expenditures			Total	Encumbrances	Balance
			Current Month	Current Year	Prior Years			
Highways and streets								
Pct. 1 Mile 2 West (Mile 12 N to SH 107)	-	1,395,352	-	-	1,395,352	1,395,352	-	-
Pct. 1 Mile 12 N Bridge @ North Floodway	-	3,482	-	-	3,482	3,482	-	-
Pct. 1 Traffic Signal CSJ#0255-11-011	-	19,407	-	-	19,407	19,407	-	-
Pct. 1 US 83 Illumination-aid to other govt	-	254,706	2,063	9,417	227,166	236,583	-	18,124
Pct. 1 FM 1015 (Mile 9 N to Mile 12 N) - aid to other govt	-	1,747,085	-	-	1,747,085	1,747,085	-	-
Pct. 1 FM 88 (Mile 12 N to FM 1925) - aid to other govt	-	2,261,187	-	-	2,261,187	2,261,187	-	-
Pct. 1 Mile 6 West (US 83 to SH 107)	-	2,689,768	-	138,945	1,695,354	1,834,300	821,325	34,144
Pct. 1 Mile 2 West (US 83 to Mile 12 N)	-	1,934,533	-	-	1,913,883	1,913,883	9,250	11,400
Pct. 1 FM 493 (US 83 to Mile 10 N) - aid to other govt	-	75,246	-	-	75,246	75,246	-	-
Pct. 1 FM 493 (US 281 to BUS 83) - aid to other govt	-	30,459	-	-	28,967	28,967	-	1,492
Pct. 1 FM 907 (S of BUS 83) - aid to other govt	-	88,830	-	-	88,830	88,830	-	-
Pct. 1 Flash Beacon 2010 HES Projects	-	115,710	-	-	115,710	115,710	-	-
Pct. 1 US 83 (FM 1423 to FM 1015) - aid to other govt	-	11,513	-	-	11,513	11,513	-	-
Pct. 1 BUS 83 (FM 2557 to 1st ST Donna) - aid to other govt	-	3,421	-	-	3,421	3,421	-	-
Pct. 2 "T" Road (SH 495 to Owassa)	1,550,000	1,309,414	-	-	1,309,414	1,309,414	-	-
Pct. 2 "T" Road (SH 495 to Owassa) - aid to other govt.	600,000	1,489,329	-	-	1,489,329	1,489,329	-	-
Pct. 2 Sugar Road (Sioux to Owassa) - aid to other govt	50,000	118,959	-	-	118,959	118,959	-	-
Pct. 2 FM 2061 (Dicker to Mission Floodway) - aid to other govt	318,407	434,406	-	-	434,406	434,406	-	-
Pct. 2 S McColl Road (Dicker to Orangewood&0.5M S Military)	-	1,484,446	-	-	1,484,446	1,484,446	-	-
Pct. 2 Flash Beacon 2010 HES Projects	-	51,530	-	-	51,530	51,530	-	-
Pct. 2 Dicker Road (SP115-FM2061)	-	1,389,316	-	3,502	958,642	962,144	139,498	287,673
Pct. 2 Nolana Loop	-	716,273	4,702	148,634	174,068	322,702	393,571	-
Pct. 2 Thomas Road (Jackson to Stewart)	-	506,027	-	-	506,027	506,027	-	-
Pct. 3 SH 495-underpass/Abrams - aid to other govt	-	2,161,734	-	-	2,161,734	2,161,734	-	-
Pct. 3 FM 1924 PHI (FM 494 to SH 107) - aid to other govt	-	625,143	-	-	624,300	624,300	842	-
Pct. 3 Traffic Signal CSJ#0255-11-011	-	17,863	-	-	17,863	17,863	-	-
Pct. 3 US 83 Illumination - aid to other govt	-	24,126	-	-	23,410	23,410	-	716
Pct. 3 FM 1924 PHII (SH 107 to FM 492) - aid to other govt	-	963,668	-	-	963,278	963,278	390	-
Pct. 3 SRS CSJ#0921-02-109 - other structures	-	57,633	-	-	57,633	57,633	-	-
Pct. 3 SRS CSJ#0921-02-110 - aid to other govt	-	49,645	-	-	49,645	49,645	-	-
Pct. 3 FM 681 (SH 107 to SH 364) - aid to other govt	-	282,272	-	-	282,272	282,272	-	-
Pct. 3 FM 676 (SH 107 to SH 364) - aid to other govt	-	-	-	-	-	-	-	-
Pct. 3 SH 364 (SH 495 to FM 1924) - aid to othe govt	-	3,339,368	-	1,895	3,336,601	3,338,496	-	873
Pct. 3 FM 681 (SH 107 to FM 2221/FM 492) - aid to other govt	-	4,969,246	-	-	4,934,134	4,934,134	13,870	21,243
Pct. 3 FM 2221/FM 492 (FM 681 to SH 364) - aid to other govt	-	3,134,937	-	-	3,125,502	3,125,502	5,773	3,661
Pct. 3 Flash Beacon 2010 HES Projects	-	25,683	-	-	25,683	25,683	-	-
Pct. 3 US 83 (County Line East 0.347 Mile) - aid to other govt	-	-	-	-	-	-	-	-
Pct. 3 Mile 2 N. (Moorafeld-La Homa)	-	1,148,189	3,370	18,284	826,553	844,837	3,499	299,653
Pct. 4 Sugar Road (Owassa to Trenton)	-	1,019	-	-	1,019	1,019	-	-
Pct. 4 12th Street Bridge @ Drainage Ditch	-	12,176	-	-	12,176	12,176	-	-
Pct. 4 "T" Road (Owassa to US 281)	-	1,041,068	-	-	1,029,309	1,029,309	-	11,759
Pct. 4 Traffic Signal CSJ#0255-11-011	-	1,969	-	-	1,969	1,969	-	-
Pct. 4 10th St Ext (SH 107 to FM 1925)	-	2,700,907	2,800	319,368	1,921,637	2,241,005	212,564	247,337
Pct. 4 Flash Beacon 2010 HES Projects	-	207,050	-	-	207,050	207,050	-	-
Pct. 4 FM 1925 (Kenyon - FM 907) - aid to other govt	-	460,114	-	-	460,114	460,114	-	-
Pct. 4 FM 1925 (FM 907 - Sharp Rd) - aid	-	406,611	7,791	17,581	235,353	252,934	153,677	-
Pct. 4 Ware Road (Mile 3 N to Mile 5 N) - aid to other govt	-	1,598,010	62,873	821,029	511,545	1,332,574	255,090	10,346
Pct. 4 N Alamo Road (FM 1925 to 0.5 mile N)-aid to other govt	-	91,910	-	-	34,200	34,200	57,710	-
Pct. 4 FM 1925 (10th St to McColl) - aid to other govt	-	976,513	-	-	248,590	248,590	180,250	547,673
Pct. 4 Ware Road (Mile 5 to FM 1925) - roads	-	1,309,660	-	-	734,958	734,958	494,702	80,000
Right of Way US 281 (SH 495 to Trenton) - aid to other govt	37,062	4,262	-	-	4,262	4,262	-	-
Right of Way BUS 83 PHII (FM 1427 to Showers) - aid to other gov	13,200	36,136	-	-	36,136	36,136	-	-
Right of Way FM 2128 (SH 107 to US 281) - aid to other govt	127,194	140,779	-	-	140,779	140,779	-	-
Right of Way BUS 83 PHI (US 83 to FM 1427) - aid to other govt	26,103	28,077	-	-	28,077	28,077	-	-
Right of Way US 83-Palmview - aid to other govt	98,643	319,352	-	-	319,352	319,352	-	-
Right of Way BUS 83 PHIII (Showers to Penitas) - aid to other govt	21,450	64,461	-	-	64,461	64,461	-	-
Pct. 1 CR684 Bridge @ Drainage Ditch	-	26,420	-	-	26,420	26,420	-	-
Pct. 1 FM1422 Bridge @ Willacy Main Canal	-	16,000	-	-	16,000	16,000	-	-
Pct. 1 CR825 Bridge @ Drainage Ditch	-	45,585	-	-	44,585	44,585	1,000	-
Pct. 1 CR342 Bridge @ Delta Lake Irrigation Canal	-	4,590	-	-	4,590	4,590	-	-
Pct. 1 CR855 Bridge @ Main Supply Canal	-	6,750	-	-	6,750	6,750	-	-
Pct. 1 CR804 Bridge @ Irrigation Canal	-	5,130	-	-	5,130	5,130	-	-
Pct. 1 CR229 Bridge @ Drainage Ditch	-	29,414	-	10,800	6,911	17,711	7,400	4,303
Pct. 1 11th Street-Bridge @ Drainage Ditch	-	5,844	-	-	701	701	5,143	-
Pct. 2 CR790 Bridge @ Drainage Ditch	-	27,635	-	-	27,635	27,635	-	-
Pct. 2 CR653 Bridge @ Las Milpas Road over S Floodway Channe	-	14,344	6,595	6,595	3,249	9,844	-	4,500
Pct. 3 CR872-Bridge @ Main Floodway Pilot Channel	-	10,836	-	-	1,008	1,008	2,500	7,328
Pct. 2 Regional Park Improvement	-	115,678	-	-	-	-	115,678	-
Drainage flood control								
Pct. 1 FM 88 - drainage (Mile 12 N to Mile 16 N) - ROW	-	44,460	-	-	44,460	44,460	-	-
Pct. 2 FM 907 S outfall channel (Rancho Blanco to BUS 83) - ROW	-	837,978	-	-	837,978	837,978	-	-
Pct. 3 FM1924 PH I - outfall channel (FM 494 to SH 107) - ROW	-	839,395	-	-	839,395	839,395	-	-
Pct. 3 BUS 83 PH I - outfall channel (US 83 to FM 1427) - ROW	-	275,200	-	-	275,200	275,200	-	-
Pct. 3 FM1924 PH II - outfall channel (SH 107 to FM 492) - ROW	-	559,911	-	-	559,911	559,911	-	-
Drainage US 281 (SH 495 to Trenton) - aid to other govt	153,317	-	-	-	-	-	-	-
Drainage FM 2128 (SH 107 to US 281) - drainage ditch&eng&arch	-	-	-	-	-	-	-	-
Drainage FM 2128 (SH 107 to US 281) - aid to other govt	131,586	200,798	-	-	200,798	200,798	-	-
TXDOT Notes Payable-other debt principal	-	104,437	-	-	104,437	104,437	-	-
Total F1315 - TXDOT Projects	3,126,962	47,500,389	90,194	1,496,050	41,536,182	43,034,232	2,873,734	1,592,423

County of Hidalgo, Texas
 Budget Status by Project
 Fund 1328 - Certificates of Obligation, Series 1998
 Project Inception to September 30, 2016

Expenditures and Other Financing Uses	Original Budget	Adjusted Budget	Expenditures			Total	Encumbrances	Balance
			Current Month	Current Year	Prior Years			
General government								
Weslaco substation	1,350,000	1,383,879	-	-	1,383,879	1,383,879	-	-
Courthouse renovations - ADA	500,000	307,980	-	-	307,980	307,980	-	-
Facilities Management - ADA renovations	-	14,810	-	-	14,810	14,810	-	-
Public safety								
Adult probation restitution center	909,491	948,431	-	-	948,431	948,431	-	-
County roadway safety	350,000	356,800	-	-	356,800	356,800	-	-
Highways and streets								
Pct. 2 - outer loop phase 1	-	726,142	-	-	726,142	726,142	-	-
Pct. 2 - Equip&Maintenance Facility	-	902	-	-	902	902	-	-
Pct. 3 - aerial	-	356,325	-	-	356,325	356,325	-	-
Health and welfare								
Elsa Health Clinic Pct. 1	710,000	883,052	-	-	883,052	883,052	-	-
Alton Health Clinic Pct. 3	590,000	-	-	-	-	-	-	-
COPC Clinic McAllen	1,200,000	1,200,000	-	-	1,200,000	1,200,000	-	-
Mission Clinic	-	1,046,952	-	-	1,046,952	1,046,952	-	-
issuance costs	135,046	130,810	-	-	130,810	130,810	-	-
Total F1328 - Cert.of Oblg., Series 1998	5,744,537	7,356,083	-	-	7,356,083	7,356,083	-	-

County of Hidalgo, Texas
 Budget Status by Project
 Fund 1330 - Certificates of Obligation, Series 2000
 Project Inception to September 30, 2016

Expenditures and Other Financing Uses	Original Budget	Adjusted Budget	Expenditures			Total	Encumbrances	Balance
			Current Month	Current Year	Prior Years			
Public safety								
Maintenance building & motor pool	-	1,189,155	-	-	1,189,155	1,189,155	-	-
Law enforcement training facility	-	2,524,367	-	-	2,524,367	2,524,367	-	-
Sheriff's administration building	2,236,329	3,162,302	-	-	3,162,302	3,162,302	-	-
Jail project	320,411	2,133,477	-	-	2,133,477	2,133,477	-	-
Adult detention facility	38,479,176	42,199,204	-	-	42,199,204	42,199,204	-	-
Issuance costs	724,637	653,390	-	-	653,390	653,390	-	-
Transfers Out - Ref Bonds 2014B	-	60,715	-	-	60,715	60,715	-	-
Transfers Out (COPS grant cash match)	-	99,799	-	-	99,799	99,799	-	-
Total F1330 - Cert. of Oblig., Series 2000	41,760,553	52,022,409	-	-	52,022,409	52,022,409	-	-

County of Hidalgo, Texas
 Budget Status by Project
 Fund 1331 - Certificates of Obligation, Series 2001
 Project Inception to September 30, 2016

Expenditures and Other Financing Uses	Original Budget	Adjusted Budget	Expenditures			Total	Encumbrances	Balance
			Current Month	Current Year	Prior Years			
General government								
Elections - machinery & equipment	15,000	33,020	-	-	33,020	33,020	-	-
Tax Office - machinery & equipment	-	36,560	-	-	36,560	36,560	-	-
Purchasing - machinery & equipment	15,000	15,000	-	-	15,000	15,000	-	-
County Auditor - office equipment	-	175,219	-	-	175,219	175,219	-	-
County Judge - land	300,000	334,795	-	-	334,795	334,795	-	-
Elections building roof	38,775	22,700	-	-	22,700	22,700	-	-
Courthouse parking lot	150,000	-	-	-	-	-	-	-
Parking facility	250,000	117,884	-	-	117,884	117,884	-	-
Courthouse Parking Garage	-	-	-	-	-	-	-	-
Courthouse roof	130,000	-	-	-	-	-	-	-
Planning - machinery & equipment	17,000	17,000	-	-	17,000	17,000	-	-
Facilities Management - machinery & equipment	71,000	65,555	-	-	65,555	65,555	-	-
Facilities Management - courthouse roof	-	24,968	-	-	24,968	24,968	-	-
Courthouse chillers	350,000	133,570	-	-	133,570	133,570	-	-
Administration building renovations	331,225	249,510	-	-	249,510	249,510	-	-
Facilities Management - parking lot	-	183,964	-	-	183,964	183,964	-	-
Public safety								
Sheriff - machinery & equipment	610,000	606,899	-	-	606,899	606,899	-	-
Constables	-	-	-	-	-	-	-	-
Constables - machinery & equipment	37,500	39,540	-	-	39,540	39,540	-	-
Constable Pct. 1 - machinery & equipment	63,000	62,708	-	-	62,708	62,708	-	-
Constable Pct. 2 - machinery & equipment	84,000	83,611	-	-	83,611	83,611	-	-
Constable Pct. 3 - machinery & equipment	63,000	151,175	-	-	151,175	151,175	-	-
Constable Pct. 4 - machinery & equipment	42,000	41,805	-	-	41,805	41,805	-	-
Constable Pct. 5 - machinery & equipment	63,000	63,063	-	-	63,063	63,063	-	-
Fire Marshal - machinery & equipment	27,000	26,924	-	-	26,924	26,924	-	-
Juvenile Detention Center	1,500,000	501,735	-	-	501,735	501,735	-	-
Highways and streets								
Outer loop study	1,000,000	-	-	-	-	-	-	-
Aerial mapping	1,500,000	743,192	-	-	743,192	743,192	-	-
Pct. 1 - aerial mapping	-	70,260	-	-	70,260	70,260	-	-
Pct. 1 - roads	3,500,000	4,018,236	-	-	4,018,236	4,018,236	-	-
Pct. 1 - machinery & equipment	250,000	425,430	-	-	425,430	425,430	-	-
Pct. 1 - outer loop study	-	650,020	-	-	650,020	650,020	-	-
Pct. 1 - Mile 2 W (Mile 12N to US 83)	-	-	-	-	-	-	-	-
Pct. 2 - aerial mapping	-	20,860	-	-	20,860	20,860	-	-
Pct. 2 - roads	3,500,000	1,907,591	-	-	1,907,591	1,907,591	-	-
Pct. 2 - machinery & equipment	250,000	17,000	-	-	17,000	17,000	-	-
Pct. 2 - outer loop study	-	441,882	-	-	441,882	441,882	-	-
Pct. 3 - aerial mapping	-	66,025	-	-	66,025	66,025	-	-
Pct. 3 - roads	3,500,000	3,642,690	-	-	3,642,690	3,642,690	-	-
Pct. 3 - machinery & equipment	250,000	411,897	-	-	411,897	411,897	-	-
Pct. 3 - outer loop study	-	763,636	-	-	763,636	763,636	-	-
Pct. 4 - aerial mapping	-	79,230	-	-	79,230	79,230	-	-
Pct. 4 - roads	3,500,000	3,500,000	-	-	3,500,000	3,500,000	-	-
Pct. 4 - machinery & equipment	500,000	497,962	-	-	497,962	497,962	-	-
Pct. 4 - outer loop study	-	327,272	-	-	327,272	327,272	-	-
Pct. 4 - Sugar Road (Owassa to Trenton)	-	262,751	-	-	262,751	262,751	-	-
Pct. 4 - machinery & equipment	-	30,526	-	-	-	-	30,526	-
Right of Way US 281 (SH 495 to Trenton)	-	-	-	-	-	-	-	-
Right of Way FM 2061 (Dicker to Mission Floodway)	-	-	-	-	-	-	-	-
Right of Way BUS 83 PHII (FM 1427 to Showers)	-	-	-	-	-	-	-	-
Right of Way FM 2128 (SH 107 to US 281)	-	-	-	-	-	-	-	-
Right of Way BUS 83 PHI (US 83 to FM 1427)	-	-	-	-	-	-	-	-
Right of Way US 83-Palmview	-	-	-	-	-	-	-	-
Right of Way BUS 83 PHIII (Showers to Penitas)	-	-	-	-	-	-	-	-
Sanitation								
Pct. 1 Landfill - machinery & equipment	250,000	249,691	-	-	249,691	249,691	-	-
Pct. 2 Landfill - machinery & equipment	250,000	90,582	-	-	90,582	90,582	-	-
Pct. 3 Landfill - machinery & equipment	250,000	244,425	-	-	244,425	244,425	-	-
Pct. 4 Landfill - machinery & equipment	250,000	249,500	-	-	249,500	249,500	-	-
Risk Management	25,000	13,486	-	-	13,486	13,486	-	-
Landfill closure	1,400,000	2,003,960	-	-	2,003,960	2,003,960	-	-
Drainage flood control								
Drainage US 281 (SH 495 to Trenton)	-	-	-	-	-	-	-	-
Drainage FM 2128 (SH 107 to US 281)	-	-	-	-	-	-	-	-

County of Hidalgo, Texas
 Budget Status by Project
 Fund 1331 - Certificates of Obligation, Series 2001
 Project Inception to September 30, 2016

Expenditures and Other Financing Uses	Original Budget	Adjusted Budget	Expenditures			Total	Encumbrances	Balance
			Current Month	Current Year	Prior Years			
Health and welfare								
Health Department-machinery & equipment	72,500	72,500	-	-	72,500	72,500	-	-
Culture-recreation								
Pct. 1 Parks - machinery & equipment	250,000	101,224	-	-	101,224	101,224	-	-
Pct. 2 Parks - machinery & equipment	250,000	151,605	-	-	151,605	151,605	-	-
Pct. 3 Parks - machinery & equipment	250,000	67,013	-	-	67,013	67,013	-	-
Pct. 4 Parks - machinery & equipment	-	-	-	-	-	-	-	-
Conservation of natural resources								
Texas Coop Extension - machinery & equipment	37,000	40,218	-	-	40,218	40,218	-	-
Urban and economic development								
Pct. 2 Community Resource Center	-	803,466	-	-	803,466	803,466	-	-
Issuance costs	483,000	455,163	-	-	455,163	455,163	-	-
Bond discount	-	847	-	-	847	847	-	-
Transfers out - Design purpose level 7	-	427,169	-	-	427,169	427,169	-	-
Transfer out - TXDOT	-	858,524	-	-	857,129	857,129	-	1,395
Total F1331 - Cert. of Oblg., Series 2001	25,675,000	26,693,039	-	-	26,661,118	26,661,118	30,526	1,395

County of Hidalgo, Texas
 Budget Status by Project
 Fund 1332 - Certificates of Obligation, Series 2002
 Project Inception to September 30, 2016

Expenditures and Other Financing Uses	Original Budget	Adjusted Budget	Expenditures			Total	Encumbrances	Balance
			Current Month	Current Year	Prior Years			
General government								
County Court at Law 2 - office equipment	-	7,422	-	-	7,422	7,422	-	-
JP Pct. 2, Place 1 - computer equipment	1,000	1,000	-	-	1,000	1,000	-	-
District Clerk	-	19,300	-	-	19,300	19,300	-	-
County Court at Law 5 - building renovation	385,100	9,450	-	-	9,450	9,450	-	-
Auxiliary Court A - building renovation	-	8,426	-	-	8,426	8,426	-	-
Auxiliary Court B - building renovation	-	7,520	-	-	7,520	7,520	-	-
Elections - building renovation	-	25,580	-	-	25,580	25,580	-	-
IT Dept	126,238	199,756	-	-	199,756	199,756	-	-
Pct. 2 - Tax office	-	392,492	-	-	392,492	392,492	-	-
Purchasing - machinery & equipment	33,500	37,973	-	-	37,973	37,973	-	-
County Auditor - machinery & equipment	85,000	79,499	-	-	79,499	79,499	-	-
Human Resources - machinery & equipment	10,000	9,790	-	-	9,790	9,790	-	-
Pct. 1 - Multi-Purpose Center - building renovation	600,000	692,399	-	-	692,399	692,399	-	-
Pct. 3 - Multi-Purpose Center - building renovation	750,000	1,698,859	-	-	1,698,859	1,698,859	-	-
Planning - machinery & equipment	67,012	3,156	-	-	3,156	3,156	-	-
Fac Management - Admin Buiding - add & renov	-	5,550	-	-	5,550	5,550	-	-
Risk Management - building renovation	545,000	252,403	-	-	252,403	252,403	-	-
Risk Management - machinery & equipment	152,000	-	-	-	-	-	-	-
Public safety								
Courthouse basement - renovation	414,900	459,118	-	-	459,118	459,118	-	-
Sheriff - vehicles	607,236	776,827	-	-	776,827	776,827	-	-
Constable Pct. 1 - vehicles	30,000	30,032	-	-	30,032	30,032	-	-
Constable Pct. 3 - vehicles	86,863	30,015	-	-	30,015	30,015	-	-
Constable Pct. 4 - vehicles	21,500	21,010	-	-	21,010	21,010	-	-
Constable Pct. 5 - machinery & equipment	68,350	58,782	-	-	58,782	58,782	-	-
Fire Marshal - equipment	-	9,482	-	-	9,482	9,482	-	-
New Adult Probation Building	-	101,950	-	-	101,950	101,950	-	-
Juvenile Detention Center	236,328	898,057	-	-	898,057	898,057	-	-
Highways and streets								
FEMA	-	24,580	-	-	24,580	24,580	-	-
Pct. 1 - roads	3,500,000	2,886,404	-	-	2,886,404	2,886,404	-	-
Pct. 2 - roads	1,500,000	156,520	-	-	156,520	156,520	-	-
Pct. 2 - outer loop phase 1	-	183,438	-	-	183,438	183,438	-	-
Pct. 3 - roads & machinery & equipment	3,248,400	1,859,101	-	-	1,859,101	1,859,101	-	-
Pct. 4 - roads	1,500,000	1,359,897	-	-	1,359,897	1,359,897	-	-
Pct. 4 - outer loop	-	216,548	-	-	216,548	216,548	-	-
Sanitation								
Pct. 3 Landfill - engineering services	20,000	-	-	-	-	-	-	-
Pct. 4 Landfill - engineering services	1,670,000	1,715,423	-	-	1,715,423	1,715,423	-	-
Drainage flood control								
Raymondville Drainage - engineering services	5,000,000	4,220,707	-	-	4,220,707	4,220,707	-	-
TXDOT Drainage	-	-	-	-	-	-	-	-
Culture - recreation								
Pct. 4 Parks - buildings	300,000	288,028	-	-	288,028	288,028	-	-
Issuance costs	415,316	404,335	-	-	404,335	404,335	-	-
Transfers out - Capital Outlay	-	1,112,441	-	-	1,112,441	1,112,441	-	-
Transfers out - TXDOT	-	2,505,130	-	-	2,505,130	2,505,130	-	-
Total F1332 - Cert. of Oblig., Series 2002	21,373,743	22,768,401	-	-	22,768,401	22,768,401	-	-

County of Hidalgo, Texas
 Budget Status by Project
 Fund 1334 - Certificates of Obligation, Series 2004
 Project Inception to September 30, 2016

Expenditures and Other Financing Uses	Original Budget	Adjusted Budget	Expenditures			Total	Encumbrances	Balance
			Current Month	Current Year	Prior Years			
General government								
Bennett building add & renov	-	-	-	-	-	-	-	-
Horizon building add & renov	-	-	-	-	-	-	-	-
Fac Mgmt- Courthouse - building R&M	-	585,575	-	-	585,575	585,575	-	-
Elections - software & other equipments	2,322,272	214,981	-	-	214,981	214,981	-	-
Elections - buildings add & renov	-	15,352	-	-	15,352	15,352	-	-
IT Dept	-	1,224,587	-	-	1,224,587	1,224,587	-	-
Pct. 2 Tax Office building	-	607,401	-	-	607,401	607,401	-	-
Pct. 3 CRC building	-	-	-	-	-	-	-	-
Pct. 4 JP & License - building (Planning)	-	-	-	-	-	-	-	-
Fac Mgmt- Weslaco Boot Camp & Health Clinic	3,000,000	34,016	-	-	34,016	34,016	-	-
Fac Mgmt- Admin Buildings	-	894,150	-	-	894,150	894,150	-	-
Fac Mgmt- old Jail	-	123,511	-	-	123,511	123,511	-	-
Fac Mgmt- vehicles	-	72,078	-	-	72,078	72,078	-	-
Fac Mgmt- parking lot	-	-	-	-	-	-	-	-
Fac Mgmt- Admin Building - 100 E Cano - bldg add&renov	-	69,770	-	-	69,770	69,770	-	-
Public safety								
Sheriff - vehicles	-	49,905	-	-	49,905	49,905	-	-
Const Pct. 1 - vehicles	-	49,924	-	-	49,924	49,924	-	-
Const Pct. 2 - vehicles	-	25,027	-	-	25,027	25,027	-	-
Const Pct. 3 - vehicles	-	75,856	-	-	75,856	75,856	-	-
Const Pct. 4 - vehicles	-	49,792	-	-	49,792	49,792	-	-
Const Pct. 5 - vehicles	-	25,667	-	-	25,667	25,667	-	-
Fac Mgmt- Sally Port	-	592,598	-	-	592,598	592,598	-	-
Weslaco Boot Camp	-	-	-	-	-	-	-	-
Juvenile Detention Center	12,500,000	16,623,656	-	-	16,623,656	16,623,656	-	-
Highways and streets								
Pct. 1 - Roads	1,800,000	1,683,243	-	-	1,683,243	1,683,243	-	-
Pct. 1 - Mile 2 W (Mile 12 N to US 83)	-	-	-	-	-	-	-	-
Pct. 2 - New Admin Building	1,500,000	1,271,118	-	-	1,271,118	1,271,118	-	-
Pct. 2 - County Shop	-	106,982	-	-	106,982	106,982	-	-
Pct. 3 - Roads	2,800,000	217,615	-	-	217,615	217,615	-	-
Pct. 4 - Roads	1,200,000	-	-	-	-	-	-	-
Pct. 4 - Trenton Road (US 281 to FM 491)	-	500,000	-	-	500,000	500,000	-	-
Pct. 4 - Trenton Road (I RD to FM 493)	-	-	-	-	-	-	-	-
Pct. 4 - Wallace Road (FM 1925 to FM 490)	-	-	-	-	-	-	-	-
Fac Mgmt- Catwalk - Pct. 1-building add & renov	-	42,268	-	-	42,268	42,268	-	-
Fac Mgmt- Pct. 3 Maint building-building add & renov	-	41,950	-	-	41,950	41,950	-	-
Sanitation								
Pct. 3 Landfill - engineering services	700,000	2,229,850	-	-	2,229,850	2,229,850	-	-
Health and welfare								
Pct. 2 WIC/HHS building	-	1,746,499	-	-	1,746,499	1,746,499	-	-
Edinburg WIC - building add & renov	-	55,950	-	-	55,950	55,950	-	-
Mission WIC - building add & renov	-	85,825	-	-	85,825	85,825	-	-
Health Dept - Pharr	2,200,000	-	-	-	-	-	-	-
Health Dept - Edinburg	900,000	1,163,370	-	-	1,163,370	1,163,370	-	-
Health Dept - McAllen	200,000	167,109	-	-	167,109	167,109	-	-
Health Dept - Weslaco	200,000	184,731	-	-	184,731	184,731	-	-
Health Dept - vehicles	-	13,064	-	-	13,064	13,064	-	-
Health Dept - Mission	-	-	-	-	-	-	-	-
Health Dept - Elsa	-	-	-	-	-	-	-	-
Health Dept - Hidalgo	-	-	-	-	-	-	-	-
Fac Mgmt- Mansion	-	31,029	-	-	31,029	31,029	-	-
Culture - recreation								
Pct. 2 Parks - buildings	500,000	-	-	-	-	-	-	-
Pct. 1 Parks - Delta Lake building	-	150,638	-	-	150,638	150,638	-	-
Conservation of natural resources								
Texas Coop Extension - building R&M	-	72,984	-	-	72,984	72,984	-	-
Issuance costs	200,000	189,267	-	-	189,267	189,267	-	-
Transfers out - Capital outlay	-	1,153,805	-	-	1,153,805	1,153,805	-	-
Transfers out - TXDOT	-	3,916,892	-	-	3,916,892	3,916,892	-	-
Total F1334 - Cert. of Oblig., Series 2004	30,022,272	36,358,036	-	-	36,358,036	36,358,036	-	-

County of Hidalgo, Texas
 Budget Status by Project
 Fund 1336 - Certificates of Obligation, Series 2006
 Project Inception to September 30, 2016

Expenditures and Other Financing Uses	Original Budget	Adjusted Budget	Expenditures			Total	Encumbrances	Balance
			Current Month	Current Year	Prior Years			
General government								
Pct. 2 - JP/Constables - buildings	-	1,371,505	-	-	1,371,505	1,371,505	-	-
Fac Mgmt - Courthouse - building R&M	-	899,382	-	-	899,382	899,382	-	-
Fac Mgmt - Crts/old Juvenile Detention-bldg add&renov	400,000	-	-	-	-	-	-	-
Fac Mgmt - Auxiliary CRT - building add & renov	-	45,752	-	-	45,752	45,752	-	-
Fac Mgmt - Election - building add & renov	-	380,377	-	-	380,377	380,377	-	-
IT Dept	365,000	221,403	-	-	221,403	221,403	-	-
Pct. 1 - Multi-Purpose Center - other structures	-	19,735	-	-	19,735	19,735	-	-
Pct. 4 - Criminal Justice Center - buildings	400,000	-	-	-	-	-	-	-
Fac Mgmt - Admin Building-100 E Cano-parking lot	3,500,000	8,217	-	-	8,217	8,217	-	-
Fac Mgmt - Other Major Buildings	850,000	54,215	-	-	54,215	54,215	-	-
Fac Mgmt - Courthouse Additional Parking Lot	-	7,324,919	-	-	7,324,919	7,324,919	-	-
Fac Mgmt - Admin Building-100 E Cano-bldg add&renov	-	2,270,927	-	-	2,270,927	2,270,927	-	-
Public safety								
Fac Mgmt - Constable Pct. 1 - building & other structures	-	1,040,468	-	-	1,040,468	1,040,468	-	-
Fac Mgmt - Sheriff - Evidence - building add & renov	-	40,280	-	-	40,280	40,280	-	-
Sheriff Substation Pct. 1 - buildings	3,000,000	2,940,811	-	-	2,940,811	2,940,811	-	-
Juvenile Detention Center	547,585	579,882	-	-	579,882	579,882	-	-
Highways and streets								
County wide								
Pct. 1 - Mile 2 W (Mile 12 N to US83)	-	579,340	-	-	579,340	579,340	-	-
Pct. 1 - Roads	3,819,000	3,587,326	-	-	3,587,326	3,587,326	-	-
Pct. 1 - FM 493 (Mile 10 N to SH 107) - aid to other govt	-	1,538,487	-	-	1,538,487	1,538,487	-	-
Pct. 1 - Mile 10 N (Mile 4 W-E 1215') Widening	-	-	-	-	-	-	-	-
Pct. 1 - Mile 17 N (FM 88 to FM 1015)	-	20,008	-	-	20,008	20,008	-	-
Pct. 1 - Ridge Road (Cesar Chavez to Alamo)-aid to other govt	-	15,000	-	-	15,000	15,000	-	-
Pct. 1 - Mile 4 W (Mile 15 N to Mile 16 N)	-	-	-	-	-	-	-	-
Pct. 2 - Roads	2,000,000	1,043,580	-	-	1,043,580	1,043,580	-	-
Pct. 3 - Roads	3,828,000	1,900,982	-	-	1,900,982	1,900,982	-	-
Pct. 3 - La Homa Road (SH 495 to FM 1924)	-	1,132,516	-	-	1,132,516	1,132,516	-	-
Pct. 3 - Wallace Road (FM 1925 to FM 490)	-	-	-	-	-	-	-	-
Pct. 3 - Mile 3 N (Tomgill to FM 2221)	-	93,465	-	-	93,465	93,465	-	-
Pct. 3 - Mile 4 N (Tomgill to FM 2221)	-	241,356	-	-	241,356	241,356	-	-
Pct. 3 - Circle 6 Road (N & S of Mile 4N)	-	12,952	-	-	12,952	12,952	-	-
Pct. 3 - US 83/LA JOYA Relief Route	-	-	-	-	-	-	-	-
Pct. 4 - Sugar Road (Owassa to Trenton)	-	287,249	-	-	287,249	287,249	-	-
Pct. 4 - Roads	2,700,000	2,424,159	-	-	2,424,159	2,424,159	-	-
Pct. 4 - 10th Street (SH 107 to FM 1925)	-	919,077	-	-	919,077	919,077	-	-
Pct. 4 - Trenton Road (I RD to FM 493)	-	-	-	-	-	-	-	-
Pct. 4 - Wallace Road (FM 1925 to FM 490)	-	-	-	-	-	-	-	-
Pct. 4 - Drainage improvement project-heavy equipments	-	730,911	-	-	730,911	730,911	-	-
Pct. 4 - FM 1925 (Kenyon-FM907)	-	429,600	-	-	429,600	429,600	-	-
Pct. 4 - Curry Estates Drainage	-	15,455	-	-	15,455	15,455	-	-
Pct. 1 - CR333 Bridge-ILA with Willacy	-	4,900	-	-	4,900	4,900	-	-
Sanitation								
Pct. 1 - Landfill	-	309,208	-	-	309,208	309,208	-	-
Pct. 3 - Landfill	-	684,689	-	-	684,689	684,689	-	-
Pct. 4 - Landfill	-	129,685	-	-	129,685	129,685	-	-
Health and welfare								
Health Dept - Pharr	-	-	-	-	-	-	-	-
Health Dept - Edinburg	-	126,715	-	-	126,715	126,715	-	-
Health Dept - McAllen	-	95,942	-	-	95,942	95,942	-	-
Health Dept - Weslaco	-	80,606	-	-	80,606	80,606	-	-
Health Dept - Other equipment	250,000	145,385	-	-	145,385	145,385	-	-
Health Dept - Mission	-	165,157	-	-	165,157	165,157	-	-
Health Dept - Elsa	-	22,557	-	-	22,557	22,557	-	-
Health Dept - Hidalgo	-	35,507	-	-	35,507	35,507	-	-
Mansion-building add & renov	-	450,069	-	-	450,069	450,069	-	-
Head Start Kitchen	-	771,140	-	-	771,140	771,140	-	-
Culture - recreation								
Pct. 4 - Sunflower Park	-	56,065	-	-	56,065	56,065	-	-
Urban and economic development								
Pct. 1 CRC Progreso - building add & renov	-	94,550	-	-	94,550	94,550	-	-
Issuance costs	611,282	611,282	-	-	611,282	611,282	-	-
Transfer Out - Capital Outlay	1,900,000	2,268,217	-	-	2,268,217	2,268,217	-	-
Transfer Out - TXDOT Projects	2,453,000	4,293,418	-	-	4,293,418	4,293,418	-	-
Transfer Out - CO 2006	-	277	-	-	277	277	-	-
Total F1336 - Cert. of Oblig., Series 2006	26,623,867	42,514,702	-	-	42,514,702	42,514,702	-	-

County of Hidalgo, Texas
 Budget Status by Project
 Fund 1339 - Certificates of Obligation, Series 2009
 Project Inception to September 30, 2016

Expenditures and Other Financing Uses	Original Budget	Adjusted Budget	Expenditures			Total	Encumbrances	Balance
			Current Month	Current Year	Prior Years			
General Government								
Fac Mgmt- Admin Building - 100 E Cano - bldg add & renov	-	50,461	-	-	50,461	50,461	-	-
Highways and streets								
Pct. 1 machinery & equipment	-	380,832	-	-	380,832	380,832	-	-
Pct. 1 Drainage Improvement	2,856,000	1,216,133	-	-	1,216,133	1,216,133	-	-
Pct. 1 FM 493 (US 281 to BUS 83) - aid to other govt	1,144,000	1,129,000	-	-	1,129,000	1,129,000	-	-
Pct. 1 W Mile 4 W (Mile 12 N to Mile 13½ N) Drainage	-	499,632	-	-	499,632	499,632	-	-
Pct. 1 20 miles of 80 25 miles Drainage	-	967,221	-	-	967,221	967,221	-	-
Pct. 1 Pond (Mile 21 N & Mile 5½ W)	-	108,857	-	-	108,857	108,857	-	-
Pct. 1 Victoria (Mile 9½ N to Mile 12 N) - Road	-	-	-	-	-	-	-	-
Pct. 1 E Mile 4 W (US 281 to IBWC) Drainage	-	33,380	-	-	33,380	33,380	-	-
Pct. 1 W Mile 4 W (Mile 15 N to SH 107) Drainage	-	15,282	-	-	15,282	15,282	-	-
Pct. 1 Estancia Drainage	-	32,065	-	-	32,065	32,065	-	-
Pct. 1 Olivares #2 & Chapa #2 Drainage	-	38,135	-	-	38,135	38,135	-	-
Pct. 1 E Mile 4 W (Mile 12 N to Mile 13½ N) Drainage	-	49,847	-	-	49,847	49,847	-	-
Pct. 1 W Mile 4 W (SH 107 to FM 1925) Drainage	-	98,823	-	-	98,823	98,823	-	-
Pct. 1 W Mile 4 W (Mile 13½ N to Mile 15 N) Drainage	-	35,963	-	-	35,963	35,963	-	-
Pct. 1 W FM 493 (IBWC to US 83) Drainage	-	69,316	-	-	69,316	69,316	-	-
Pct. 1 W Mile 5 W (Mile 20 N to FM 2812) Drainage	-	16,400	-	-	16,400	16,400	-	-
Pct. 1 E Mile 4 W (Mile 13½ N to Mile 15 N) Drainage	-	16,773	-	-	16,773	16,773	-	-
Pct. 1 E Mile 4 W (Mile 10 N to Mile 12 N) Drainage	-	22,936	-	-	22,936	22,936	-	-
Pct. 1 E Mile 4 W (US 83 to Mile 10 N) Drainage	-	103,877	-	-	103,877	103,877	-	-
Pct. 1 E Mile 2 W (FM 1925 to FM 1921) Drainage	-	11,218	-	-	11,218	11,218	-	-
Pct. 1 E Mile 4 W (SH 107 to FM 1925) Drainage	-	60,949	-	-	60,949	60,949	-	-
Pct. 1 E Mile 4 W (Mile 15 N to SH 107) Drainage	-	13,036	-	-	13,036	13,036	-	-
Pct. 1 W Mile 4 W (IBWC to US 83) Drainage	-	163	-	-	163	163	-	-
Pct. 1 Bar Ditches	-	267,799	-	-	267,799	267,799	-	-
Pct. 1 La Villa Drain	-	58,507	-	-	58,507	58,507	-	-
Pct. 1 Weslaco Drain	-	7,301	-	-	7,301	7,301	-	-
Pct. 1 IBWC Floodway	-	20,280	-	-	20,280	20,280	-	-
Pct. 1 Mercedes Lateral	-	1,375	-	-	1,375	1,375	-	-
Pct. 1 HCCID#9 Drain Channel-Drainage	-	48,084	-	-	48,084	48,084	-	-
Pct. 1 Sioux Road (Tower to Val Verde)	-	4,577	-	-	4,577	4,577	-	-
Pct. 1 Mile 4 W (Mile 15 N to Mile 16N)	-	91,885	-	-	91,885	91,885	-	-
Pct. 1 Border Road (Mile 5 N to Mile 6 W) - Roads	-	234,830	-	-	234,830	234,830	-	-
Pct. 1 Mile 15 (Mile 6 W to FM 1015) - Roads	-	222,693	-	-	222,693	222,693	-	-
Pct. 1 Victoria Road (Mile 9½ N to Mile 10 N) - Road	-	50,409	-	-	50,409	50,409	-	-
Pct. 1 Palm Street - Roads	-	17,116	-	-	17,116	17,116	-	-
Pct. 2 Tower Road (Moore to Balli)	-	276,057	-	-	276,057	276,057	-	-
Pct. 2 Roads	-	118,048	-	-	118,048	118,048	-	-
Pct. 2 Tower Road Drainage (El Gato to Rancho Blanco)	-	549,619	-	-	549,619	549,619	-	-
Pct. 2 Drainage Improvement	4,000,000	274,168	-	-	274,168	274,168	-	-
Pct. 2 L.J. Drainage (S of Owassa)	-	805,127	-	-	805,127	805,127	-	-
Pct. 2 Cesar Chavez Drainage (1 Mile E Tower)	-	894,386	-	-	894,386	894,386	-	-
Pct. 2 Southfork Estates Drainage	-	643,773	-	-	643,773	643,773	-	-
Pct. 2 L.J. Pond	-	330,688	-	-	330,688	330,688	-	-
Pct. 2 Tower Road Crossing-Drainage	-	68,429	-	-	68,429	68,429	-	-
Pct. 2 Minnesota Drain Project	-	22,418	-	-	22,418	22,418	-	-
Pct. 3 La Homa (SH 495 to FM 1924) - Road	-	355,228	-	-	355,228	355,228	-	-
Pct. 3 Drainage Improvement	4,000,000	2,188,151	-	-	2,188,151	2,188,151	-	-
Pct. 3 Moore Field / Mile 5 N Drainage	-	108,617	-	-	108,617	108,617	-	-
Pct. 3 Prairie View Heights PH I Drainage	-	220,788	-	-	220,788	220,788	-	-
Pct. 3 Prairie View Heights PH II Drainage	-	21,243	-	-	21,243	21,243	-	-
Pct. 3 Stewart Road Outfall	-	134,725	-	-	134,725	134,725	-	-
Pct. 3 Acevedo Subd#4 & Monte Bonito Subd Outfall	-	147,912	-	-	147,912	147,912	-	-
Pct. 3 Bentsen Palm Drive-Drainage	-	386,774	-	-	386,774	386,774	-	-
Pct. 3 Mile 2 N & Abram Road-Drainage	-	144,470	-	-	144,470	144,470	-	-
Pct. 3 Moorefield-La Suena-Drainage	-	28,959	-	-	28,959	28,959	-	-
Pct. 4 Drainage Improvement	8,000,000	1,022,390	-	-	1,022,390	1,022,390	-	-
Pct. 4 Aguilar Pond	-	1,229,636	-	-	1,229,636	1,229,636	-	-
Pct. 4 Fike Pond	-	763,067	-	-	763,067	763,067	-	-
Pct. 4 Alamo Acres Pocket Drainage	-	125,967	-	-	125,967	125,967	-	-
Pct. 4 Damian Acres Pocket Drainage	-	123,597	-	-	123,597	123,597	-	-
Pct. 4 Diana Estates Pocket Drainage	-	36,843	-	-	36,843	36,843	-	-

County of Hidalgo, Texas
 Budget Status by Project
 Fund 1339 - Certificates of Obligation, Series 2009
 Project Inception to September 30, 2016

Expenditures and Other Financing Uses	Original Budget	Adjusted Budget	Expenditures			Total	Encumbrances	Balance
			Current Month	Current Year	Prior Years			
Pct. 4 Kaylen Heights Pocket Drainage	-	236,651	-	-	236,651	236,651	-	-
Pct. 4 Owassa Acres Pocket Drainage	-	2,250	-	-	2,250	2,250	-	-
Pct. 4 Tower Road (Alberta to Trenton) Pocket Drainage	-	10,300	-	-	10,300	10,300	-	-
Pct. 4 FM 2812 & FM 493 Pocket Drainage	-	4,800	-	-	4,800	4,800	-	-
Pct. 4 Holmes Road Pocket Drainage	-	4,000	-	-	4,000	4,000	-	-
Pct. 4 Dickerson Pond	-	3,765,447	-	-	3,765,447	3,765,447	-	-
Pct. 4 North Branch Drain	-	672,668	-	-	672,668	672,668	-	-
Pct. 4 San Carlos Drain	-	62,337	-	-	62,337	62,337	-	-
Pct. 4 Schunior Drain	-	65,050	-	-	65,050	65,050	-	-
Pct. 4 Curry Drain	-	97,289	-	-	97,289	97,289	-	-
Pct. 4 Tex - Mex Drain	-	7,500	-	-	7,500	7,500	-	-
Pct. 4 Alamo Brisas Pocket Drainage	-	67,278	-	-	67,278	67,278	-	-
Pct. 4 Alberta Road Pocket Drainage	-	-	-	-	-	-	-	-
Pct. 4 Hoehn Sub Pocket Drainage	-	13,900	-	-	13,900	13,900	-	-
Pct. 4 Tex - Mex Road & SH 107 Pocket Drainage	-	6,212	-	-	6,212	6,212	-	-
Pct. 4 Trenton & Alamo Road Pocket Drainage	-	9,145	-	-	9,145	9,145	-	-
Pct. 4 Owassa Road(Alamo-Cesar Chavez) Pocket Drainage	-	7,235	-	-	7,235	7,235	-	-
Pct. 4 Guerra Pond	-	248,159	-	-	248,159	248,159	-	-
Pct. 4 Verle Cray Curry Rd Pond	-	140,034	-	-	140,034	140,034	-	-
Pct. 4 Verle Cray Curve Rd Pond	-	121,718	-	-	121,718	121,718	-	-
Pct. 4 Dickerson Pond to Schunior Drain	-	49,200	-	-	49,200	49,200	-	-
Pct. 4 Diana Estates to Curry Drain	-	46,991	-	-	46,991	46,991	-	-
Pct. 4 Gonzalez Pond	-	145,066	-	-	145,066	145,066	-	-
Pct. 4 Hoehn Drain	-	43,390	-	-	43,390	43,390	-	-
Pct. 4 Tower Heights Drainage	-	5,919	-	-	5,919	5,919	-	-
Pct. 4 Bandera Estates Drainage	-	4,800	-	-	4,800	4,800	-	-
Pct. 4 Alamo & Mile 17 1/2 Drainage	-	2,200	-	-	2,200	2,200	-	-
Pct. 4 Trenton Drain	-	90,982	-	-	90,982	90,982	-	-
Pct. 4 Four Queens Subdivision Drainage	-	5,695	-	-	5,695	5,695	-	-
Pct. 4 Faysville Pump	-	35,216	-	-	35,216	35,216	-	-
Pct. 4 Curry Estates Drainage	-	-	-	-	-	-	-	-
Pct. 1 CR333 Bridge - ICA With Willacy County	-	-	-	-	-	-	-	-
Culture - recreation	-	-	-	-	-	-	-	-
Pct. 2 Lopezville Park	-	42,696	-	-	42,696	42,696	-	-
Pct. 4 Sunflower Park	-	16,081	-	-	16,081	16,081	-	-
Issuance costs	487,434	487,434	-	-	487,434	487,434	-	-
Transfers Out - TXDOT Projects	-	1,279,628	-	-	1,279,628	1,279,628	-	-
Total F1339 - Cert. of Oblig., Series 2009	20,487,434	24,813,309	-	-	24,813,309	24,813,309	-	-

By Departments	Original Budget	Adjusted Budget	Expenditures			Total	Encumbrances	Balance
			Current Month	Current Year	Prior Years			
Facilities Management - Building additions & renovations	-	50,461	-	-	50,461	50,461	-	-
Total Facilities Management	-	50,461	-	-	50,461	50,461	-	-
Pct. 1 Drainage Projects	2,856,000	3,813,353	-	-	3,813,353	3,813,353	-	-
Pct. 1 Road Projects	1,144,000	2,131,342	-	-	2,131,342	2,131,342	-	-
Pct. 1 Bridge Projects	-	-	-	-	-	-	-	-
Pct. 1 TXDOT Road Projects	-	103,058	-	-	103,058	103,058	-	-
Total Pct. 1	4,000,000	6,047,753	-	-	6,047,753	6,047,753	-	-
Pct. 2 Drainage Projects	4,000,000	3,588,609	-	-	3,588,609	3,588,609	-	-
Pct. 2 Road Projects	-	394,105	-	-	394,105	394,105	-	-
Pct. 2 TXDOT Road Projects	-	357,288	-	-	357,288	357,288	-	-
Pct. 2 Lopezville Park	-	42,696	-	-	42,696	42,696	-	-
Total Pct. 2	4,000,000	4,382,697	-	-	4,382,697	4,382,697	-	-
Pct. 3 Drainage Projects	4,000,000	3,381,639	-	-	3,381,639	3,381,639	-	-
Pct. 3 Road Projects	-	355,228	-	-	355,228	355,228	-	-
Pct. 3 TXDOT Road Projects	-	795,554	-	-	795,554	795,554	-	-
Total Pct. 3	4,000,000	4,532,421	-	-	4,532,421	4,532,421	-	-
Pct. 4 Drainage Projects	8,000,000	9,272,732	-	-	9,272,732	9,272,732	-	-
Pct. 4 Road Projects	-	-	-	-	-	-	-	-
Pct. 4 TXDOT Road Projects	-	23,728	-	-	23,728	23,728	-	-
Pct. 4 Sunflower Park	-	16,081	-	-	16,081	16,081	-	-
Total Pct. 4	8,000,000	9,312,541	-	-	9,312,541	9,312,541	-	-
Issuance costs	487,434	487,434	-	-	487,434	487,434	-	-
Total F1339 - Cert. of Oblig., Series 2009	20,487,434	24,813,309	-	-	24,813,309	24,813,309	-	-

County of Hidalgo, Texas
 Budget Status by Project
 Fund 1341 - Certificates of Obligation, Series 2009B&C
 Project Inception to September 30, 2016

Expenditures and Other Financing Uses	Original Budget	Adjusted Budget	Expenditures			Total	Encumbrances	Balance
			Current Month	Current Year	Prior Years			
Highways and streets								
Pct 4 Machinery & Equipment	-	539,203	-	533,246	-	533,246	5,957	-
Pct 4 10th Street (SH 107 to FM 1925)	-	621,824	-	-	621,824	621,824	-	-
Pct 4 FM 1925 (Kenyon to FM 907) - aid to other govt	-	245,265	-	-	171,827	171,827	69,233	4,205
Pct 4 Ramseyer Road (US 281 - Dolittle) - roads	-	60,797	-	-	-	-	56,879	3,918
Raymondville Drain	7,350,000	7,609,174	-	-	7,609,174	7,609,174	-	-
J-09 Drainage Project	2,750,000	1,255,521	-	-	1,243,079	1,243,079	12,442	-
HCDD#1 - machinery & equipment	2,014,242	1,652,625	-	-	1,649,635	1,649,635	2,990	-
Issuance costs	280,292	339,887	-	-	339,887	339,887	-	-
Transfer out - TXDOT	-	771,005	-	-	771,005	771,005	-	-
Total F1341 - Cert. of Oblg., Series 2009B&C	12,394,534	13,095,302	-	533,246	12,406,432	12,939,678	147,500	8,123

County of Hidalgo, Texas
 Budget Status by Project
 Fund 1342 - Certificates of Obligation, Series 2010A&B
 Project Inception to September 30, 2016

Expenditures and Other Financing Uses	Original Budget	Adjusted Budget	Expenditures			Total	Encumbrances	Balance
			Current Month	Current Year	Prior Years			
General government								
Pct. 2 JP/Constables - buildings	-	5,189	-	-	5,189	5,189	-	-
Fac Mgmt - Courthouse - 100 N Closner - bldg add&renov	3,615,000	-	-	-	-	-	-	-
Pct. 2 Tax Office - buildings	-	5,189	-	-	5,189	5,189	-	-
Pct. 4 CRC Sunflowers/SH107 - building	-	143,129	-	1,234	111,395	112,629	30,500	-
Pct. 4 Restitution Center - 1124 M. Road - bldg add & renov	-	226,124	-	-	226,124	226,124	-	-
Pct. 4 New Motor Pool - 1124 M. Road - buildings	-	268,543	-	-	263,488	263,488	5,050	5
Pct. 4 Linn San Manuel Emergency Facility - buildings	-	7,054	-	1,234	5,820	7,054	-	-
Ebony Plaza - 9805 N. 10th Street	-	1,085,393	-	-	1,085,393	1,085,393	-	-
Courthouse - buildings	-	848,351	-	-	848,351	848,351	-	-
Fac Mgmt - Admin Building - 100 E Cano - bldg add&renov	3,481,000	2,840,924	-	-	2,823,799	2,823,799	17,125	-
Fac Mgmt - Medplex - 1615 S Closner - buildings	2,850,000	-	-	-	-	-	-	-
Fac Mgmt - Courts Modular - buildings	-	2,613,576	-	8,924	2,584,477	2,593,401	18,681	1,494
Public safety								
Fac Mgmt - Constable Pct. 1 - building & other structures	-	226,148	-	-	202,336	202,336	23,813	-
Fac Mgmt - Morgue/old Juv Det-3100 S Bus 281-bldg add&renov	760,000	912,017	-	-	907,912	907,912	4,105	-
Sheriff Substation Pct. 1 - buildings	1,275,000	1,271,133	-	-	1,271,133	1,271,133	-	-
Highways and streets								
Pct. 1 Roads	3,817,994	1,151,935	-	-	1,151,935	1,151,935	-	-
Pct. 1 FM 493 (US 281 to BUS 83) - aid to other govt	-	566,680	-	-	566,680	566,680	-	-
Pct. 1 Mile 17 N (FM 88 to FM 1015) - roads	182,006	1,114,044	-	15,179	1,078,667	1,093,845	16,408	3,791
Pct. 1 Pleasantview (S. 11 to 34 st)	-	149,974	-	-	149,974	149,974	-	-
Pct. 1 Bar Ditches	-	256,133	-	-	256,133	256,133	-	-
Pct. 1 HCCID#9 Channels	-	146,036	-	-	146,036	146,036	-	-
Pct. 1 Colonia Lucero Del Norte	-	58,921	-	-	51,540	51,540	5,381	-
Pct. 1 Colonia Adams & Black	-	36,695	-	-	26,755	26,755	9,940	-
Pct. 1 Valdez (Armando to Drain Ditch) - roads	-	73,495	-	-	73,495	73,495	-	-
Pct. 1 Minnesota Road (Goolie to Dillon) - roads	-	66,112	-	-	66,112	66,112	-	-
Pct. 1 Mile 2 E (BUS83 to Mile 6 N) - roads	-	19,893	-	-	19,893	19,893	-	-
Pct. 1 Mile 9 N (Mile 2 W to Mile 3 W)	-	59,974	-	-	59,974	59,974	-	-
Pct. 1 Whalen Road (Bus 83 to Moore)	-	6,138	-	-	6,138	6,138	-	-
Pct. 1 Nopal St (Crockett to Bus 83)	-	1,624	-	-	-	-	-	1,624
Pct. 1 Sioux Road (Tower to Val Verde)	-	90,835	-	-	90,835	90,835	-	-
Pct. 1 Mile 16 N (FM 1015 to Mile 4 W)	-	6,138	-	-	-	-	6,138	-
Pct. 2 New Admin Building	-	25,568	-	-	25,568	25,568	-	-
Pct. 2 Tower Road (Moore to Bali) - roads	1,200,000	293,325	1,675	1,675	288,705	290,380	-	2,945
Pct. 2 L.J. Drain (S of Owassa)	-	211,027	-	-	211,027	211,027	-	-
Pct. 2 Cesar Chavez Drain	-	276,544	-	-	276,544	276,544	-	-
Pct. 2 Tower Road (Owassa to Alamo City Limit) - roads	1,000,000	350,679	-	-	347,079	347,079	3,600	-
Pct. 2 Compound - mechanic shop - land	625,000	2,355,007	-	-	2,285,702	2,285,702	35,869	33,436
Pct. 2 Cesar Chavez (Owassa to Sioux) - roads	1,000,000	-	-	-	-	-	-	-
Pct. 2 Minnesota Drain	-	427,936	-	-	426,936	426,936	-	1,000
Pct. 3 La Homa Road (SH 495 to FM 1924)	2,600,000	983,000	-	180	893,407	893,587	89,380	33
Pct. 3 Drainage Improvement	-	-	-	-	-	-	-	-
Pct. 3 Stewart Road Outfall	-	93,674	-	-	-	-	-	93,674
Pct. 3 Admin Facilities - ROW/Planning - buildings	1,060,000	-	-	-	-	-	-	-
Pct. 3 Drainage Equipment Yard - land	275,000	288,741	-	-	288,741	288,741	-	-
Pct. 3 Mile 2 N (Moorefield to La Homa)-roads	-	532,863	7,200	36,000	494,977	530,977	1,885	-
Pct. 3 Mile 2 N (Moorefield to Inspiration) - aid to other govt	-	456,500	-	-	348,536	348,536	808	107,156
Pct. 3 Liberty/Tom Gill (US 83 to FM 2221) - roads	-	567,770	-	-	567,770	567,770	-	-
Pct. 3 US 83/La Joya Relief Route - aid to other govt	-	75,000	-	-	74,961	74,961	39	-
Pct. 4 Drainage Improvement	2,600,000	-	-	-	-	-	-	-
Pct. 4 Aguilar Pond	-	-	-	-	-	-	-	-
Pct. 4 Fike Pond	-	41,402	-	-	32,551	32,551	8,851	-
Pct. 4 Alamo Acres Pocket Drainage	-	-	-	-	-	-	-	-
Pct. 4 Damian Acres Pocket Drainage	-	-	-	-	-	-	-	-
Pct. 4 Diana Estates Pocket Drainage	-	53	-	-	53	53	-	-
Pct. 4 Kaylen Heights Pocket Drainage	-	4,864	-	-	4,864	4,864	-	-
Pct. 4 Dickerson Pond	1,400,000	2,741,569	-	-	2,741,569	2,741,569	-	-
Pct. 4 North Branch Drain	-	675,489	-	-	675,489	675,489	-	-
Pct. 4 San Carlos Drain	-	-	-	-	-	-	-	-
Pct. 4 Schunior Drain	-	43,260	-	-	43,260	43,260	-	-
Pct. 4 Curry Drain	-	14,891	-	-	14,891	14,891	-	-
Pct. 4 Tex - Mex Drain	-	2,400	-	-	2,400	2,400	-	-
Pct. 4 Alamo Brisas Pocket Drainage	-	35	-	-	35	35	-	-
Pct. 4 Hoehn Subdivision-Drainage	-	941	-	-	941	941	-	-
Pct. 4 Hoehn Drain	-	2,617	-	-	2,617	2,617	-	-
Pct. 4 Tower Heights Drainage	-	1,600	-	-	1,600	1,600	-	-

County of Hidalgo, Texas
Budget Status by Project
Fund 1342 - Certificates of Obligation, Series 2010A&B
Project Inception to September 30, 2016

Expenditures and Other Financing Uses	Original Budget	Adjusted Budget	Expenditures			Total	Encumbrances	Balance
			Current Month	Current Year	Prior Years			
Pct. 4 Bandera Estates Drainage	-	1,317	-	-	1,317	1,317	-	-
Pct. 4 Trenton Drain	-	55,227	-	-	55,227	55,227	-	-
Pct. 4 Four Queens Subdivision Drainage	-	1,317	-	-	1,317	1,317	-	-
Pct. 4 Faysville Pump	-	117,532	-	-	117,532	117,532	-	-
Pct. 4 New shop-Doolittle	-	-	-	-	-	-	-	-
Pct. 4 FM 1925(Kenyon-FM 907)-aid to other gov't	-	480,697	-	-	480,697	480,697	-	-
Pct. 4 New Administration Building 2-Doolittle	-	-	-	-	-	-	-	-
Pct. 4 New Warehouse-Doolittle	-	-	-	-	-	-	-	-
Pct. 4 FM 1017(0.1M W-0.8M W of US 281)-aid to other gov't	-	144,475	-	-	143,389	143,389	1,086	-
Sanitation								
Pct. 3 Sanitation Collection Site	65,000	63,114	-	-	63,114	63,114	-	-
Health and welfare								
Pct. 2 WIC/HHS - buildings	-	10,378	-	-	10,378	10,378	-	-
Culture - recreation								
Pct. 2 Lopezville Park	175,000	268,159	-	-	268,159	268,159	-	-
Pct. 4 Linn-San Manuel Brewster Park	-	180,805	-	-	180,805	180,805	-	-
Issuance Costs	476,190	453,042	-	-	453,042	453,042	-	-
Transfers Out - Capital Outlay	-	870,814	-	-	857,846	857,846	-	12,968
Transfers Out - TXDOT Projects	-	1,231,014	-	-	1,048,492	1,048,492	-	182,522
Total F1342 - Cert. of Oblig., Series 2010A&B	28,457,190	28,600,043	8,875	64,425	27,816,311	27,880,736	278,658	440,648

By Departments	Original Budget	Adjusted Budget	Expenditures			Total	Encumbrances	Balance
			Current Month	Current Year	Prior Years			
Election Warehouse - Capital Outlay	-	225,000	-	-	225,000	225,000	-	-
Executive Office - Ebony Plaza	-	1,085,393	-	-	1,085,393	1,085,393	-	-
Executive Office - Courthouse	-	848,351	-	-	848,351	848,351	-	-
Facilities Mgmt	10,706,000	6,592,666	-	8,924	6,518,524	6,527,448	63,724	1,494
Sheriff Pct. 1 Substation	1,275,000	1,271,133	-	-	1,271,133	1,271,133	-	-
Total Other Departments	11,981,000	10,022,543	-	8,924	9,948,401	9,957,325	63,724	1,494
Pct. 1 Drainage Projects	-	402,169	-	-	402,169	402,169	-	-
Pct. 1 Road Projects	4,000,000	3,400,457	-	15,179	3,341,996	3,357,175	37,867	5,415
Pct. 1 TXDOT Road Projects	-	243,299	-	-	240,013	240,013	-	3,285.58
Total Pct. 1	4,000,000	4,045,924	-	15,179	3,984,178	3,999,357	37,867	8,701
Pct. 2 Drainage Projects	-	915,506	-	-	914,506	914,506	-	1,000
Pct. 2 Road Projects	3,200,000	644,004	1,675	1,675	635,783	637,458	3,600	2,945
Pct. 2 New Office Complex	-	46,325	-	-	46,325	46,325	-	-
Pct. 2 Mechanic Shop	625,000	2,355,007	-	-	2,285,702	2,285,702	35,869	33,436
Pct. 2 L.J. Park	175,000	268,159	-	-	268,159	268,159	-	-
Pct. 2 TXDOT Road Projects	-	213,056	-	-	118,601	118,601	-	94,455.44
Total Pct. 2	4,000,000	4,442,057	1,675	1,675	4,269,077	4,270,752	39,469	131,837
Pct. 3 Drainage Projects	275,000	382,415	-	-	288,741	288,741	-	93,674
Pct. 3 Road Projects	2,600,000	2,615,133	7,200	36,180	2,379,652	2,415,832	92,112	107,189
Pct. 3 ROW/Planning Buildings	1,060,000	-	-	-	-	-	-	-
Pct. 3 Sanitation Collection Site	65,000	63,114	-	-	63,114	63,114	-	-
Pct. 3 TXDOT Road Projects	-	769,649	-	-	689,878	689,878	-	79,770.63
Total Pct. 3	4,000,000	3,830,311	7,200	36,180	3,421,385	3,457,565	92,112	280,634
Pct. 4 CRC Sunflowers / SH 107 - buildings	-	143,129	-	1,234	111,395	112,629	30,500	-
Pct. 4 Restitution Center - 1124 M. Road - bldg add & renov	-	226,124	-	-	226,124	226,124	-	-
Pct. 4 New Motor Pool - 1124 M. Road - buildings	-	268,543	-	-	263,488	263,488	5,050	5
Pct. 4 Linn San Manuel Emergency Facility - buildings	-	7,054	-	1,234	5,820	7,054	-	-
Pct. 4 Drainage Projects	4,000,000	3,704,515	-	-	3,695,664	3,695,664	8,851	-
Pct. 4 Road Projects	-	625,172	-	-	624,086	624,086	1,086	-
Pct. 4 New Shop-Doolittle	-	-	-	-	-	-	-	-
Pct. 4 New Administration Building 2-Doolittle	-	-	-	-	-	-	-	-
Pct. 4 New Warehouse-Doolittle	-	-	-	-	-	-	-	-
Pct. 4 Linn-San Manuel Brewster Park	-	180,805	-	-	180,805	180,805	-	-
Pct. 4 Capital Outlay -Linn-San Manuel Emergency Facility	-	645,814	-	-	632,846	632,846	-	12,968
Pct. 4 TXDOT Road Projects	-	5,010	-	-	-	-	-	5,010.00
Total Pct. 4	4,000,000	5,806,166	-	2,467	5,740,229	5,742,696	45,487	17,983
Issuance costs	476,190	453,042	-	-	453,042	453,042	-	-
Total F1342 - Cert. of Oblig., Series 2010A&B	28,457,190	28,600,043	8,875	64,425	27,816,311	27,880,736	278,658	440,648

County of Hidalgo, Texas
 Budget Status by Project
 Fund 1345 - Certificates of Obligation, Series 2014
 Project Inception to September 30, 2016

Expenditures and Other Financing Uses	Original Budget	Adjusted Budget	Expenditures			Total	Encumbrances	Balance
			Current Month	Current Year	Prior Years			
General Government								
Pct. 3 - CRC - buildings	-	435,268	-	-	-	-	-	435,268
Pct. 4 - CRC - Sunflower/SH 107 - bld add&renov	-	827,395	98,955	264,861	-	264,861	356,037	206,497
Fac Mgmt - Admin Building - 100 E Cano - bldg add&renov	-	21,718	-	-	9,081	9,081	7,924	4,714
Public Safety								
Jail - bldg add & renov	7,000,000	6,135,908	-	3,899	6,124,001	6,127,900	-	8,008
Highways and streets								
Pct. 1 - machinery & equipment	510,000	724,579	-	-	724,579	724,579	-	-
Pct. 1 - FM 493 (Mile 10 N - SH 107) - aid	-	150,463	-	-	21,030	21,030	129,434	-
Pct. 1 - Drainage Improvement - mach&equip	-	-	-	-	-	-	-	-
Pct. 1 - FM 493 (US 281 to BUS 83) - aid	-	15,000	-	-	-	-	15,000	-
Pct. 1 - Mile 12 5 N (FM88 - FM493) - aid	-	178,260	-	155,628	15,204	170,832	16,086	(8,658)
Pct. 1 - Sioux (Tower - Valverde) - roads	-	74,085	-	-	74,085	74,085	-	-
Pct. 1 - Mile 4 W (Mile 15 N - Mile 16 N) - roads	-	2,352	-	-	-	-	2,352	-
Pct. 1 - Border Rd (18th - 34th) - roads	-	965,170	-	558,417	-	558,417	406,753	-
Pct. 1 - 18th (Airport - FM1015) - roads	-	277,532	-	118,595	150,118	268,712	8,818	2
Pct. 1 - 10th N (Westgate - FM1015) - roads	-	-	-	-	-	-	-	-
Pct. 1 - Mile 15 (Mile 6 W - FM1015) - roads	-	56,217	-	-	56,217	56,217	-	-
Pct. 1 - Victoria Rd (Bus 83 - Exp83) - roads	-	102,220	-	-	102,220	102,220	-	-
Pct. 1 - Victoria Rd (Mile 9 1/2 - Mile 10) - roads	-	(0)	-	-	-	-	-	-
Pct. 1 - Spanish Palms (1015) - roads	-	368,965	-	198,842	159,161	358,003	7,770	3,191
Pct. 1 - Sioux (Tower - Audiemurphy) - roads	-	93,505	-	19,002	74,502	93,505	-	-
Pct. 1 - Norene (Mile 20 - Mile 19 1/2) - roads	-	82,924	-	-	75,182	75,182	7,742	-
Pct. 1 - Owassa (FM 907 - .2 Mile W 1423) - roads	-	-	-	-	-	-	-	-
Pct. 1 - Mile 2 East (Bus 83 - Mile 6 N) - roads	-	53,803	-	-	53,250	53,250	-	553
Pct. 1 - Mile 9 N (FM491 - Mile 1 E) - roads	-	52,261	2,932	2,932	-	2,932	38,276	11,054
Pct. 1 - Old La Blanca Rd (Mile 10 - Mile 11) - roads	-	46,077	-	7,656	-	7,656	38,421	-
Pct. 1 - Mile 10 N (FM493 - Victoria) - roads	-	79,781	-	78,254	-	78,254	1,526	-
Pct. 1 - Quintero Street - roads	-	35,296	-	35,296	-	35,296	-	-
Pct. 1 Quintero Street - roads	-	161,155	-	145,040	-	145,040	16,118	-
Pct. 1 - La Milpas Subdivision - roads	-	1,789	-	-	886	886	903	-
Pct. 1 - Lorenzana Subdivision - roads	-	4,003	-	4,003	-	4,003	-	-
Pct. 1 - Tijerina Estates - roads	-	6,094	-	1,459	-	1,459	4,594	41
Pct. 2 - Tower (Moore - Bali) - roads	-	4,781	-	-	-	-	4,781	-
Pct. 2 - Southfork Estates - drainage	-	198,877	-	-	182,147	182,147	14,730	-
Pct. 2 - Sioux (I Rd - Raul Longoria) - aid	-	518,254	-	113,087	405,168	518,254	-	-
Pct. 2 - Eldora - aid	-	339,440	-	271,351	67,040	338,391	1,049	-
Pct. 2 - machinery & equipment	-	505,724	-	74,152	54,921	129,073	603	376,048
Pct. 2 - Eldora (I69C - FM 907) - arch & eng	-	-	-	-	-	-	-	-
Pct. 2 - Eldora (I69C - Jackson) - arch & eng	-	-	-	-	-	-	-	-
Pct. 2 - Sioux (I Rd - Cesar Chavez) - arch & eng	-	-	-	-	-	-	-	-
Pct. 2 - US 83 to 2nd (10 - FM 2061) - arch & eng	-	-	-	-	-	-	-	-
Pct. 2 - Cesar Chavez (Bus 83 - Nolana Lp) - arch & eng	-	-	-	-	-	-	-	-
Pct. 2 - Mechanic Shop - buildings	-	40,466	-	14,574	-	14,574	25,872	20
Pct. 2 - Eldora (Jackson - I Rd) - aid	-	893,159	42,200	206,056	292,338	498,394	394,765	-
Pct. 2 - Las Milpas (McColl-Jckson)	-	162,271	-	86,168	-	86,168	75,922	181
Pct. 2 - Yuma Avenue (Jackson - Mcoll) - aid	-	602,250	19,119	84,788	-	84,788	98,371	419,091
Pct. 3 - Drainage Improvement Project - other	-	172,958	-	-	-	-	-	172,958
Pct. 3 - Mile 3 N (FM495 - FM2221) - roads	-	1,583,862	-	378,061	1,069,294	1,447,355	133,545	2,962
Pct. 3 - Prairie View Heights Phase I - drainage	-	17,931	-	-	-	-	17,931	-
Pct. 3 - Prairie View Heights Phase II - drainage	-	114,283	-	-	-	-	47,434	66,848
Pct. 3 - Stewart Road Outfall - drainage	-	77,016	-	-	-	-	-	77,016
Pct. 3 - Veterans Blvd (SH495) - roads	-	462,000	16,791	303,387	102,816	406,203	15,367	40,430
Pct. 3 - Taylor Rd (US 83 - Mile 2) - roads	-	419,295	-	-	419,295	419,295	-	-
Pct. 3 - Texas Rd (Mile 8 - Mile 10) - roads	-	250,000	77,648	184,297	50,131	234,428	13,198	2,374
Pct. 3 - Doffing Rd (Mile 8 5 - Mile 9) - roads	-	100,000	-	-	-	-	-	100,000
Pct. 3 - FM 876 (SH 364 - Taylor) - roads	-	98,975	-	-	-	-	-	98,975
Pct. 4 - machinery & equipment	-	235,784	-	-	-	-	139,667	96,117
Pct. 4 - Curry Estates - drainage	-	1,325	-	-	-	-	1,325	-
Pct. 1 - CR333 Bridge - ICA With Willacy County	-	5,100	-	-	-	-	2,000	3,100
Culture - recreation								
Pct. 2 - Lopezville Park - land & improvements	-	10,707	-	-	-	-	10,707	-
Pct. 2 - Regional Linear Park - aid	-	594,961	118,737	324,710	211,935	536,644	58,317	-
Pct. 2 - Palmer Pavilion - buildings	-	72,000	12,495	55,679	-	55,679	13,731	2,589
Pct. 4 - Sunflower Park - improvements	-	16,558	-	-	804	804	1,087	14,668
Issuance costs	272,996	272,996	-	-	272,996	272,996	-	-
Transfer Out - TXDOT	-	2,716,409	-	1,439	1,111,095	1,112,534	-	1,603,875
Transfer Out - TXDOT - Pct. 2	-	76,342	-	-	-	-	-	76,342
Total F1345 - Cert. of Oblig., Series 2014	7,782,996	21,511,546	388,878	3,691,631	11,879,496	15,571,128	2,128,153	3,812,265

County of Hidalgo, Texas
 Budget Status by Project
 Fund 1347 - Certificates of Obligation, Series 2015A
 Project Inception to September 30, 2016

Expenditures and Other Financing Uses	Original Budget	Adjusted Budget	Expenditures			Total	Encumbrances	Balance
			Current Month	Current Year	Prior Years			
Highways and streets								
Pct. 1 - Mile 6 W (BUS 83 - SH 107) - roads	4,000,000	-	-	-	-	-	-	-
Pct. 1 - Mile 12 1/2 N (FM1015 - Mile 2 W) - roads	-	60,000	-	54,624	-	54,624	4,730	645
Pct. 1 - 18th (Airport - FM1015) - roads	-	20,000	-	12,191	-	12,191	-	7,809
Pct. 1 - Mile 10 N (SH 68 - FM 1015) - roads	-	2,453	-	-	-	-	653	1,800
Pct. 1 - Mile 12 1/2 (Mile 6 - FM 493) - roads	-	-	-	-	-	-	-	-
Pct. 1 - Mile 12 N (FM 1015 - Mile 2 W) - roads	-	202,265	-	191,004	-	191,004	11,261	-
Pct. 1 - Mile 17 N (FM 1015 - FM 491) - roads	-	223,687	44,661	204,700	10,387	215,087	838	7,762
Pct. 1 - Mile 4 W (Mile 10 N - Mile 12 N) - roads	-	810,828	11,660	775,631	-	775,631	35,198	-
Pct. 1 - Mile 9 N (FM 491-M1E) - roads	-	88,172	-	-	-	-	63,570	24,602
Pct. 1 - Old La Blanca - roads	-	410,000	287,304	287,304	-	287,304	82,904	39,792
Pct. 1 - Colonia del Noreste - roads	-	350,700	39,182	39,182	-	39,182	311,518	-
Pct. 1 - Goolie Rd (Mile 9 - Minnesota) - roads	-	60,000	-	-	-	-	54,055	5,945
Pct. 1 - South Airport Drive (Mile 5 - Mile 4 1/2 N) - roads	-	65,000	-	56,667	-	56,667	7,827	507
Pct. 1 - Mile 11 N (FM 1015 - Mile 1 W) - roads	-	50,000	-	-	-	-	46,077	3,923
Pct. 1 - Mile 14 1/2 N (Mile 6 - Mile 4 W) -roads	-	199,300	-	134,370	-	134,370	61,007	3,923
Pct. 1 - Mile 16 N (FM 1015 - Mile 4 W) - roads	-	88,830	49,036	65,554	-	65,554	22,713	563
Pct. 1 - Mile 12 1/2 N (Westgate - 8195 ft) - roads	-	175,718	86,139	114,692	-	114,692	55,584	5,442
Pct. 1 - Mile 12 N (FM 228 - Westgate) - roads	-	80,000	-	-	-	-	80,000	-
Pct. 1 - Minnesota (Valverdde - Canal) - roadss	-	45,000	-	-	-	-	44,254	746
Pct. 1 - Mile 12 (FM 491 - Levee) - roads	-	147,500	-	-	-	-	122,515	24,985
Pct. 1 - Mile 10 N (Victoria - Mile 6 1/2) - roads	-	70,000	-	-	-	-	61,028	8,972
Pct. 2 - Cesar Chavez (Bus 83 - Nolana Lp) - roads	1,046,459	-	-	-	-	-	-	-
Pct. 3 - Liberty/Tom Gill (US 83 - FM2221) - aid	3,158,809	3,158,809	62,614	711,177	107,896	819,073	1,799,227	540,509
Pct. 3 - FM 676 (SH 364 - Taylor) - roads	496,975	896,975	83,630	173,260	-	173,260	564,140	159,575
Pct. 3 - South Detention Basin - drainage	344,216	2,558,625	-	1,015,517	12,750	1,028,267	1,530,358	-
Pct. 4 - 10th Street (SH 107 - FM 1925) - roads	1,476,517	-	-	-	-	-	-	-
Pct. 4 - FM 1925 (FM 907 - Sharp) - roads	1,230,864	1,230,864	-	-	-	-	-	1,230,864
Pct. 4 - Ware Rd (Mile 3 N - Mile 5 N) - roads	1,266,465	199,465	-	-	-	-	-	199,465
Pct. 4 - FM 1925 (1,500ft W 10th - Ware) - roads	681,350	681,350	4,200	180,250	-	180,250	501,100	-
Pct. 4 - Mile 5 (Taylor - Ware) - roads	671,870	671,870	21,300	194,652	-	194,652	477,218	-
Pct. 4 - Overpass (SH 107 & Schunior) - roads	458,525	230,727	11,173	189,320	41,407	230,727	-	-
Culture - recreation								
Pct. 2 - Regional Park	1,167,950	-	-	-	-	-	-	-
Issuance costs								
Transfer Out - TXDOT	-	230,422	-	-	225,305	225,305	-	5,116
	-	3,221,862	-	89,612	517,179	606,791	-	2,615,072
Total F1347 - Cert. of Oblig., Series 2015A	16,000,000	16,230,422	700,900	4,489,708	914,925	5,404,633	5,937,773	4,888,016

County of Hidalgo, Texas
 Budget Status by Project
 Fund 1350 - Certificates of Obligation, Series 2016
 Project Inception to September 30, 2016

Expenditures and Other Financing Uses	Original Budget	Adjusted Budget	Expenditures			Total	Encumbrances	Balance
			Current Month	Current Year	Prior Years			
General Government								
Elections - voting machines	5,759,000	5,434,230	-	-	-	-	-	5,434,230
Purchasing - vehicles	31,400	35,406	-	-	-	-	35,406	-
Planning - vehicles	41,400	44,310	-	-	-	-	44,310	-
Courthouse & Judicial Building - buildings	9,000,000	9,000,000	-	-	-	-	1,683,412	7,316,588
Fac Mgmt - vehicles	44,400	50,854	-	-	-	-	50,854	-
Public Safety								
Sheriff - vehicles	2,500,000	2,500,000	-	-	-	-	1,861,019	638,981
Constable Pct. 1 - vehicles	150,000	150,000	-	-	-	-	93,328	56,672
Constable Pct. 2 - vehicles	150,000	133,786	-	-	-	-	110,788	22,998
Constable Pct. 3 - vehicles	150,000	150,000	-	-	-	-	103,014	46,986
Constable Pct. 4 - vehicles	150,000	150,000	-	-	-	-	107,006	42,994
Fire Marshal - vehicles	40,900	38,985	-	-	-	-	32,591	6,394
Emergency Mgmt - vehicles	36,400	38,315	-	-	-	-	35,000	3,315
Highways and streets								
Pct. 1 - machinery & equipment	478,731	208,731	-	-	-	-	185,907	22,824
Pct. 1 - vehicles	150,000	150,000	-	-	-	-	140,196	9,804
Pct. 1 Colonia Del Noreste - roads	271,269	271,269	-	-	-	-	271,269	-
Pct. 1 Goolie Road (Mile 9-Minnesota) - roads	900,000	817,000	-	-	-	-	468,531	348,469
Pct. 1 Mile 11 N (FM 1015 - Mile 1 West) - roads	900,000	900,000	-	-	-	-	-	900,000
Pct. 1 Mile 14½ N (Mile 6 W - Mile 4 W) - roads	900,000	900,000	-	-	-	-	-	900,000
Pct. 1 Mile 12½ N (Westgate - 8195 Ft) - roads	400,000	53,000	-	-	-	-	-	53,000
Pct. 1 Mile 12 N (FM 88 - Westgate) - roads	80,000	80,000	-	-	-	-	5,125	74,875
Pct. 1 El Obispado Subdivision - roads	280,000	280,000	-	-	-	-	-	280,000
Pct. 1 Mile 12 N (FM 493 - Old La Blanca) - roads	40,000	40,000	-	-	-	-	37,617	2,383
Pct. 1 Mile 12 N (Mile 6 W - Mile 6½ W) - roads	-	70,000	-	-	-	-	58,607	11,393
Pct. 1 Milano Road (US 83 - Mile 6 N) - roads	-	630,000	-	-	-	-	-	630,000
Pct. 2 - vehicles	150,000	150,000	-	-	-	-	148,065	1,935
Pct. 2 - machinery & equipment	750,000	512,253	-	-	-	-	227,267	284,986
Pct. 2 Cesar Chavez (BUS 83 - Nolana Loop) - roads	2,706,535	2,706,535	-	-	-	-	-	2,706,535
Pct. 2 Countywide Mechanic Shop Facility - buildings	1,200,000	1,200,000	-	-	-	-	-	1,200,000
Pct. 2 ICA Eldora (Jackson - I Rd) - aid	2,079,202	2,079,202	-	-	-	-	-	2,079,202
Pct. 3 Liberty / Tom Gil (83 - FM 2221) - roads	1,054,854	1,054,854	-	-	-	-	-	1,054,854
Pct. 3 Shary (FM 1924 - SH 107) - aid	980,737	980,737	-	-	-	-	-	980,737
Pct. 3 - vehicles	150,000	154,770	-	-	-	-	154,770	-
Pct. 3 South Detention Basin - drainage	3,000,000	3,320,000	-	-	-	-	3,319,946	54
Pct. 4 - machinery & equipment	1,261,203	1,009,721	-	-	-	-	773,343	236,378
Pct. 4 - vehicles	150,000	401,482	-	-	-	-	389,779	11,703
Pct. 4 Owassa Acres (Alberta - D.End) - roads	122,080	122,080	-	-	-	-	-	122,080
Pct. 4 Brenda Estates (Tower - D.End) - roads	69,720	69,720	-	-	-	-	-	69,720
Pct. 4 Rincon Del Valle 4 (Tower - D.End) - roads	72,940	72,940	-	-	-	-	-	72,940
Pct. 4 Rincon Del Valle 3 (Tower - D.End) - roads	98,000	98,000	-	-	-	-	-	98,000
Pct. 4 Tejano Estates 1 (Tower - D.End) - roads	59,500	59,500	-	-	-	-	-	59,500
Pct. 4 Cesar Chavez Road (Owassa - Iowa) - roads	232,983	232,983	-	-	-	-	-	232,983
Pct. 4 Valverde Road (SH 107 - Monte Cristo) - roads	232,983	232,983	-	-	-	-	-	232,983
Pct. 4 Tower Road (SH 107 - Monte Cristo) - roads	315,000	315,000	-	-	-	-	-	315,000
Health and welfare								
Hhsd - vehicles	105,500	108,344	-	-	-	-	108,344	-
Culture - recreation								
Pct. 2 Lopezville Park - land	-	237,747	235,497	235,497	-	235,497	-	2,250
Pct. 2 Palmer Pavilion - buildings	1,514,263	1,398,585	-	-	-	-	84,996	1,313,589
Pct. 2 Palmer Pavilion - buildings	1,200,000	1,200,000	-	-	-	-	-	1,200,000
Issuance costs								
Transfer Out - TXDOT	-	115,678	-	417,320	-	417,320	-	(417,320)
Total F1350 - Cert. of Oblig., Series 2016	39,959,000	39,959,000	235,497	652,817	-	652,817	10,530,489	28,775,694

County of Hidalgo, Texas
Project Summary
Precinct 1 - Roads
Project Inception to September 30, 2016

Funding Sources	Original Budget	Budget Amendment	Adjusted Budget	Total Expenditures	Encumbrance	Balance
F1331	3,500,000	518,236	4,018,236	4,018,236	-	-
F1332	3,500,000	(613,596)	2,886,404	2,886,404	-	-
F1334	1,800,000	(116,757)	1,683,243	1,683,243	-	-
F1336	3,819,000	(231,674)	3,587,326	3,587,326	-	-
F1339	-	380,832	380,832	380,832	-	-
F1342	3,817,994	(2,666,059)	1,151,935	1,151,935	-	-
F1345	510,000	214,579	724,579	724,579	-	-
Total	16,946,994	(2,514,438)	14,432,556	14,432,556	-	-

Vendor	Expenditures							Total	Encumbrance	Total Expenditures + Encumbrance
	F1331	F1332	F1334	F1336	F1339	F1342	F1345			
Act Pipe & Supply	-	-	-	14,539	-	825	-	15,364	-	15,364
Alamo Concrete Products Ltd.	-	-	-	-	-	10,240	-	10,240	-	10,240
Alamo Sales Corporation	-	-	-	-	-	102,000	-	102,000	-	102,000
Alcocer Garcia Associates Design Consulting	-	-	2,500	-	-	-	-	2,500	-	2,500
Anderson Equipment Co., Inc.	-	-	74,624	103,088	-	-	-	177,712	-	177,712
Chemical Lime, Ltd.	-	-	-	990	-	-	-	990	-	990
City of Mercades	-	312,342	-	-	-	-	-	312,342	-	312,342
Closner Equipment Co.	-	-	-	266,615	-	-	-	266,615	-	266,615
Dirt Depot & Supplies, Inc.	520	-	-	-	-	-	-	520	-	520
Dogget Heavy Machinery Services, LLC	-	-	-	-	-	-	196,659	196,659	-	196,659
Dos Land Surveying	-	-	-	38,666	-	-	-	38,666	-	38,666
Dos Logistics, Inc.	-	-	-	88,057	-	-	-	88,057	-	88,057
Dubose Interests, LLC	-	-	-	10,810	-	-	-	10,810	-	10,810
EN-1 LLC DBA Roadbond Service Co.	-	-	28,243	-	-	-	-	28,243	-	28,243
Frontera Materials, Inc.	789,113	348,179	365,581	1,088,144	-	219,142	-	2,810,159	-	2,810,159
Guerra Construction Co.	-	-	-	-	-	499,930	-	499,930	-	499,930
Guzman & Munoz Engineering & Surveying	-	-	-	-	-	79,200	-	79,200	-	79,200
H & V Equipment, Inc.	-	-	52,681	143,022	-	-	-	195,703	-	195,703
Hanson Pipe & Precast, Inc.	-	-	-	1,392	-	17,012	-	18,404	-	18,404
Holt Texas, Ltd.	-	-	-	302,126	-	-	-	302,126	-	302,126
Hughes Supply, Inc.	20,990	6,474	-	-	-	-	-	27,464	-	27,464
Ingram Compaction, LLC	-	-	-	123,052	-	-	-	123,052	-	123,052
Internal Revenue Service	-	-	13,533	-	-	-	-	13,533	-	13,533
International Roadbond Ltd.	-	-	-	19,950	-	-	-	19,950	-	19,950
Javier Hinolosa Engineering	-	-	-	60,627	-	-	-	60,627	-	60,627
J.R. Construction	46,575	-	-	-	-	-	-	46,575	-	46,575
John Blackstead DBA PMI	-	-	75,192	-	-	-	-	75,192	-	75,192
John Deere Co.,	-	-	-	-	-	58,346	-	58,346	-	58,346
Koch Material Co.,	85,483	55,696	-	-	-	-	-	141,179	-	141,179
Lansdowne-Moody Co., Inc.	-	-	-	69,561	-	-	-	69,561	-	69,561
L & G Engineering Laboratory, LLC	-	-	-	29,386	-	3,969	-	33,354	-	33,354
Magic Valley Concrete, Ltd.	-	-	-	-	-	539	-	539	-	539
Martin Marietta Materials Southwest, Ltd.	-	-	-	82,812	-	17,229	-	100,041	-	100,041
M.C. Hauling Services	60,416	-	-	-	-	-	-	60,416	-	60,416
Moya Dump Truck	33,853	-	-	-	-	-	-	33,853	-	33,853
National Waterworks	-	-	8,428	2,502	-	-	-	10,930	-	10,930
Nueces Power Equipment	-	-	-	-	-	-	45,000	45,000	-	45,000
Pavement Markings, Inc.	92,430	46,533	46,989	63,690	-	11,965	-	261,607	-	261,607
Performance Grade Asphalt, LLC	-	-	13,464	61,547	-	-	-	75,011	-	75,011
Philpott Motors, Ltd.	-	-	-	22,540	-	-	-	22,540	-	22,540
Power Pro Concrete Cutting, LLC	-	-	-	1,288	-	-	-	1,288	-	1,288
PSI Professional Services Industries	-	3,893	-	-	-	-	-	3,893	-	3,893
Professional Service Industries, Inc.	-	4,222	10,618	-	-	-	-	14,840	-	14,840
Quintanilla, Headly & Associates, Inc.	353,356	-	-	-	-	-	-	353,356	-	353,356
Raba-Kistner Consultants, Inc.	1,397	-	-	-	-	-	-	1,397	-	1,397
Rental Service Corporation	1,640	-	-	-	-	-	-	1,640	-	1,640
Rio Valley Pipe, LLC	-	-	9,357	1,544	-	11,695	-	22,596	-	22,596
Rodriguez Engineering	700,940	303,944	85,938	259,862	-	-	-	1,350,684	-	1,350,684
Rush Truck Center	-	-	135,566	257,152	380,832	-	469,913	1,243,463	-	1,243,463
S & G Paving Co.,	488,042	1,147,810	300,099	-	-	-	-	1,935,951	-	1,935,951
Sascon, Inc.	337,042	360,596	-	-	-	-	-	697,638	-	697,638
Seiver Implement Co.,	-	-	57,129	-	-	-	-	57,129	-	57,129
Superior Disposal Systems	-	18,000	-	-	-	-	-	18,000	-	18,000
TEDSI Infrastructure Group, Inc.	645,781	-	258,989	-	-	-	-	904,769	-	904,769
Texas Department of Transportation	-	4,000	-	-	-	-	-	4,000	-	4,000
The Monitor	6,429	2,622	1,462	-	-	-	-	10,512	-	10,512
Triple R Trucking, Inc.	158,736	-	-	-	-	-	-	158,736	-	158,736
United Rentals Inc.	-	-	-	-	-	-	13,007	13,007	-	13,007
Universal Truckers, Inc.	187,126	237,008	138,895	473,412	-	75,094	-	1,111,536	-	1,111,536
Valley Caliche Products, Inc.	4,164	35,083	-	-	-	-	-	39,247	-	39,247
Valley Boring Service, LLC	-	-	-	-	-	44,750	-	44,750	-	44,750
Varmicon Industries, Inc.	4,206	-	3,958	952	-	-	-	9,116	-	9,116
Total	4,018,236	2,886,404	1,683,243	3,587,326	380,832	1,151,935	724,579	14,432,556	-	14,432,556

County of Hidalgo, Texas
Project Summary
Precinct 2 - Roads
Project Inception to September 30, 2016

Funding Sources	Original Budget	Budget Amendment	Adjusted Budget	Total Expenditures	Encumbrance	Balance
F1331	3,500,000	(1,592,409)	1,907,591	1,907,591	-	-
F1332	1,500,000	(1,343,480)	156,520	156,520	-	-
F1336	2,000,000	(956,420)	1,043,580	1,043,580	-	-
F1339	-	118,048	118,048	118,048	-	-
F1345	-	505,724	505,724	129,073	603	376,048
F1350	750,000	(237,747)	512,253	-	227,267	284,986
Total	7,750,000	(3,506,284)	4,243,716	3,354,813	227,870	661,034

Vendor	Expenditures						Total	Encumbrance	Total Expenditures + Encumbrance
	F1331	F1332	F1336	F1339	F1345	F1350			
Alonzo, Assencion & Maria	10,500	-	-	-	-	-	10,500	-	10,500
Anderson Equipment Co., Inc	-	-	103,088	-	-	-	103,088	-	103,088
Atlas & Hall, LLP	135	-	-	-	-	-	135	-	135
BD Holt Co.	-	-	14,103	118,048	-	-	132,151	-	132,151
Big D Tractor Supply Co., LLC	-	-	-	-	-	-	-	87,600	87,600
Bill Granot, Inc.	129,637	-	-	-	-	-	129,637	-	129,637
Cantu, Mr. & Mrs. Jose C.	13,500	-	-	-	-	-	13,500	-	13,500
Central Ready Mix Concrete	2,324	-	-	-	-	-	2,324	-	2,324
Connect Infrastructure & Development	18,375	-	-	-	-	-	18,375	-	18,375
Contech Construction	81,852	-	-	-	-	-	81,852	-	81,852
Deere & Company	-	-	-	-	54,921	-	54,921	603	55,524
Delta Specialties Supply	1,320	-	-	-	-	-	1,320	-	1,320
Doggett Heavy Machinery Svcs LLC	-	-	-	-	74,152	-	74,152	139,667	213,819
Frontera Materials, Inc.	113,635	-	-	-	-	-	113,635	-	113,635
H & V Equipment, Inc.	137,131	-	31,757	-	-	-	168,888	-	168,888
Hi-Tech Irrigation Inc.	3,437	-	-	-	-	-	3,437	-	3,437
Hidalgo County Irrigation	5,095	-	-	-	-	-	5,095	-	5,095
Holt Rental Services	676	-	-	-	-	-	676	-	676
Holt Texas	-	-	265,513	-	-	-	265,513	-	265,513
J-III Concrete Co. Inc.	740	-	-	-	-	-	740	-	740
Jimenez, Fernando & Norma	21,261	-	-	-	-	-	21,261	-	21,261
KVS Family Limited	40,552	-	-	-	-	-	40,552	-	40,552
Lansdowne-Moody Co. Inc	-	-	98,610	-	-	-	98,610	-	98,610
Leonel Garza, Jr. & Associates, LLC	14,200	-	-	-	-	-	14,200	-	14,200
Lowe's Bus. Account	243	-	-	-	-	-	243	-	243
Martinez, Mr. & Mrs. Alberto C.	6,680	-	-	-	-	-	6,680	-	6,680
Martin Farm & Ranch Supply	921	-	-	-	-	-	921	-	921
McAllen Construction	32,740	-	-	-	-	-	32,740	-	32,740
McCoy's Building Supply	1,339	-	-	-	-	-	1,339	-	1,339
Montalvo & Ramirez, Law Office of	28,330	-	-	-	-	-	28,330	-	28,330
National Waterworks	976	-	-	-	-	-	976	-	976
Noe Gonzalez, JNR	1,000	-	-	-	-	-	1,000	-	1,000
R. Gutierrez Engineering	62,154	-	-	-	-	-	62,154	-	62,154
Rio Valley Pipe, Ltd.	37,950	-	-	-	-	-	37,950	-	37,950
Rush Truck Center	-	156,520	259,184	-	-	-	415,704	-	415,704
S & G Paving Co.	928,415	-	-	-	-	-	928,415	-	928,415
Schuster, Carl & Morley	23,137	-	-	-	-	-	23,137	-	23,137
Sea Garden Sales DBA SGS Industrial	42	-	-	-	-	-	42	-	42
Shepler's	1,180	-	-	-	-	-	1,180	-	1,180
South Texas Land Investigations	25,850	-	-	-	-	-	25,850	-	25,850
The Home Depot CRC	643	-	-	-	-	-	643	-	643
Texas Department of Transportation	18,531	-	-	-	-	-	18,531	-	18,531
Tully A. Mayer Limited	14,992	-	-	-	-	-	14,992	-	14,992
Universal Truckers, Inc.	70,171	-	-	-	-	-	70,171	-	70,171
Valley Caliche Products, Inc.	737	-	-	-	-	-	737	-	737
Valley Hardware Co., Inc.	40	-	-	-	-	-	40	-	40
Vamicon Industries, Inc.	43,933	-	-	-	-	-	43,933	-	43,933
Vasquez, Exiquio & Irma	2,772	-	-	-	-	-	2,772	-	2,772
W.T. Liston Company	10,448	-	-	-	-	-	10,448	-	10,448
Waukesha-Pearce Industries, Inc.	-	-	271,325	-	-	-	271,325	-	271,325
Total	1,907,591	156,520	1,043,580	118,048	129,073	-	3,354,813	227,870	3,582,682

County of Hidalgo, Texas
Project Summary
Precinct 3 - Roads
Project Inception to September 30, 2016

Funding Sources	Original Budget	Budget Amendment	Adjusted Budget	Total Expenditures	Encumbrance	Balance
F1331	3,500,000	142,690	3,642,690	3,642,690	-	-
F1332	3,248,400	(1,389,299)	1,859,101	1,859,101	-	-
F1334	2,800,000	(2,582,385)	217,615	217,615	-	-
F1336	3,828,000	(1,927,018)	1,900,982	1,900,982	-	-
Total	13,376,400	(5,756,012)	7,620,388	7,620,388	-	-

Vendor	Expenditures					Encumbrance	Total Expenditures + Encumbrance
	F1331	F1332	F1334	F1336	Total		
A & E Paving Construction	8,617	-	-	-	8,617	-	8,617
Anderson Equipment Co., Inc.	-	170,694	-	-	170,694	-	170,694
Art's A & A Truck City USA	-	26,600	-	-	26,600	-	26,600
Asphalt Zipper Inc.	-	-	-	91,807	91,807	-	91,807
Atlas & Hall, LLP, Trustee	-	-	200,020	-	200,020	-	200,020
Benny's Caliche Hauling Service	-	42,627	-	-	42,627	-	42,627
Brigg's Equipment	-	26,000	-	-	26,000	-	26,000
Closner Construction Co.	63,558	-	-	-	63,558	-	63,558
Cooper Equipment Company	65,358	-	-	-	65,358	-	65,358
Dallas Mack Sales LP	-	75,218	-	-	75,218	-	75,218
Dickson Equipment Co., Inc.	-	25,367	-	-	25,367	-	25,367
Doggett Heavy Machinery Services, Ltd.	-	-	-	645,286	645,286	-	645,286
Frontiera Materials, Inc.	123,606	178,878	-	-	302,484	-	302,484
Grafco Texas, Inc.	-	32,944	-	-	32,944	-	32,944
Hinojosa Engineering, Inc.	-	81,694	-	-	81,694	-	81,694
Holt Texas Ltd DBA Holt Power Systems	-	-	-	467,840	467,840	-	467,840
Houghes Supply, Inc.	8,654	-	-	-	8,654	-	8,654
Houston-Galveston Area Council	-	38,167	-	-	38,167	-	38,167
Javier Hinojosa Engineering	329,421	-	-	-	329,421	-	329,421
J C Brown, Inc.	-	48,688	-	-	48,688	-	48,688
J.M. Construction, Inc.	-	-	-	204,722	204,722	-	204,722
Jimmy Closner & Sons Construction Co.	342,590	-	-	-	342,590	-	342,590
John Deere Government & National Sales	10,990	62,031	-	54,259	127,280	-	127,280
Koch Material Co.	10,435	-	-	-	10,435	-	10,435
La Joya Water Supply Corp.	-	-	3,225	-	3,225	-	3,225
L & G Consulting Engineers, Inc.	1,038	107,456	-	3,822	112,316	-	112,316
L & R Precast Concrete Works, Inc.	10,820	-	-	-	10,820	-	10,820
Mission Paving Co., Inc.	318,963	76,935	-	-	395,898	-	395,898
National Waterworks	8,820	-	-	-	8,820	-	8,820
Pavement Markings, Inc.	26,553	8,735	-	2,565	37,853	-	37,853
Perez Fence Inc.	-	-	14,370	-	14,370	-	14,370
Philpott Motors, Ltd.	14,869	35,988	-	-	50,857	-	50,857
Raba-Kistner Consultants, Inc.	13,437	3,368	-	-	16,805	-	16,805
R.B. Everett	-	48,408	-	-	48,408	-	48,408
Rio Valley Pipe, LLC	902	-	-	-	902	-	902
Rush Truck Center Pharr Peterbilt	91,619	230,073	-	399,496	721,188	-	721,188
Sascon, Inc.	-	353,204	-	-	353,204	-	353,204
S & G Paving Co.	1,230,426	80,472	-	-	1,310,898	-	1,310,898
Superior Disposal Systems	50,000	-	-	-	50,000	-	50,000
Triple R Trucking, Inc.	35,859	8,434	-	-	44,294	-	44,294
Universal Truckers, Inc.	5,636	-	-	-	5,636	-	5,636
Valley Caliche Products, Inc.	842,097	74,119	-	31,185	947,401	-	947,401
Varmicon Industries, Inc.	28,421	-	-	-	28,421	-	28,421
Vermeer Equipment of Texas, Inc.	-	23,000	-	-	23,000	-	23,000
Total	3,642,690	1,859,101	217,615	1,900,982	7,620,388	-	7,620,388

County of Hidalgo, Texas
Project Summary
Precinct 4 - Roads
Project Inception to September 30, 2016

Funding Sources	Original Budget	Budget Amendment	Adjusted Budget	Total Expenditures	Encumbrance	Balance
F1331	3,500,000	30,526	3,530,526	3,500,000	30,526	-
F1332	1,500,000	(140,103)	1,359,897	1,359,897	-	-
F1334	1,200,000	(1,200,000)	-	-	-	-
F1336	2,700,000	(275,841)	2,424,159	2,424,159	-	-
F1341	-	539,203	539,203	533,246	5,957	-
F1345	-	235,784	235,784	-	139,667	96,117
F1350	1,261,203	(251,482)	1,009,721	-	773,343	236,378
Total	10,161,203	(1,061,913)	9,099,290	7,817,303	949,493	332,495

Vendor	Expenditures							Encumbrance	Total Expenditures + Encumbrance
	F1331	F1332	F1336	F1341	F1345	F1350	Total		
A & E Paving Construction	6,623	-	-	-	-	-	6,623	-	6,623
Acosta, Felipe & Berta	4,690	-	-	-	-	-	4,690	-	4,690
Aguirre & Patterson Inc.	250	-	-	-	-	-	250	-	250
Air Burners, LLC	-	-	122,763	-	-	-	122,763	-	122,763
Amgo Implement Co. Inc.	-	-	-	27,688	-	-	27,688	-	27,688
Anderson Equipment Co. Inc.	-	-	-	-	-	-	-	105,422	105,422
Atlas & Hall, LLP	-	5,724	-	-	-	-	5,724	-	5,724
BD Holt Co	-	-	-	501,313	-	-	501,313	-	501,313
Caldwell Country Chevrolet	-	-	88,346	-	-	-	88,346	-	88,346
Cantu, Mr. & Mrs. Jose Javier	-	22,455	-	-	-	-	22,455	-	22,455
Cardenas, Alonzo	-	1,000	-	-	-	-	1,000	-	1,000
Clozner Construction Co.	7,973	-	-	-	-	-	7,973	-	7,973
Cooper Equipment Company	-	-	39,636	-	-	-	39,636	-	39,636
Doggett Heavy Machinery Services LLC	-	-	-	-	-	-	-	139,667	139,667
Eagle Asphalt Products, Inc.	9,639	-	-	-	-	-	9,639	-	9,639
Escarza Pest Control	6,010	-	-	-	-	-	6,010	-	6,010
FESCO, Ltd.	22,500	-	-	-	-	-	22,500	-	22,500
Frontera Materials, Inc.	506,702	126,228	150,190	-	-	-	783,120	-	783,120
Garza, Abraham & Nora V.	3,160	-	-	-	-	-	3,160	-	3,160
Garza, Eliobardo & Maria	4,000	-	-	-	-	-	4,000	-	4,000
H&V Equipment Services Inc.	-	-	-	-	-	-	-	544,093	544,093
Heina, Marion D. & Lana Sue	-	39,600	-	-	-	-	39,600	-	39,600
Hidalgo County Pct. 4	(292)	-	-	-	-	-	(292)	-	(292)
Holt Texas, Ltd.	-	-	1,035,211	-	-	-	1,035,211	-	1,035,211
Hughes Supply, Inc.	25,030	52,442	-	-	-	-	77,472	-	77,472
Ibarra, Ignacio & Minerva	3,930	-	-	-	-	-	3,930	-	3,930
Industrial Distribution Group, Inc.	-	-	-	4,245	-	-	4,245	-	4,245
Interstate Trailers, Inc.	-	-	49,633	-	-	-	49,633	-	49,633
JCJJI, LTD	35,640	-	-	-	-	-	35,640	-	35,640
J.E. Saenz & Associates, Inc.	-	149,202	-	-	-	-	149,202	-	149,202
Jenny Durbin Trucking	23,000	-	-	-	-	-	23,000	-	23,000
Juan D. Salinas, III	-	2,500	-	-	-	-	2,500	-	2,500
Koch Material Co.	8,024	-	-	-	-	-	8,024	-	8,024
La Iglesia Central de Edinburg	10,780	-	-	-	-	-	10,780	-	10,780
Law Offices of M. Mano Garcia, P.C.	-	1,000	-	-	-	-	1,000	-	1,000
Leonel Garza Jr. & Associates, LLC	750	-	-	-	-	-	750	-	750
Livesay Law Office	-	1,000	-	-	-	-	1,000	-	1,000
L & G Engineering Laboratory, LLC	-	3,394	-	-	-	-	3,394	-	3,394
L & R Precast Concrete Works, Inc.	-	1,465	-	-	-	-	1,465	-	1,465
Longhorn Paving	6,000	-	-	-	-	-	6,000	-	6,000
Martin Manetta Materials	29,335	-	-	-	-	-	29,335	-	29,335
Millenium Engineers Group, Inc.	-	15,939	-	-	-	-	15,939	-	15,939
Mission Paving Co., Inc.	1,153,602	435,783	-	-	-	-	1,589,385	-	1,589,385
MSGM, LLC	11,600	-	-	-	-	-	11,600	-	11,600
National Waterworks	-	15,680	-	-	-	-	15,680	-	15,680
Pavement Markings, Inc.	64,265	23,074	9,880	-	-	-	97,220	-	97,220
Performance Grade Asphalt, LLC	-	10,392	4,501	-	-	-	14,893	-	14,893
Philpott Motors, Ltd.	-	-	68,912	-	-	-	68,912	-	68,912
Quintanilla, Headley & Associates, Inc.	565,505	-	-	-	-	-	565,505	-	565,505
Raba-Kisner Consultants	6,019	-	-	-	-	-	6,019	-	6,019
Ramirez, Lizbeth	-	1,000	-	-	-	-	1,000	-	1,000
Ramirez, Pilar N.	-	2,500	-	-	-	-	2,500	-	2,500
Rio Valley Pipe, Ltd.	-	10,650	-	-	-	-	10,650	-	10,650
Rodriguez, Robert Jr.	-	1,000	-	-	-	-	1,000	-	1,000
Romco Equipment Co.	-	-	148,798	-	-	-	148,798	-	148,798
Roy's Hauling Service, Inc.	540,367	150,096	-	-	-	-	690,463	-	690,463
Rush Truck Centers of Texas, LP	-	-	616,688	-	-	-	616,688	160,311	777,000
RRR Development, LP	23,460	-	-	-	-	-	23,460	-	23,460
Saenz Paving	40,644	-	-	-	-	-	40,644	-	40,644
Salazar, Roberto	-	1,000	-	-	-	-	1,000	-	1,000
Salinas, Juan D. III, County Clerk	-	10,000	-	-	-	-	10,000	-	10,000
Sascon, Inc.	13,300	94,905	-	-	-	-	108,205	-	108,205
Sector Investments, LLC	13,330	-	-	-	-	-	13,330	-	13,330
Sesin Engineering	5,714	-	-	-	-	-	5,714	-	5,714
Share Corp.	-	952	-	-	-	-	952	-	952
Shuaib, Said Ali & Tawhid	10,490	-	-	-	-	-	10,490	-	10,490
South Texas Land Investigations	5,000	1,475	-	-	-	-	6,475	-	6,475
Tamez, Fernando & Maria	9,750	-	-	-	-	-	9,750	-	9,750
TEDSI Infrastructure Group, Inc.	148,000	-	-	-	-	-	148,000	-	148,000
Texas Dept of Transportation	1,392	-	-	-	-	-	1,392	-	1,392
Texas Eastern Transmission, LP	-	15,749	-	-	-	-	15,749	-	15,749
The Monitor	5,842	5,916	-	-	-	-	11,758	-	11,758
Triple R Realty & Appraisal Service, Inc.	19,581	1,575	-	-	-	-	21,136	-	21,136
United Contracting, Inc.	73,284	-	-	-	-	-	73,284	-	73,284
Unique Utilities Construction	21,995	-	-	-	-	-	21,995	-	21,995
Universal Truckers Inc.	4,490	2,276	-	-	-	-	6,766	-	6,766
Valley Caliche Products, Inc.	14,790	145,923	-	-	-	-	160,712	-	160,712
Valley Land Title Co. Ltd.	26,942	-	-	-	-	-	26,942	-	26,942
Vamicon Industries, Inc.	8,915	8,003	-	-	-	-	14,918	-	14,918
Wirtgen America Inc.	-	-	89,600	-	-	-	89,600	-	89,600
Total	3,500,000	1,359,897	2,424,159	533,246	-	-	7,817,303	949,493	8,766,795

County of Hidalgo, Texas
 Project Summary
 Transfers Out - Capital Outlay
 Project Inception to September 30, 2016

Funding Sources	Original Budget	Budget Amendment	Adjusted Budget	Total Expenditures	Balance
F1303	87,803	462,571	550,374	511,342	39,032
F1332	-	1,112,441	1,112,441	1,112,441	-
F1334	-	1,153,805	1,153,805	1,153,805	-
F1336	1,900,000	368,217	2,268,217	2,268,217	-
F1342	-	870,814	870,814	857,846	12,968
Total	1,987,803	3,967,848	5,955,652	5,903,652	52,000

Project	Expenditures				Total Expenditures
	F1303	F1332	F1334	F1336	
Bennet Building	-	-	251,335	27,566	278,901
Horizon Building	-	-	18,214	-	18,214
Election Warehouse	-	-	-	-	225,000
New Adult Probation Building	-	37,852	-	205,936	243,788
Old K-Mart Building	-	114,777	884,256	2,034,715	3,033,748
Pct. 4 Linn San Manuel Emergency Facility	511,342	-	-	-	632,846
Pct. 4 New Offices	-	959,812	-	-	959,812
Total	511,342	1,112,441	1,153,805	2,268,217	5,903,652

County of Hidalgo, Texas
 Project Summary
 Transfers Out - TxDOT Projects
 Project Inception to September 30, 2016

Funding Sources	Original Budget	Budget Amendment	Adjusted Budget	Total Expenditures	Balance
F1303	1,716,057	268,959	1,985,016	1,826,563	158,453
F1331	-	858,524	858,524	857,129	1,395
F1332	-	2,505,130	2,505,130	2,505,130	-
F1334	-	3,916,892	3,916,892	3,916,892	-
F1336	2,453,000	1,840,418	4,293,418	4,293,418	-
F1339	-	1,279,628	1,279,628	1,279,628	-
F1341	-	771,005	771,005	771,005	-
F1342	-	1,231,014	1,231,014	1,048,492	182,522
F1345	-	2,792,751	2,792,751	1,112,534	1,680,217
F1347	-	3,221,862	3,221,862	606,791	2,615,072
F1350	-	115,678	115,678	-	115,678
Total	4,169,057	18,601,862	22,970,919	18,217,582	4,753,337

Project	Pct	Expenditures											Total Expenditures	
		F1303	F1331	F1332	F1334	F1336	F1339	F1341	F1342	F1345	F1347	F1350		
CO WIDE (Traffic Signals)	CO WIDE	-	-	-	19,407	12,473	-	-	-	-	-	-	-	31,880
11TH Street Bridge	1	-	-	-	-	701	-	-	-	-	-	-	-	701
CR 229 Bridge (Mile 17 x Rd)	1	-	-	-	-	-	-	-	774	5,469	-	-	-	6,243
CR 342 Bridge (Charles Green Rd)	1	-	-	-	-	4,590	-	-	-	-	-	-	-	4,590
CR 684 Bridge (Mile 4N Rd)	1	-	-	-	12,317	-	-	-	-	-	-	-	-	12,317
CR 804 Bridge (Mile 12N Rd)	1	-	-	-	-	5,130	-	-	-	-	-	-	-	5,130
CR 825 Bridge (Mile 2W Rd)	1	-	-	-	-	7,091	-	-	-	-	-	-	-	7,091
CR 855 Bridge (Mile 4 1/2 W Rd)	1	-	-	-	-	6,750	-	-	-	-	-	-	-	6,750
FM 88 (Mile 12N-FM1925)	1	-	-	-	785,512	70,000	4,988	-	-	-	-	-	-	860,499
FM 493 (US281-BUS83)	1	-	-	-	-	-	-	-	17,778	-	-	-	-	17,778
Mile 2 W. Rd (Mile 12N-SH107)	1	-	-	-	99,715	-	-	-	-	-	-	-	-	99,715
Mile 2 W. Rd (US83-Mile 12N)	1	-	158,708	-	-	354,841	98,071	289,888	221,461	-	-	-	-	1,122,969
Mile 6 W. Rd (Mile 9N-SH107)	1	-	-	-	-	98,308	-	-	-	-	-	-	-	98,308
CR 790 Bridge (Moore Rd)	2	-	-	-	27,635	-	-	-	-	-	-	-	-	27,635
Dicker Rd (SP115-FM2061)	2	81,165	1,076	-	-	8,314	-	481,117	1,300	-	-	-	-	572,972
FM 907 S Outfall	2	-	-	-	-	837,978	-	-	-	-	-	-	-	837,978
FM 2061 (Dicker-Mission Floodway)	2	-	148,235	-	-	-	-	-	-	-	-	-	-	148,235
Nolana Loop (FM1426-FM88)	2	-	-	-	-	-	62,500	-	-	-	-	-	-	62,500
North "I" Rd (FM495-Owassa)	2	-	117,706	1,618,545	3,066	-	10,572	-	-	19,423	-	-	-	1,769,312
South McColl (Orangewood-Dicker)	2	-	-	-	147,947	340,000	40,812	281,016	-	117,301	11,179	-	-	938,254
Sugar Rd (Sioux-Owassa)	2	-	-	50,243	-	-	-	-	-	-	-	-	-	50,243
Thomas Rd (Jackson-Stewart)	2	-	162,225	-	-	-	-	-	-	-	-	-	-	162,225
BUS 83 PH I (US83-FM1427)	3	-	26,103	-	-	-	-	-	-	-	-	-	-	26,103
BUS 83 PH I Outfall	3	-	-	-	87,521	-	48,000	-	-	-	-	-	-	135,521
BUS 83 PH II (FM1427-Showers)	3	-	13,200	-	-	-	-	-	-	-	-	-	-	13,200
BUS 83 PH III (Showers-Penitas)	3	-	21,450	-	-	-	-	-	-	-	-	-	-	21,450
FM 681 (SH107-FM2221/FM492)	3	-	-	-	-	1,295,150	445,693	-	91,498	-	-	-	-	1,832,341
FM 1924 PH I (FM494-SH107)	3	-	-	476,567	118	-	-	-	-	-	-	-	-	476,685
FM 1924 PH I Outfall	3	-	-	-	815,421	-	-	-	-	-	-	-	-	815,421
FM 1924 PH II (SH107-FM492)	3	-	-	-	761,160	18,073	3,574	-	-	-	-	-	-	782,807
FM 1924 PH II Outfall	3	-	-	-	-	554,911	-	-	-	-	-	-	-	554,911
FM 2221/ FM 492 (FM681-SH364)	3	-	-	-	-	894,085	50,797	-	88,085	-	-	-	-	1,032,967
Mile 2 N. Rd (Moorefield-La Homa)	3	-	13,295	-	-	-	42,525	-	58,295	13,448	-	-	-	127,563
SH 364 (SH495-FM1924)	3	-	-	-	-	-	186,099	-	450,620	145,800	-	-	-	782,519
SH 495 Underpass/Abram	3	-	-	11,030	822,121	-	3,691	-	1,380	-	-	-	-	838,221
US 83 Palmview	3	-	98,463	-	-	6,499	-	-	-	-	-	-	-	104,962
10th Street (SH107-FM1925)	4	1,322,098	-	-	-	-	-	-	-	-	606,791	-	-	1,928,889
N Alamo Road	4	34,200	-	-	-	-	-	-	-	-	-	-	-	34,200
FM 1925 (Kenyon - 907)	4	-	-	-	-	-	-	-	30,017	-	-	-	-	30,017
FM 1925 (Sharp Realignment)	4	-	-	-	-	-	-	-	235,353	-	-	-	-	235,353
FM 1925 (10th Street - McColl)	4	-	-	-	-	-	-	-	248,590	-	-	-	-	248,590
FM 212B (SH107-US281)	4	-	91,668	-	-	-	-	-	-	-	-	-	-	91,668
FM 212B Drainage	4	-	-	200,798	-	-	-	-	-	-	-	-	-	200,798
North "I" Rd (Owassa-US281)	4	-	5,000	-	142,900	40,576	8,401	-	-	-	-	-	-	196,877
Ware Rd (Mile 3N-Mile 5N)	4	389,100	-	-	-	37,136	33,702	-	-	69,982	-	-	-	529,920
Ware Rd (Mile 3N-FM 1925)	4	-	-	-	-	-	-	-	333,274	-	-	-	-	333,274
Total		1,826,563	857,129	2,505,130	3,916,892	4,293,418	1,279,628	771,005	1,048,492	1,112,534	606,791	-	-	18,217,582