

# **RACIAL PROFILING REPORT 2016**

**The 2016 Racial Profiling Report is statistical data collected from traffic stops from January 1, 2016 through December 31, 2016. It is submitted in accordance with and adherence to Article 2.133 of the Texas Code of Criminal Procedure.**

**The information contained within this packet is available to the public in accordance with the Texas Open Records Act.**

# **TABLE OF CONTENTS**

**SEC. I**

**POPULATION**

**SEC. II**

**DETENTION DISPOSTIONS BY RACE**

**SEC. III**

**SEARCH STATUS**

**SEC. IV**

**RACIAL PROFILING REPORT  
SUBMITTED TO TCOLE**

**SEC. V**

**2015 SUPPLEMENT SURVEY  
PROFILE FOR HIDALGO COUNTY  
U.S. CENSUS BUREAU**








# POPULATION INFORMATION

## SECTION 1 POPULATION








ESTIMATED POPULATION FOR HIDALGO COUNTY IN 2015 IS :

 842,304

ESTIMATED RACIAL MAKE UP BY POPULATION FOR HIDALGO COUNTY IS

ETHNICITY		816,193	WHITE
		7,581	AFRICAN AMERICAN
		4,212	NATIVE AMERICAN
		9,265	ASIAN
		3,369	MULTI RACIAL
		769,024	HISPANICS
		58,961	NON HISPANICS

ESTIMATED RACIAL MAKEUP BY POPULATION PERCENTAGES

ETHNICITY		96.90%	WHITE
		0.90%	AFRICAN AMERICAN
		0.50%	NATIVE AMERICAN
		1.10%	ASIAN
		0.40%	MULTI RACIAL
		91.30%	HISPANICS
		7.00%	NON HISPANICS

FROM THE REPORTED POPULATION, IT IS EVIDENT THAT HISPANICS MAKEUP THE LARGEST SEGMENT OF THE POPULATION FOR HIDALGO COUNTY.

**HIDALGO COUNTY SHERIFF'S OFFICE  
RACE REPORT  
RACIAL PROFILE 01/01/2016 THRU 12/31/2016**

RACE		SUBTOTAL
<b>AFRICAN</b>	WARNINGS	24
	CITATIONS	7
	<b>TOTAL AFRICAN</b>	<u>31</u>
<b>ASIAN</b>	WARNINGS	11
	CITATIONS	0
	<b>TOTAL ASIAN</b>	<u>11</u>
<b>CAUCASIAN</b>	WARNINGS	2048
	CITATIONS	857
	<b>TOTAL CAUCASIAN</b>	<u>2905</u>
<b>HISPANIC</b>	WARNINGS	2360
	CITATIONS	1547
	<b>TOTAL HISPANIC</b>	<u>3907</u>
<b>MIDDLE EASTERN</b>	WARNINGS	4
	CITATIONS	0
	<b>TOTAL MIDDLE EASTERN</b>	<u>4</u>
<b>NATIVE AMERICAN</b>	WARNINGS	1
	CITATIONS	0
	<b>TOTAL NATIVE AMERICANS</b>	<u>1</u>
	<b>TOTAL RACE</b>	<u>6859</u>
	<b>TOTAL WARNINGS</b>	<u>4448</u>
	<b>TOTAL CITATIONS</b>	<u>2411</u>

**HIDALGO COUNTY SHERIFF'S OFFICE**

**SEARCH REPORT**

**RACIAL PROFILE 01/01/2016 THRU 12/31/2016**

<b>SEARCH CONDUCTED</b>	<b>YES</b>	<u><b>196</b></u>
-------------------------	------------	-------------------

<b>SEARCH CONDUCTED</b>	<b>NO</b>	<u><b>6,663</b></u>
-------------------------	-----------	---------------------

<b>GRAND TOTAL</b>		<u><b>6859</b></u>
--------------------	--	--------------------

# Racial Profiling Report | Tier one

**Agency Name:** Hidalgo County Sheriff's Office  
**Reporting Date:** 02/08/2017  
**TCOLE Agency Number:** 215100  
**Chief Administrator:** Eddie J.E. Guerra  
**Agency Contact Information:**  
**Phone:** 956-383-8114  
**Email:** N/A  
**Mailing Address:** 711 E. El Cibolo Rd.  
Edinburg Texas 78539

This Agency claims partial racial profiling report exemption because:

Our vehicles that conduct motor vehicle stops are equipped with video and audio equipment and we maintain videos for 90 days.

Certification to This Report 2.132 (Tier 1), Partial Exemption

Article 2.132(b) CCP Law Enforcement Policy on Racial Profiling

Hidalgo County Sheriff's Office has adopted a detailed written policy on racial profiling. Our policy:

- 1.) clearly defines acts constituting racial profiling;
- 2.) strictly prohibits peace officers employed by the Hidalgo County Sheriff's Office from engaging in racial profiling;
- 3.) implements a process by which an individual may file a complaint with the Hidalgo County Sheriff's Office if the individual believes that a peace officer employed by the Hidalgo County Sheriff's Office has engaged in racial profiling with respect to the individual;
- 4.) provides public education relating to the agency's complaint process;
- 5.) requires appropriate corrective action to be taken against a peace officer employed by the Hidalgo County Sheriff's Office who, after an investigation, is shown to have engaged in racial profiling in violation of the Hidalgo County Sheriff's Office's policy adopted under this article;
- 6.) require collection of information relating to motor vehicle stops in which a citation is issued and to arrests made as a result of those stops, including information relating to:

a.) the race or ethnicity of the individual detained;

b.) whether a search was conducted and, if so, whether the individual detained consented to the search; and

c.) whether the peace officer knew the race or ethnicity of the individual detained before detaining that individual; and

7.) require the chief administrator of the agency, regardless of whether the administrator is elected, employed, or appointed, to submit an annual report of the information collected under Subdivision(6) to:

a.) the Commission on Law Enforcement; and

b.) the governing body of each county or municipality served by the agency, if the agency is an agency of a county, municipality, or other political subdivision of the state.

**Executed by:** Eddie J.E. Guerra

Chief Administrator

**Hidalgo County Sheriff's Office**

**Date:** 02/08/2017

**Hidalgo County Sheriff's Office Motor Vehicle Racial Profiling Information**

Total stops: 6859

Number of motor vehicle stops

**Citation only: 6764**

**Arrest only: 67**

**Both: 28**

Race or ethnicity

**African: 31**

**Asian: 11**

**Caucasian: 2905**

**Hispanic: 3907**

**Middle eastern: 4**

**Native american: 1**

Was race known ethnicity known prior to stop?

**Yes: 0**

**No: 6859**

Was a search conducted

**Yes: 196**

**No: 6663**

Was search consented?

**Yes: 196**

**No: 0**

**Submitted electronically to the**



**The Texas Commission on Law Enforcement**



[www.census.gov/en.html](http://www.census.gov/en.html)

Search

## U.S. Census Quick Facts

### QuickFacts

#### Hidalgo County, Texas

QuickFacts provides statistics for all states and counties, and for cities and towns with a *population of 5,000 or more*.

All Topics	HIDALGO COUNTY, TEXAS
<b>People</b>	
<b>Population</b>	
Population estimates, July 1, 2016, (V2016)	NA
Population estimates, July 1, 2015, (V2015)	842,304
Population estimates base, April 1, 2010, (V2016)	NA
Population estimates base, April 1, 2010, (V2015)	774,774
Population, percent change - April 1, 2010 (estimates base) to July 1, 2016, (V2016)	NA
Population, percent change - April 1, 2010 (estimates base) to July 1, 2015, (V2015)	8.7%
Population, Census, April 1, 2010	774,769
<b>Age and Sex</b>	
Persons under 5 years, percent, July 1, 2015, (V2015)	9.7%
Persons under 5 years, percent, April 1, 2010	9.6%
Persons under 18 years, percent, July 1, 2015, (V2015)	33.4%
Persons under 18 years, percent, April 1, 2010	34.7%
Persons 65 years and over, percent, July 1, 2015, (V2015)	10.7%
Persons 65 years and over, percent, April 1, 2010	9.3%
Female persons, percent, July 1, 2015, (V2015)	51.2%
Female persons, percent, April 1, 2010	51.3%
<b>Race and Hispanic Origin</b>	
White alone, percent, July 1, 2015, (V2015) (a)	96.9%
White alone, percent, April 1, 2010 (a)	88.0%
Black or African American alone, percent, July 1, 2015, (V2015) (a)	0.9%
Black or African American alone, percent, April 1, 2010 (a)	0.6%
American Indian and Alaska Native alone, percent, July 1, 2015, (V2015) (a)	0.5%
American Indian and Alaska Native alone, percent, April 1, 2010 (a)	0.3%
Asian alone, percent, July 1, 2015, (V2015) (a)	1.1%
Asian alone, percent, April 1, 2010 (a)	1.0%
Native Hawaiian and Other Pacific Islander alone, percent, July 1, 2015, (V2015) (a)	Z
Native Hawaiian and Other Pacific Islander alone, percent, April 1, 2010 (a)	Z
Two or More Races, percent, July 1, 2015, (V2015)	0.4%
Two or More Races, percent, April 1, 2010	1.3%
Hispanic or Latino, percent, July 1, 2015, (V2015) (b)	91.3%
Hispanic or Latino, percent, April 1, 2010 (b)	90.6%
White alone, not Hispanic or Latino, percent, July 1, 2015, (V2015)	7.0%
White alone, not Hispanic or Latino, percent, April 1, 2010	7.8%
<b>Population Characteristics</b>	
Veterans, 2011-2015	21,610
Foreign born persons, percent, 2011-2015	28.8%
<b>Housing</b>	
Housing units, July 1, 2015, (V2015)	264,604
Housing units, April 1, 2010	248,287
Owner-occupied housing unit rate, 2011-2015	68.1%
Median value of owner-occupied housing units, 2011-2015	\$79,200
Median selected monthly owner costs -with a mortgage, 2011-2015	\$1,086
Median selected monthly owner costs -without a mortgage, 2011-2015	\$352
Median gross rent, 2011-2015	\$661
Building permits, 2015	4,306
<b>Families and Living Arrangements</b>	
Households, 2011-2015	224,021
Persons per household, 2011-2015	3.62
Living in same house 1 year ago, percent of persons age 1 year+, 2011-2015	88.9%
Language other than English spoken at home, percent of persons age 5 years+, 2011-2015	84.7%
<b>Education</b>	
High school graduate or higher, percent of persons age 25 years+, 2011-2015	62.1%
Bachelor's degree or higher, percent of persons age 25 years+, 2011-2015	16.7%
<b>Health</b>	
Persons with a disability, under age 65 years, percent, 2011-2015	9.4%
Persons without health insurance, under age 65 years, percent	33.8%
<b>Economy</b>	
In civilian labor force, total, percent of population age 16 years+, 2011-2015	57.9%
In civilian labor force, female, percent of population age 16 years+, 2011-2015	50.7%
Total accommodation and food services sales, 2012 (\$1,000) (c)	985,948
Total health care and social assistance receipts/revenue, 2012 (\$1,000) (c)	3,479,014

Total manufacturers shipments, 2012 (\$1,000) (c)	1,675,380
Total merchant wholesaler sales, 2012 (\$1,000) (c)	D
Total retail sales, 2012 (\$1,000) (c)	9,296,823
Total retail sales per capita, 2012 (c)	\$11,527
<b>Transportation</b>	
Mean travel time to work (minutes), workers age 16 years+, 2011-2015	22.1
<b>Income and Poverty</b>	
Median household income (in 2015 dollars), 2011-2015	\$34,782
Per capita income in past 12 months (in 2015 dollars), 2011-2015	\$14,689
Persons in poverty, percent	▲ 31.1%
<b>Businesses</b>	
Total employer establishments, 2014	11,780
Total employment, 2014	181,601
Total annual payroll, 2014 (\$1,000)	4,973,811
Total employment, percent change, 2013-2014	1.7%
Total nonemployer establishments, 2014	68,931
All firms, 2012	82,291
Men-owned firms, 2012	39,998
Women-owned firms, 2012	36,097
Minority-owned firms, 2012	72,857
Nonminority-owned firms, 2012	7,619
Veteran-owned firms, 2012	5,026
Nonveteran-owned firms, 2012	75,189
<b>Geography</b>	
Population per square mile, 2010	493.2
Land area in square miles, 2010	1,570.87
FIPS Code	48215

▲ This geographic level of poverty and health estimates are not comparable to other geographic levels of these estimates

Some estimates presented here come from sample data, and thus have sampling errors that may render some apparent differences between geographies statistically indistinguishable. Click the Quick Info icon to the left of each row in TABLE view to learn about sampling error.

The vintage year (e.g., V2015) refers to the final year of the series (2010 thru 2015). Different vintage years of estimates are not comparable.

- (a) Includes persons reporting only one race
- (b) Hispanics may be of any race, so also are included in applicable race categories
- (c) Economic Census - Puerto Rico data are not comparable to U.S. Economic Census data

- Suppressed to avoid disclosure of confidential information
- F Fewer than 25 firms
- FN Footnote on this item in place of data
- NA Not available
- S Suppressed; does not meet publication standards
- X Not applicable
- Z Value greater than zero but less than half unit of measure shown

QuickFacts data are derived from: Population Estimates, American Community Survey, Census of Population and Housing, Current Population Survey, Small Area Health Insurance Estimates, Small Area Income and Poverty Estimates, State and County Housing Unit Estimates, County Business Patterns, Nonemployer Statistics, Economic Census, Survey of Business Owners, Building Permits.

<p><b>ABOUT US</b>  <a href="#">(/www.census.gov/about.html)</a>                  Are You in a Survey?  <a href="#">(/www.census.gov/programs-surveys/are-you-in-a-survey.html)</a>                  FAQs <a href="#">(/ask.census.gov/)</a>                  Director's Corner  <a href="#">(/www.census.gov/about/leadership)</a>                  Regional Offices  <a href="#">(/www.census.gov/about/regions.html)</a>                  History  <a href="#">(/www.census.gov/about/history.html)</a>                  Research  <a href="#">(/www.census.gov/about/our-research.html)</a>                  Scientific Integrity  <a href="#">(/www.census.gov/about/policies/quality/accuracy/integrity.html)</a>                  Census Careers  <a href="#">(/www.census.gov/about/census-careers.html)</a>                  Diversity @ Census  <a href="#">(/www.census.gov/about/diversity-networks.html)</a>                  Business Opportunities  <a href="#">(/www.census.gov/about/business-opportunities.html)</a>                  Congressional and Intergovernmental  <a href="#">(/www.census.gov/about/congress-affairs.html)</a>                  Contact Us  <a href="#">(/www.census.gov/about/contact-us.html)</a></p>	<p><b>FIND DATA</b>                  QuickFacts  <a href="#">(/www.census.gov/data/data-tools/quickfacts.html)</a>                  American FactFinder  <a href="#">(/www.census.gov/data/data-tools/american-factfinder.html)</a>                  Population Finder  <a href="#">(/www.census.gov/data/data-tools/interactive-population-map.html)</a>                  2010 Census  <a href="#">(/www.census.gov/programs-surveys/decennial-census/2010-census.html)</a>                  Economic Census  <a href="#">(/www.census.gov/programs-surveys/econ_census.html)</a>                  Interactive Maps  <a href="#">(/www.census.gov/geography/international-census.html)</a>                  Training &amp; Workshops  <a href="#">(/www.census.gov/data/training-workshops.html)</a>                  Data Tools  <a href="#">(/www.census.gov/data/data-tools.html)</a>                  Developers  <a href="#">(/www.census.gov/developers/)</a>                  Catalogs  <a href="#">(/www.census.gov/data/product-catalog.html)</a>                  Publications  <a href="#">(/www.census.gov/library/publications.html)</a></p>	<p><b>BUSINESS &amp; INDUSTRY</b>                  Help With Your Forms  <a href="#">(/www.census.gov/topics/business/help.html)</a>                  Economic Indicators  <a href="#">(/www.census.gov/topics/economy/indicators.html)</a>                  Economic Census  <a href="#">(/www.census.gov/programs-surveys/econ_census.html)</a>                  E-Stats  <a href="#">(/www.census.gov/programs-surveys/e-stats.html)</a>                  International Trade  <a href="#">(/www.census.gov/topics/international-trade.html)</a>                  Export Codes  <a href="#">(/www.census.gov/topics/international-trade/schedule-b.html)</a>                  NAICS  <a href="#">(/www.census.gov/topics/economy/naics.html)</a>                  Governments  <a href="#">(/www.census.gov/topics/public-sector.html)</a>                  Local Employment Dynamics  <a href="#">(/www.census.gov/topics/employment.html)</a>                  Survey of Business Owners  <a href="#">(/www.census.gov/programs-surveys/sbo.html)</a></p>	<p><b>PEOPLE &amp; HOUSEHOLDS</b>                  2020 Census  <a href="#">(/www.census.gov/2020census/)</a>                  2010 Census  <a href="#">(/www.census.gov/programs-surveys/2010-census.html)</a>                  American Community Survey  <a href="#">(/www.census.gov/programs-surveys/acs/)</a>                  Income  <a href="#">(/www.census.gov/topics/income-poverty/income.html)</a>                  Poverty  <a href="#">(/www.census.gov/topics/income-poverty/poverty.html)</a>                  Population Estimates  <a href="#">(/www.census.gov/topics/population/estimates.html)</a>                  Projections  <a href="#">(/www.census.gov/topics/population/projections.html)</a>                  Health Insurance  <a href="#">(/www.census.gov/topics/health/insurance.html)</a>                  Housing  <a href="#">(/www.census.gov/topics/housing.html)</a>                  International  <a href="#">(/www.census.gov/topics/population/international.html)</a>                  Genealogy  <a href="#">(/www.census.gov/topics/population/genealogy.html)</a></p>	<p><b>SPECIAL TOPICS</b>                  Advisors, Centers and Research Programs  <a href="#">(/www.census.gov/about/partners.html)</a>                  Statistics in Schools  <a href="#">(/www.census.gov/schools/)</a>                  Tribal Resources (AIAN)  <a href="#">(/www.census.gov/about/congress-affairs/intergovernmental-affairs/tribal-affairs/tribal-resources.html)</a>                  Emergency Preparedness  <a href="#">(/www.census.gov/topics/preparedness.html)</a>                  Statistical Abstract  <a href="#">(/www.census.gov/library/publications/series/statistical_abstracts.html)</a>                  Special Census Program  <a href="#">(/www.census.gov/programs-surveys/specialcensus.html)</a>                  Data Linkage Infrastructure  <a href="#">(/www.census.gov/data/linkage/)</a>                  Fraudulent Activity &amp; Scams  <a href="#">(/www.census.gov/programs-surveys/are-you-in-a-survey/fraudulent-activity-and-scams.html)</a>                  USA.gov  <a href="#">(/www.usa.gov/)</a>                  BusinessUSA.gov  <a href="#">(/www.businessusa.gov/)</a>                  International  <a href="#">(/www.census.gov/topics/population/international.html)</a></p>	<p><b>NEWSROOM</b>  <a href="#">(/www.census.gov/newsroom.html)</a>                  News Releases  <a href="#">(/www.census.gov/newsroom/press-releases.html)</a>                  Release Schedule  <a href="#">(/www.calendarweb.com/calendars/calendar.php?crd=cens1sample&amp;cid[]=31793)</a>                  Facts for Features  <a href="#">(/www.census.gov/newsroom/facts-for-features.html)</a>                  Stats for Stories  <a href="#">(/www.census.gov/newsroom/stories.html)</a>                  Social Media  <a href="#">(/www.census.gov/about/contact-us/social_media.html)</a></p> <p><b>CONNECT WITH US</b>  <a href="#">(/www.census.gov/about/contact-us/social_media.html)</a>  <a href="#">(/twitter.com/usensusbureau)</a>      <a href="#">(/www.youtube.com/user/usensusbureau)</a>    <a href="#">(/www.census.gov/subscribe/rss/)</a></p>
---	--	--	--	---	---

[\(/public.govdelivery.com/accounts/USCENSUS/subscribe/new\)](#)  
 FOIA [\(/www.census.gov/foia/\)](#) | Data Protection and Privacy Policy [\(/www.census.gov/privacy/\)](#) | U.S. Department of Commerce [\(/www.commerce.gov/\)](#)