



HIDALGO COUNTY TAX ASSESSOR-COLLECTOR



▣ STATEMENT OF REVENUE COLLECTIONS

COUNTY SERVICES

Most vehicle title and registration services:

- Initial registration (license plates and registration stickers)
- Registration renewals
- Vehicle title transfers
- Change of address on motor vehicle records
- Disabled person license plates and parking placards
- Duplicate registration receipt
- Temporary permits, such as 30-Day Permits and One-Trip Permits
- Exempt registration
- Specialty license plates



Registration and Title Summary Report

Motor Vehicle Transaction Services

2016

1	ANTIQUE MOTORCYCLE PLT	9	22	PASSENGER AND TRUCK PLT	146,775
2	ANTIQUE PLT	125	23	PERMIT PLATE	2
3	BLUE DISABLED PLACARD	16,934	24	PLATE STICKER	39,902
4	COMBINATION PLT	3,543	25	PRIVATE BUS PLATE	19
5	COTTON PLT	10	26	RED DISABLED PLACARD	2,073
6	DISABLED MOTORCYCLE PLT	10	27	SEASONAL AG PERMIT	87
7	DISABLED PERSON PLT	1,859	28	SOIL CONSERVATION PLT	3
8	EXEMPT DOUBLE PLT	1,949	29	TEMP NON-RES PERMIT(IN)	-
9	EXEMPT MOTORCYCLE PLT	4	30	TOKEN TRAILER PLT	2,430
10	EXEMPT SINGLE PLT	177	31	TOW TRUCK PLT(LARGE)	55
11	FARM TRK TRACTOR PLT	5	32	TRAVEL TRAILER PLT	1,438
12	FARM TRAILER PLT	906	33	TRAILER PLT	5,933
13	FARM TRUCK PLT	314	34	TRUCK PLATE	-
14	FORM 31-RTS	-	35	WINSHIELD STICKER	541,386
15	MACHINERY PLT	49	36	144-HR PERMIT	470
16	MILITARY VEHICLE PLT	1	37	30 DAY MOTORCYCLE PERMIT	10
17	MOPED PLT	10	38	30 DAY PERMIT	3,655
18	MOTOR BUS PLT	4	39	72-HOUR PERMIT	679
19	MOTORCYCLE PLT	1,497		TOTAL TRANSACTIONS:	774,282
20	ONE TRIP MC PERMIT	25			
21	ONE -TRIP PERMIT	1,934		TOTAL COLLECTIONS:	\$ 167,046,760.13

Registration and Title Summary Report

Motor Vehicle Transaction Services

Jan-Jun 2017

1	ANTIQUE MOTORCYCLE PLT	1	22	PASSENGER AND TRUCK PLT	61,995
2	ANTIQUE PLT	56	23	PERMIT PLATE	4
3	BLUE DISABLED PLACARD	8,940	24	PLATE STICKER	21,609
4	COMBINATION PLT	2,973	25	PRIVATE BUS PLATE	12
5	COTTON PLT	-	26	RED DISABLED PLACARD	1,150
6	DISABLED MOTORCYCLE PLT	3	27	SEASONAL AG PERMIT	79
7	DISABLED PERSON PLT	759	28	SOIL CONSERVATION PLT	2
8	EXEMPT DOUBLE PLT	331	29	TEMP NON-RES PERMIT(IN)	2
9	EXEMPT MOTORCYCLE PLT	-	30	TOKEN TRAILER PLT	1,049
10	EXEMPT SINGLE PLT	84	31	TOW TRUCK PLT(LARGE)	25
11	FARM TRK TRACTOR PLT	2	32	TRAVEL TRAILER PLT	797
12	FARM TRAILER PLT	319	33	TRAILER PLT	2,053
13	FARM TRUCK PLT	128	34	TRUCK PLATE	-
14	FORM 31-RTS	-	35	WINSHIELD STICKER	285,217
15	MACHINERY PLT	30	36	144-HR PERMIT	208
16	MILITARY VEHICLE PLT	-	37	30 DAY MOTORCYCLE PERMIT	12
17	MOPED PLT	2	38	30 DAY PERMIT	1,997
18	MOTOR BUS PLT	-	39	72-HOUR PERMIT	271
19	MOTORCYCLE PLT	579		TOTAL TRANSACTIONS:	391,367
20	ONE TRIP MC PERMIT	7			
21	ONE -TRIP PERMIT	671		TOTAL COLLECTIONS:	\$ 85,628,513.34

FEE CHART BREAKDOWN

WALK IN - MAIL IN - FLEET - IRP (PASSENGER-LESS/EQL 6000)

Renewal Fee \$ 84.00		<u>RMA</u>	<u>County</u>	<u>State</u>
Inspection Fee	\$ 7.50			\$ 7.50
License Fee Commission	\$ 50.75			\$ 50.75
Processing & Handling Fee	\$ 4.75		\$ 2.30	\$ 2.45
Reg Fee - DPS	\$ 1.00			\$ 1.00
County Road & Bridge	\$ 10.00		\$ 10.00	\$ -
County Mobility Fee	\$ 10.00	\$ 10.00		\$ -
	\$ 84.00	\$ 10.00	\$ 12.30	\$ 61.70

Percentage Due to Entity	12%	15%	73%
--------------------------	-----	-----	-----

Title Fee \$ 28.00		<u>RMA</u>	<u>County</u>	<u>State</u>
Title App Fee	\$ 13.00		\$ 5.00	\$ 8.00
Texas Mobility Fund	\$ 15.00		\$ -	\$ 15.00
	\$ 28.00	\$ -	\$ 5.00	\$ 23.00

Percentage Due to Entity	-	18%	82%
--------------------------	---	-----	-----

FEE CHART BREAKDOWN

WALK IN - MAIL IN - FLEET - IRP (TRUCK-LESS/EQL 1 TON)

Renewal Fee \$ 87.25			RMA	County	State
Inspection Fee	\$	7.50			\$ 7.50
License Fee Commission	\$	54.00			\$ 54.00
Processing & Handling Fee	\$	4.75		\$ 2.30	\$ 2.45
Reg Fee - DPS	\$	1.00			\$ 1.00
County Road & Bridge	\$	10.00		\$ 10.00	\$ -
County Mobility Fee	\$	10.00	\$ 10.00		\$ -
	\$	87.25	\$ 10.00	\$ 12.30	\$ 64.95

Percentage Due to Entity		11%	14%	74%
--------------------------	--	-----	-----	-----

Title Fee \$ 28.00			RMA	County	State
Title App Fee	\$	13.00		\$ 5.00	\$ 8.00
Texas Mobility Fund	\$	15.00		\$ -	\$ 15.00
	\$	28.00	\$ -	\$ 5.00	\$ 23.00

Percentage Due to Entity		-	18%	82%
--------------------------	--	---	-----	-----

FEE CHART BREAKDOWN

ONLINE

Renewal Fee		RMA	County	State
\$ 83.00				
Inspection Fee	\$ 7.50			\$ 7.50
License Fee Commission	\$ 50.75			\$ 50.75
Processing & Handling Fee	\$ 3.75		\$ 0.25	\$ 3.50
Reg Fee - DPS	\$ 1.00			\$ 1.00
County Road & Bridge	\$ 10.00		\$ 10.00	\$ -
County Mobility Fee	\$ 10.00	\$ 10.00		\$ -
	\$ 83.00	\$ 10.00	\$ 10.25	\$ 62.75
Percentage Due to Entity		12%	12%	76%

FEE CHART BREAKDOWN

FULL SERVICE DEPUTY

Renewal Fee	Full Service			
	Deputy	RMA	County	State
\$ 93.00				
Inspection Fee	\$ 7.50			\$ 7.50
License Fee Commission	\$ 50.75			\$ 50.75
Processing & Handling Fee	\$ 4.75	1.00	\$ 1.30	\$ 2.45
Reg Fee - DPS	\$ 1.00			\$ 1.00
County Road & Bridge	\$ 10.00		\$ 10.00	\$ -
County Mobility Fee	\$ 10.00	\$ 10.00		\$ -
Automation Fee	\$ -			\$ -
	\$ 84.00	1.00	\$ 10.00	\$ 11.30
				\$ 61.70
Convenience Fee	\$ 9.00	\$ 9.00		\$ -
TOTAL FEE:	\$ 93.00	\$ 10.00	\$ 10.00	\$ 11.30
				\$ 61.70
Percentage Due to Entity		11%	11%	12%
				66%

Title Fee	RMA				County		State	
\$ 48.00								
Title App Fee	\$ 13.00			\$ 5.00	\$ 8.00			
Texas Mobility Fund	\$ 15.00			\$ -	\$ 15.00			
	\$ 28.00			\$ -	\$ 5.00		\$ 23.00	
Convenience Fee	\$ 20.00	\$ 20.00				\$ -		
TOTAL FEE:	\$ 48.00	\$ 20.00	\$ -	\$ 5.00	\$ 23.00			
Percentage Due to Entity		42%	0%	10%	48%			

FEE CHART BREAKDOWN

DEALER DEPUTY

		Dealer Deputy			
		RMA	County	State	
Renewal Fee					
	\$ 94.00				
Inspection Fee	\$ 7.50				\$ 7.50
License Fee Commission	\$ 50.75				\$ 50.75
Processing & Handling Fee	\$ 4.75	\$ 1.00	\$ 1.30		\$ 2.45
Reg Fee - DPS	\$ 1.00				\$ 1.00
County Road & Bridge	\$ 10.00		\$ 10.00		\$ -
County Mobility Fee	\$ 10.00	\$ 10.00			\$ -
	\$ 84.00	\$ 1.00	\$ 10.00	\$ 11.30	\$ 61.70
Convenience Fee	10.00	\$ 10.00			\$ -
TOTAL FEE:	\$ 94.00	\$ 11.00	\$ 10.00	\$ 11.30	\$ 61.70
Percentage Due to Entity		12%	11%	12%	66%

		RMA	County	State
Title Fee				
	\$ 28.00			
Title App Fee	\$ 13.00		\$ 5.00	\$ 8.00
Texas Mobility Fund	\$ 15.00		\$ -	\$ 15.00
	\$ 28.00	\$ -	\$ 5.00	\$ 23.00
Percentage Due to Entity		-	18%	82%

FEE CHART BREAKDOWN

LIMITED DEPUTY

		Limited			
		Deputy	RMA	County	State
Renewal Fee					
	\$ 84.00				
Inspection Fee	\$ 7.50				\$ 7.50
License Fee Commission	\$ 50.75				\$ 50.75
Processing & Handling Fee	\$ 4.75	1.00		\$ 1.30	\$ 2.45
Reg Fee - DPS	\$ 1.00				\$ 1.00
County Road & Bridge	\$ 10.00			\$ 10.00	\$ -
County Mobility Fee	\$ 10.00		\$ 10.00		\$ -
	\$ 84.00	\$ 1.00	\$ 10.00	\$ 11.30	\$ 61.70
Percentage Due to Entity		1%	12%	13%	73%

**PABLO (PAUL) VILLARREAL, JR TAX ASSESSOR & COLLECTOR
STATEMENT OF REVENUE COLLECTED
FOR FISCAL YEAR 2016**

<u>MOTOR VEHICLE DEPARTMENT:</u>	<u>2016</u>	<u>2015</u>	<u>Difference</u>	<u>% Increase -% Decrease</u>
<u>AUTO FEES COLLECTED:</u>				
REGISTRATION G F - COMMISSIONS (GF)	1,780,146.79	1,788,536.50	-8,389.71	-0.47%
REGISTRATION ROAD & BRIDGE FUND (SRF)	360,000.00	360,000.00	0.00	0.00%
REGISTRATION 5% CREDIT OF SALES TAX (SRF)	0.00	0.00	0.00	#DIV/0!
100% PYMT of 5% CREDIT OF SALES TAX (GF)	5,381,015.03	5,203,284.98	177,730.05	3.42%
ROAD & BRIDGE - ADDITIONAL \$10.00 (SRF)	6,045,930.00	5,747,790.00	298,140.00	5.19%
<u>TOTAL AUTO FEES COLLECTED</u>	<u>13,567,091.82</u>	<u>13,099,611.48</u>	<u>467,480.34</u>	<u>3.57%</u>
CERTIFICATE OF TITLE (178,067 *) (GF)	890,335.00	853,635.00	36,700.00	4.30%
BEER - WINE (GF)	132,510.75	80,935.25	51,575.50	63.72%
COUNTY BEER - WINE COMMISSIONS (GF)	18,060.25	8,837.75	9,222.50	104.35%
FRAUD INSPECTION FEE (GF)	1,000.00	800.00	200.00	25.00%
MISC-COPY FEES (GF)	503.30	847.81	-344.51	-40.64%
MISC-NSF CHARGE FEES (GF)	6,660.25	6,698.25	-38.00	-0.57%
CITY SCOFFLAW FEES (GF)	27,952.20	340.00	27,612.20	8121.24%
INTERST EARNED - INVESTMENTS				
<u>TOTAL COUNTY COLLECTIONS</u>	<u>14,644,113.57</u>	<u>14,051,705.54</u>	<u>592,408.03</u>	<u>4.22%</u>
REGIONAL MOBILITY AUTHORITY RMA TOTAL COLLECTIONS	6,045,810.00	5,747,734.00	298,076.00	5.19%
<u>TOTAL COUNTY COLLECTIONS AND RMA</u>	<u>20,689,923.57</u>	<u>19,799,439.54</u>	<u>890,484.03</u>	<u>4.50%</u>

(GF) GENERAL FUND

(SRF) SPECIAL REVENUE FUND

* DENOTES TOTAL QUANTITY PROCESSED IN 2016

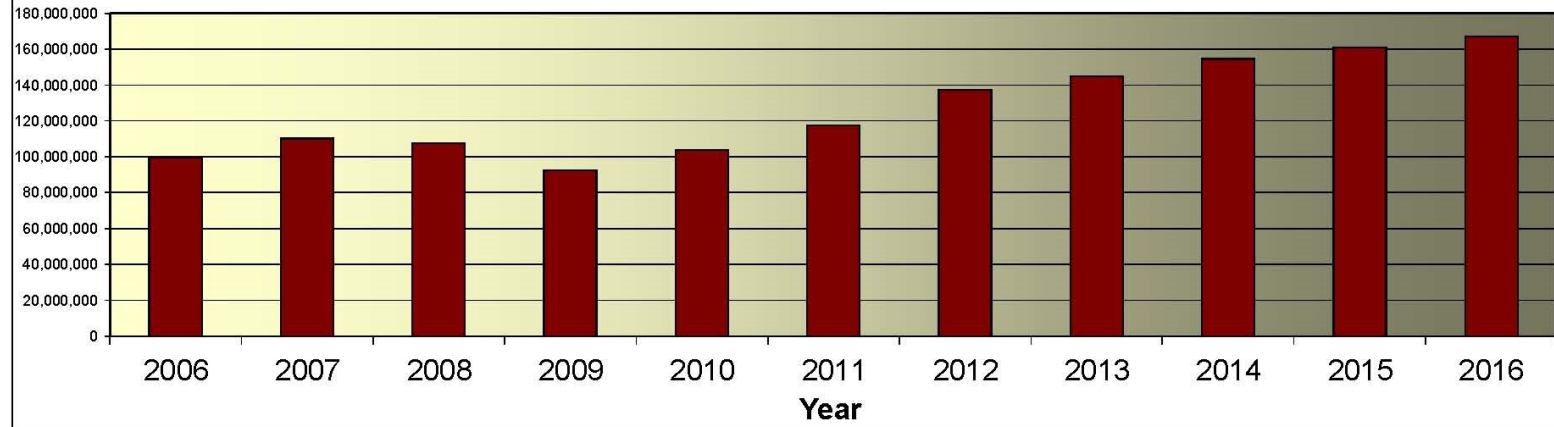
**PABLO (PAUL) VILLARREAL, JR TAX ASSESSOR & COLLECTOR
STATEMENT OF REVENUE COLLECTED
FOR FISCAL YEAR 2016**

<u>MOTOR VEHICLE DEPARTMENT:</u>	<u>2016</u>	<u>2015</u>	<u>Difference</u>	<u>% Increase -% Decrease</u>
<u>FEES COLLECTED FOR STATE:</u>				
REGISTRATION	37,210,354.66	35,637,619.35	1,572,735.31	4.41%
CERTIFICATE OF TITLE (178,067 *)	1,424,536.00	1,365,816.00	58,720.00	4.30%
REBUILT FEE (13,470 *)	875,550.00	669,825.00	205,725.00	30.71%
SALES TAX	102,541,836.01	101,433,924.11	1,107,911.90	1.09%
SPECIAL PLATES	177,337.39	150,057.15	27,280.24	18.18%
INSPECTION FEE	4,299,466.70	1,929,719.75	2,369,746.95	122.80%
FARMER'S FUND	5,970.00	5,785.00	185.00	3.20%
<u>TOTAL STATE COLLECTIONS</u>	<u>146,535,050.76</u>	<u>141,192,746.36</u>	<u>5,342,304.40</u>	<u>3.78%</u>
<u>TOTAL MOTOR VEHICLE DEPT. REVENUE</u>	<u>167,224,974.33</u>	<u>160,992,185.90</u>	<u>6,232,788.43</u>	<u>3.87%</u>

* DENOTES TOTAL QUANTITY PROCESSED IN 2016

REVISED 01/23/2017

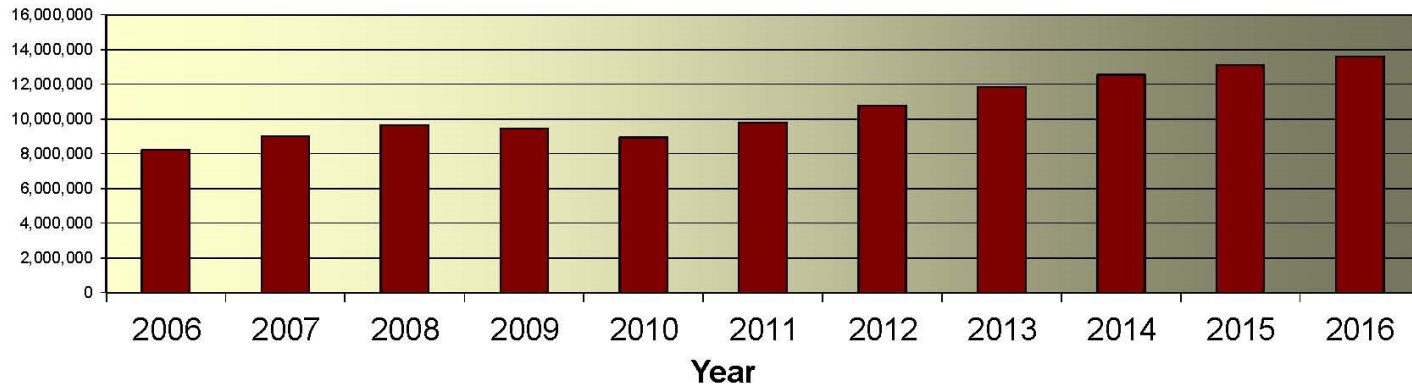
Motor Vehicle Registration Gross Collections



	2006	2007	2008	2009	2010	2011	2012	2013	2014	2015	2016
Gross Collections	99,692,140	110,194,009	107,667,136	92,513,416	103,922,453	117,389,065	137,268,438	144,735,132	154,472,680	160,992,186	167,224,974
Annual Increase		10,501,869	-2,526,873	-15,153,720	11,409,037	13,466,612	19,879,373	7,466,694	9,737,548	6,519,506	6,232,788
Annual % Increase		10.53%	-2.29%	-14.07%	12.33%	12.96%	16.93%	5.44%	6.73%	4.22%	3.87%
Total Increase to 2006		10,501,869	7,974,996	-7,178,724	4,230,313	17,696,925	37,576,298	45,042,992	54,780,540	61,300,046	67,532,834
Total % Increase 2006		10.53%	8.00%	-7.20%	4.24%	17.75%	37.69%	45.18%	54.95%	61.49%	67.74%

REVISED 01/23/2017

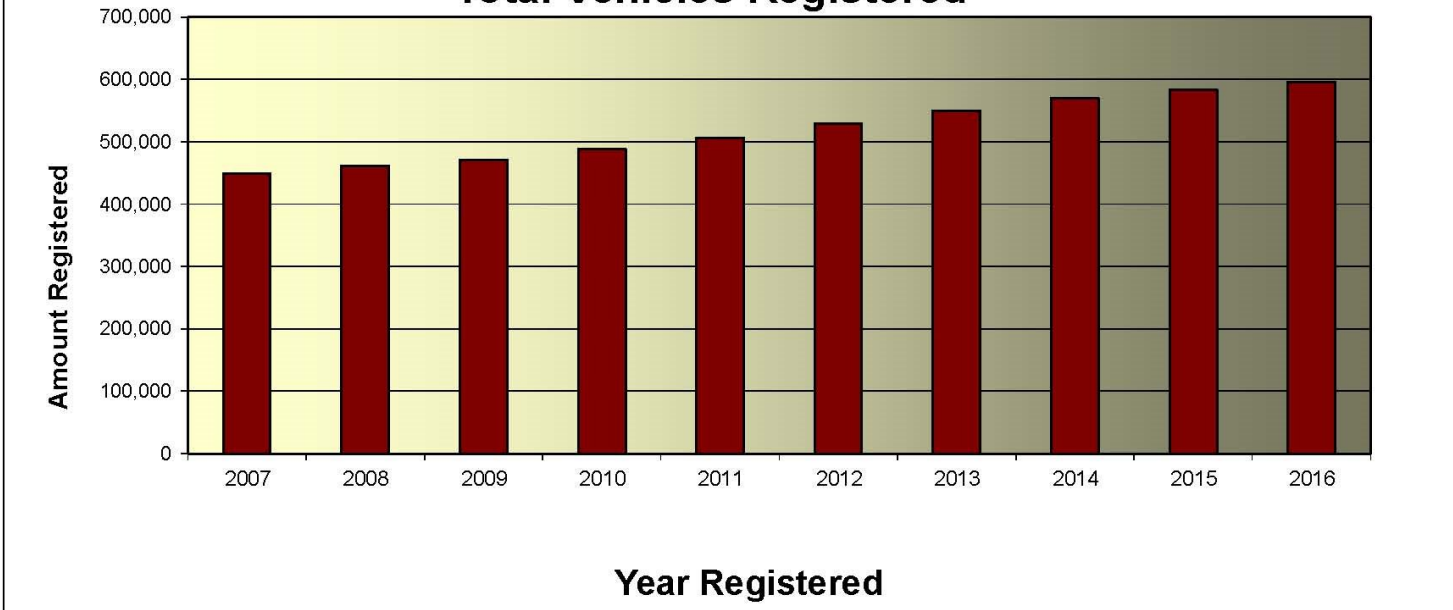
Motor Vehicle Registration Net Commissions & Fees



	2006	2007	2008	2009	2010	2011	2012	2013	2014	2015	2016
Net Comm. & Fees	8,232,566	8,987,648	9,642,278	9,439,309	8,925,194	9,767,927	10,751,862	11,833,487	12,555,127	13,099,611	13,567,092
Annual Increase		755,082	654,630	-202,969	-514,115	842,733	983,935	1,081,625	721,640	544,485	467,480
Percent Increase		9.17%	7.28%	-2.10%	-5.45%	9.44%	10.07%	10.06%	6.10%	4.34%	3.57%
Total Increase to 2005		755,082	1,409,712	1,206,743	692,628	1,535,361	2,519,295	3,600,920	4,322,560	4,867,045	5,334,525
Total% Increase to 2005		9.17%	17.12%	14.66%	8.41%	18.65%	30.60%	43.74%	52.51%	59.12%	64.80%

As of 07-26-2017


Hidalgo County Tax Assessor Collector Department of Motor Vehicle Total Vehicles Registered




	2007	2008	2009	2010	2011	2012	2013	2014	2015	2016
No. Veh. Reg.	448,839	462,051	470,371	488,215	505,523	529,102	549,205	568,966	583,042	595,640
Increase	24,574	13,212	8,320	17,844	17,308	23,579	20,103	19,761	14,076	12,598
Percent Increase	5.79%	2.94%	1.80%	3.79%	3.55%	4.66%	3.80%	3.60%	2.47%	2.16%
Total Increase to 2007		13,212	21,532	39,376	56,684	80,263	100,366	120,127	134,203	146,801
Total% Increase to 2007		2.94%	4.80%	8.77%	12.63%	17.88%	22.36%	26.76%	29.90%	32.71%
# of Employees	69	72	72	72	72	72	75	83	82	82
Vehicles Per Employee	6505	6417	6533	6781	7021	7349	7323	6855	7110	7264



EXPRESS
LANE
RENEWALS
ONLY



EXPRESS
LANE
RENEWAL
ONLY



RENEWAL
ONLY

MOTOR VEHICLES

SEVERAL
COUNTERS IN USE

QUIET
PLEASE!
LISTEN FOR
YOUR NUMBER!



THANK YOU

