

Office of Tax Assessor - Collector
COUNTY of HIDALGO

Pablo "Paul" Villarreal, Jr. RTA



P.O. Box 178
Edinburg, Texas 78540-0178
Ph. (956) 318-2157
Fax (956) 318-2733
www.hidalgocountytax.org

July 31, 2017

Honorable Ramon Garcia
Hidalgo County Judge
100 E. Cano St., 2nd Floor
Edinburg, TX 78539

Dear Judge Garcia,

As per Sec. 31.10(b) of the Texas Property Tax Code, enclosed please find the Annual Report of all property taxes collected for the period of July 1, 2016 through June 30, 2017.

Please contact this office if you have any questions in regards to the report.

Very truly yours,

Pablo "Paul" Villarreal, Jr., PCC
Hidalgo County Tax Assessor-Collector

PVJ
Encl.

Xc: Hon. Commissioner's Court Members
Hon. Ray Eufrazio, Hidalgo County Auditor



2804 S. Bus. Hwy 281 • Edinburg, Texas 78539

HIDALGO COUNTY ANNUAL TAX COLLECTION REPORT

JULY 01, 2016 THRU JUNE 30, 2017

TABLE OF CONTENTS

PART 1 COUNTY ANNUAL TAX COLLECTIONS REPORT
PART 2 ROADS/STATE ANNUAL TAX COLLECTIONS REPORT
PART 3 CURRENT/DELINQUENT COLLECTIONS REPORT
PART 4 RECAP REPORT
PART 5 REMITTANCES

PABLO "PAUL" VILLARREAL JR.
TAX ASSESSOR/COLLECTOR
2804 S. BUS. HWY 281
EDINBURG, TEXAS 78539

PART 1

COUNTY ANNUAL TAX COLLECTIONS REPORT

**PABLO "PAUL" VILLARREAL JR., TAX ASSR & COLL
HIDALGO COUNTY ANNUAL TAX REPORT
JULY 01, 2016 THRU JUNE 30, 2017**

TAX COLLECTIONS	BASE	PEN & INT	ATTY FEE	
CURRENT	176,643,278.06	1,723,610.15	37,766.85	
DELINQUENT	9,298,525.29	3,422,482.52	1,753,607.86	
ROLLBACK	703,640.22	8,258.14	2,309.29	
TOTALS	<u>186,645,443.57</u>	<u>5,154,350.81</u>	<u>1,793,684.00</u>	<u>193,593,478.38</u>
TAX CERTIFICATES			7,540.00	
MISCELLANEOUS			24,815.35	
NSF CHARGE FEES			16,816.86	
SI FINES/FEES			202,220.27	
STREET LIGHT FEES			36,772.78	
HOSPITAL DISTRICT FUNDING			64,794,768.03	
OTHER REVENUE TOTALS				<u>65,082,933.29</u>
TOTAL COLLECTED 2016-2017 HIDALGO COUNTY				<u>258,676,411.67</u>

DISBURSEMENTS	
ATTORNEY FEES	1,793,684.00
HCAD RENDITON PENALTY FEE	7,958.04
COURT ORDERED CREDITS	1,231.50
TOTAL HCAD	<u>9,189.54</u>
CURRENT YEAR REFUNDS	(300,378.52)
PRIOR YEAR REFUNDS	(327,756.95)
TOTAL REFUNDS NETTED FROM TAX COLLECTIONS	<u>(628,135.47)</u>

RECAP


TOTAL CURRENT/DELINQUENT/ROLLBACK BASE	186,645,443.57	
TOTAL PENALTY & INTEREST	5,154,350.81	
TOTAL TAX COLLECTIONS	<u>191,799,794.38</u>	
TOTAL ATTORNEY FEES	<u>1,793,684.00</u>	
OTHER REVENUE TOTALS	65,082,933.29	
TOTAL	258,048,276.20	
LESS REFUNDS DISBURSED THRU FISCAL YEAR	(628,135.47)	
TOTAL COLLECTED 2016/2017	<u>258,676,411.67</u>	
LESS ATTY FEES & HCAD RENDITION FEE & CREDITS	<u>1,802,873.54</u>	
TOTAL REVENUE DISBURSED TO HIDALGO COUNTY		<u>256,873,538.13</u>
TOTAL DISBURSED 2016-2017 HIDALGO COUNTY		<u>258,676,411.67</u>
		DIFF. -

AFFIDAVIT

I, PABLO "PAUL" VILLARREAL JR., TAX ASSESSOR-COLLECTOR OF TAXES FOR HIDALGO COUNTY DO SOLEMNLY SWEAR THAT THE ABOVE STATEMENT OF TAXES COLLECTED BY ME FOR THE FISCAL YEAR ENDING 2016-2017 IS CORRECT.

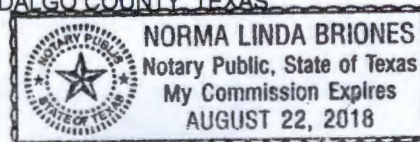
Pablo Paul Villarreal Jr.

 ASSESSOR-COLLECTOR OF TAXES FOR HIDALGO COUNTY, TEXAS



SWORN AND SUBSCRIBED BEFORE ME THIS 31ST DAY OF JULY 2017

 NOTARY PUBLIC, HIDALGO COUNTY, TEXAS



YEAR	FUND	TAX RATE	LEVY PAID	DISCOUNT GIVEN	PENALTY INTEREST	TIF AMOUNT	DISBURSE TOTAL	ATTORNEY	OTHER FEES	REFUND AMOUNT	PAYMENT AMOUNT
2016	M & O	.518600	155,266,449.81	.00	1,515,025.48	4,296,753.77-	152,484,721.52	37,766.85	.00	.00	156,819,242.14
	I & S	.071400	21,376,828.25	.00	208,584.67	591,569.21-	20,993,843.71	.00	.00	.00	21,585,412.92
	TOTAL	.590000	176,643,278.06	.00	1,723,610.15	4,888,322.98-	173,478,565.23	37,766.85	.00	.00	178,404,655.06
2015	M & O	.522500	4,880,603.12	.00	1,026,037.20	162,583.15-	5,744,057.17	930,388.14	.00	.00	6,837,028.46
	I & S	.067500	630,508.76	.00	132,548.33	21,003.58-	742,053.51	.00	.00	.00	763,057.09
	TOTAL	.590000	5,511,111.88	.00	1,158,585.53	183,586.73-	6,486,110.68	930,388.14	.00	.00	7,600,085.55
2014	M & O	.530800	1,397,773.86	.00	470,298.99	23,307.00-	1,844,765.85	289,706.25	.00	.00	2,157,779.10
	I & S	.059200	155,893.33	.00	52,453.20	2,599.47-	205,747.06	.00	.00	.00	208,346.53
	TOTAL	.590000	1,553,667.19	.00	522,752.19	25,906.47-	2,050,512.91	289,706.25	.00	.00	2,366,125.63
2013	M & O	.520800	671,466.88	.00	299,027.11	4,454.48-	966,039.51	141,519.10	.00	.00	1,112,013.09
	I & S	.069200	89,218.83	.00	39,732.88	591.87-	128,359.84	.00	.00	.00	128,951.71
	TOTAL	.590000	760,685.71	.00	338,759.99	5,046.35-	1,094,399.35	141,519.10	.00	.00	1,240,964.80
2012	M & O	.523500	380,179.26	.00	211,027.00	873.65-	590,332.61	87,001.44	.00	.00	678,207.70
	I & S	.066500	48,293.65	.00	26,806.90	110.96-	74,989.59	.00	.00	.00	75,100.55
	TOTAL	.590000	428,472.91	.00	237,833.90	984.61-	665,322.20	87,001.44	.00	.00	753,308.25
2011	M & O	.522500	241,201.21	.00	167,599.91	2,258.49-	406,542.63	64,167.95	.00	.00	472,969.07
	I & S	.067500	31,160.06	.00	21,651.65	291.77-	52,519.94	.00	.00	.00	52,811.71
	TOTAL	.590000	272,361.27	.00	189,251.56	2,550.26-	459,062.57	64,167.95	.00	.00	525,780.78
2010	M & O	.510700	165,229.75	.00	137,701.68	167,355.25-	135,576.18	48,504.17	.00	.00	351,435.60
	I & S	.079300	25,656.30	.00	21,381.69	25,986.44-	21,051.55	.00	.00	.00	47,037.99
	TOTAL	.590000	190,886.05	.00	159,083.37	193,341.69-	156,627.73	48,504.17	.00	.00	398,473.59
2009	M & O	.512700	112,205.43	.00	109,159.08	163,729.92-	57,634.59	35,875.62	.00	.00	257,240.13
	I & S	.077300	16,917.06	.00	16,457.92	24,685.62-	8,689.36	.00	.00	.00	33,374.98
	TOTAL	.590000	129,122.49	.00	125,617.00	188,415.54-	66,323.95	35,875.62	.00	.00	290,615.11
2008	M & O	.519100	75,680.61	.00	91,384.53	5,923,526.46	16,090,591.60	25,716.33	.00	.00	192,781.47
	I & S	.070900	10,336.78	.00	12,481.37	2,174,875.81	2,197,693.96	.00	.00	.00	22,818.15
	TOTAL	.590000	86,017.39	.00	103,865.90	8,098,402.27	18,288,285.56	25,716.33	.00	.00	215,599.62
2007	M & O	.515500	65,981.23	.00	72,788.43	.00	138,769.66	20,815.74	.00	.00	159,585.40
	I & S	.074500	9,535.68	.00	10,519.41	.00	20,055.09	.00	.00	.00	20,055.09
	TOTAL	.590000	75,516.91	.00	83,307.84	.00	158,824.75	20,815.74	.00	.00	179,640.49
2006	M & O	.520000	49,610.21	.00	60,714.73	.00	110,324.94	15,471.12	.00	.00	125,796.06
	I & S	.070000	6,678.32	.00	8,173.18	.00	14,851.50	.00	.00	.00	14,851.50
	TOTAL	.590000	56,288.53	.00	68,887.91	.00	125,176.44	15,471.12	.00	.00	140,647.56
2005	M & O	.527100	41,111.06	.00	54,792.86	.00	95,903.92	14,393.40	.00	.00	110,297.32
	I & S	.062900	4,905.83	.00	6,538.58	.00	11,444.41	.00	.00	.00	11,444.41
	TOTAL	.590000	46,016.89	.00	61,331.44	.00	107,348.33	14,393.40	.00	.00	121,741.73

YEAR	FUND	TAX RATE	LEVY PAID	DISCOUNT GIVEN	PENALTY INTEREST	TIF AMOUNT	DISBURSE TOTAL	ATTORNEY	OTHER FEES	REFUND AMOUNT	PAYMENT AMOUNT
2004	M & O	.525800	31,250.93	.00	45,628.18	.00	76,879.11	11,878.42	.00	.00	88,757.53
	I & S	.064200	3,815.73	.00	5,571.15	.00	9,386.88	.00	.00	.00	9,386.88
	TOTAL	.590000	35,066.66	.00	51,199.33	.00	86,265.99	11,878.42	.00	.00	98,144.41
2003	M & O	.526800	23,234.56	.00	36,771.05	.00	60,005.61	9,397.32	.00	.00	69,402.93
	I & S	.063200	2,787.39	.00	4,411.34	.00	7,198.73	.00	.00	.00	7,198.73
	TOTAL	.590000	26,021.95	.00	41,182.39	.00	67,204.34	9,397.32	.00	.00	76,601.66
2002	M & O	.521500	20,684.78	.00	35,145.40	.00	55,830.18	8,829.76	.00	.00	64,659.94
	I & S	.068500	2,716.99	.00	4,616.39	.00	7,333.38	.00	.00	.00	7,333.38
	TOTAL	.590000	23,401.77	.00	39,761.79	.00	63,163.56	8,829.76	.00	.00	71,993.32
2001	M & O	.459300	16,090.31	.00	29,558.86	.00	45,649.17	7,375.37	.00	.00	53,024.54
	I & S	.060200	2,108.91	.00	3,874.20	.00	5,983.11	.00	.00	.00	5,983.11
	TOTAL	.519500	18,199.22	.00	33,433.06	.00	51,632.28	7,375.37	.00	.00	59,007.65
2000	M & O	.445400	13,217.52	.00	25,837.18	.00	39,054.70	6,285.72	.00	.00	45,340.42
	I & S	.055300	1,641.14	.00	3,207.87	.00	4,849.01	.00	.00	.00	4,849.01
	TOTAL	.500700	14,858.66	.00	29,045.05	.00	43,903.71	6,285.72	.00	.00	50,189.43
1999	M & O	.394300	9,680.02	.00	19,992.76	.00	29,672.78	4,811.66	.00	.00	34,484.44
	I & S	.052400	1,286.34	.00	2,656.94	.00	3,943.28	.00	.00	.00	3,943.28
	TOTAL	.446700	10,966.36	.00	22,649.70	.00	33,616.06	4,811.66	.00	.00	38,427.72
1998	M & O	.429400	10,576.05	.00	23,138.21	.00	33,714.26	5,033.95	.00	.00	38,748.21
	I & S	.017300	426.06	.00	932.34	.00	1,358.40	.00	.00	.00	1,358.40
	TOTAL	.446700	11,002.11	.00	24,070.55	.00	35,072.66	5,033.95	.00	.00	40,106.61
1997	M & O	.459500	10,362.00	.00	24,017.06	.00	34,379.06	5,146.09	.00	.00	39,525.15
	I & S	.015200	342.71	.00	794.43	.00	1,137.14	.00	.00	.00	1,137.14
	TOTAL	.474700	10,704.71	.00	24,811.49	.00	35,516.20	5,146.09	.00	.00	40,662.29
1996	M & O	.448600	8,126.82	.00	19,243.17	.00	27,369.99	4,070.56	.00	.00	31,440.55
	I & S	.016800	304.43	.00	720.64	.00	1,025.07	.00	.00	.00	1,025.07
	TOTAL	.465400	8,431.25	.00	19,963.81	.00	28,395.06	4,070.56	.00	.00	32,465.62
1995	M & O	.427600	6,626.72	.00	16,979.70	.00	23,606.42	3,589.75	.00	.00	27,196.17
	I & S	.018400	285.19	.00	730.68	.00	1,015.87	.00	.00	.00	1,015.87
	TOTAL	.446000	6,911.91	.00	17,710.38	.00	24,622.29	3,589.75	.00	.00	28,212.04
1994	M & O	.399300	4,914.12	.00	13,214.59	.00	18,128.71	2,755.07	.00	.00	20,883.78
	I & S	.014700	180.97	.00	486.45	.00	667.42	.00	.00	.00	667.42
	TOTAL	.414000	5,095.09	.00	13,701.04	.00	18,796.13	2,755.07	.00	.00	21,551.20
1993	M & O	.395600	3,832.08	.00	10,868.03	.00	14,700.11	2,253.00	.00	.00	16,953.11
	I & S	.011500	111.37	.00	315.94	.00	427.31	.00	.00	.00	427.31
	TOTAL	.407100	3,943.45	.00	11,183.97	.00	15,127.42	2,253.00	.00	.00	17,380.42

YEAR	FUND	TAX RATE	LEVY PAID	DISCOUNT GIVEN	PENALTY INTEREST	TIF AMOUNT	DISBURSE TOTAL	ATTORNEY	OTHER FEES	REFUND AMOUNT	PAYMENT AMOUNT
1992	M & O	.382800	3,160.20	.00	9,228.82	.00	12,389.02	1,917.35	.00	.00	14,306.37
	I & S	.016100	132.93	.00	388.16	.00	521.09	.00	.00	.00	521.09
	TOTAL	.398900	3,293.13	.00	9,616.98	.00	12,910.11	1,917.35	.00	.00	14,827.46
1991	M & O	.362600	2,401.44	.00	7,369.27	.00	9,770.71	1,508.75	.00	.00	11,279.46
	I & S	.015100	100.09	.00	306.91	.00	407.00	.00	.00	.00	407.00
	TOTAL	.377700	2,501.53	.00	7,676.18	.00	10,177.71	1,508.75	.00	.00	11,686.46
1990	M & O	.360900	2,310.64	.00	7,373.60	.00	9,684.24	1,486.44	.00	.00	11,170.68
	I & S	.010400	66.58	.00	212.43	.00	279.01	.00	.00	.00	279.01
	TOTAL	.371300	2,377.22	.00	7,586.03	.00	9,963.25	1,486.44	.00	.00	11,449.69
1989	M & O	.369000	1,757.88	.00	5,767.50	.00	7,525.38	1,112.40	.00	.00	8,637.78
	I & S	.002500	11.93	.00	39.07	.00	51.00	.00	.00	.00	51.00
	TOTAL	.371500	1,769.81	.00	5,806.57	.00	7,576.38	1,112.40	.00	.00	8,688.78
1988	M & O	.358000	1,371.92	.00	4,666.45	.00	6,038.37	897.08	.00	.00	6,935.45
	I & S	.003500	13.40	.00	45.62	.00	59.02	.00	.00	.00	59.02
	TOTAL	.361500	1,385.32	.00	4,712.07	.00	6,097.39	897.08	.00	.00	6,994.47
1987	M & O	.277800	872.91	.00	3,108.13	.00	3,981.04	597.18	.00	.00	4,578.22
	I & S	.000000	.00	.00	.00	.00	.00	.00	.00	.00	.00
	TOTAL	.277800	872.91	.00	3,108.13	.00	3,981.04	597.18	.00	.00	4,578.22
1986	M & O	.268300	695.19	.00	2,555.63	.00	3,250.82	487.64	.00	.00	3,738.46
	I & S	.001000	2.57	.00	9.52	.00	12.09	.00	.00	.00	12.09
	TOTAL	.269300	697.76	.00	2,565.15	.00	3,262.91	487.64	.00	.00	3,750.55
1985	M & O	.232000	381.53	.00	1,455.04	.00	1,836.57	279.09	.00	.00	2,115.66
	I & S	.003000	4.93	.00	18.81	.00	23.74	.00	.00	.00	23.74
	TOTAL	.235000	386.46	.00	1,473.85	.00	1,860.31	279.09	.00	.00	2,139.40
1984	M & O	.334000	234.74	.00	923.26	.00	1,158.00	175.26	.00	.00	1,333.26
	I & S	.003000	2.12	.00	8.29	.00	10.41	.00	.00	.00	10.41
	TOTAL	.337000	236.86	.00	931.55	.00	1,168.41	175.26	.00	.00	1,343.67
1983	M & O	.348000	192.70	.00	760.91	.00	953.61	130.05	.00	.00	1,083.66
	I & S	.005000	2.77	.00	10.94	.00	13.71	.00	.00	.00	13.71
	TOTAL	.353000	195.47	.00	771.85	.00	967.32	130.05	.00	.00	1,097.37
1982	M & O	.334000	39.71	.00	164.81	.00	204.52	30.69	.00	.00	235.21
	I & S	.000000	.00	.00	.00	.00	.00	.00	.00	.00	.00
	TOTAL	.334000	39.71	.00	164.81	.00	204.52	30.69	.00	.00	235.21
1977	M & O	.000000	.54	.00	2.25	.00	2.79	.00	.00	.00	2.79
	I & S	.000000	.00	.00	.00	.00	.00	.00	.00	.00	.00
	TOTAL	.000000	.54	.00	2.25	.00	2.79	.00	.00	.00	2.79

YEAR	FUND	TAX RATE	LEVY PAID	DISCOUNT GIVEN	PENALTY INTEREST	TIF AMOUNT	DISBURSE TOTAL	ATTORNEY	OTHER FEES	REFUND AMOUNT	PAYMENT AMOUNT
1976	M & O	.000000	13.62	.00	57.52	.00	71.14	.00	.00	.00	71.14
	I & S	.000000	.00	.00	.00	.00	.00	.00	.00	.00	.00
	TOTAL	.000000	13.62	.00	57.52	.00	71.14	.00	.00	.00	71.14
1975	M & O	.000000	.63	.00	2.68	.00	3.31	.00	.00	.00	3.31
	I & S	.000000	.00	.00	.00	.00	.00	.00	.00	.00	.00
	TOTAL	.000000	.63	.00	2.68	.00	3.31	.00	.00	.00	3.31
1974	M & O	.000000	.65	.00	2.82	.00	3.47	.00	.00	.00	3.47
	I & S	.000000	.00	.00	.00	.00	.00	.00	.00	.00	.00
	TOTAL	.000000	.65	.00	2.82	.00	3.47	.00	.00	.00	3.47
1973	M & O	.000000	.65	.00	2.85	.00	3.50	.00	.00	.00	3.50
	I & S	.000000	.00	.00	.00	.00	.00	.00	.00	.00	.00
	TOTAL	.000000	.65	.00	2.85	.00	3.50	.00	.00	.00	3.50
1972	M & O	.000000	.70	.00	3.11	.00	3.81	.00	.00	.00	3.81
	I & S	.000000	.00	.00	.00	.00	.00	.00	.00	.00	.00
	TOTAL	.000000	.70	.00	3.11	.00	3.81	.00	.00	.00	3.81
1971	M & O	.000000	.70	.00	3.15	.00	3.85	.00	.00	.00	3.85
	I & S	.000000	.00	.00	.00	.00	.00	.00	.00	.00	.00
	TOTAL	.000000	.70	.00	3.15	.00	3.85	.00	.00	.00	3.85
1970	M & O	.000000	.63	.00	2.87	.00	3.50	.00	.00	.00	3.50
	I & S	.000000	.00	.00	.00	.00	.00	.00	.00	.00	.00
	TOTAL	.000000	.63	.00	2.87	.00	3.50	.00	.00	.00	3.50
1969	M & O	.000000	.63	.00	2.91	.00	3.54	.00	.00	.00	3.54
	I & S	.000000	.00	.00	.00	.00	.00	.00	.00	.00	.00
	TOTAL	.000000	.63	.00	2.91	.00	3.54	.00	.00	.00	3.54
ALL	M & O		163,519,525.95	.00	4,559,404.77	1,102,210.75	179,181,141.47	1,791,374.71	.00	.00	169,870,305.43
ALL	I & S		22,422,277.40	.00	586,687.90	1,508,036.89	24,517,002.19	.00	.00	.00	23,008,965.30
ALL	TOTAL		185,941,803.35	.00	5,146,092.67	2,610,247.64	203,698,143.66	1,791,374.71	.00	.00	192,879,270.73
DLQ	M & O		8,253,076.14	.00	3,044,379.29	5,398,964.52	26,696,419.95	1,753,607.86	.00	.00	13,051,063.29
DLQ	I & S		1,045,449.15	.00	378,103.23	2,099,606.10	3,523,158.48	.00	.00	.00	1,423,552.38
DLQ	TOTAL		9,298,525.29	.00	3,422,482.52	7,498,570.62	30,219,578.43	1,753,607.86	.00	.00	14,474,615.67
CURR	M & O		155,266,449.81	.00	1,515,025.48	4,296,753.77-	152,484,721.52	37,766.85	.00	.00	156,819,242.14
CURR	I & S		21,376,828.25	.00	208,584.67	591,569.21-	20,993,843.71	.00	.00	.00	21,585,412.92
CURR	TOTAL		176,643,278.06	.00	1,723,610.15	4,888,322.98-	173,478,565.23	37,766.85	.00	.00	178,404,655.06

YEAR	FUND	TAX RATE	LEVY PAID	DISCOUNT GIVEN	PENALTY INTEREST	TIF AMOUNT	DISBURSE TOTAL	ATTORNEY	OTHER FEES	REFUND AMOUNT	PAYMENT AMOUNT
2016	M & O	.518600	18,389.82	.00	.00	.00	18,389.82	.00	.00	.00	18,389.82
	I & S	.071400	2,531.87	.00	.00	.00	2,531.87	.00	.00	.00	2,531.87
	TOTAL	.590000	20,921.69	.00	.00	.00	20,921.69	.00	.00	.00	20,921.69
2015	M & O	.522500	85,117.00	.00	6.51	.00	85,123.51	.00	.00	.00	85,123.51
	I & S	.067500	10,995.95	.00	.84	.00	10,996.79	.00	.00	.00	10,996.79
	TOTAL	.590000	96,112.95	.00	7.35	.00	96,120.30	.00	.00	.00	96,120.30
2014	M & O	.530800	108,573.50	.00	1,432.04	.00	110,005.54	629.23	.00	.00	110,634.77
	I & S	.059200	12,109.14	.00	159.71	.00	12,268.85	.00	.00	.00	12,268.85
	TOTAL	.590000	120,682.64	.00	1,591.75	.00	122,274.39	629.23	.00	.00	122,903.62
2013	M & O	.520800	124,136.51	.00	834.88	.00	124,971.39	66.56	.00	.00	125,037.95
	I & S	.069200	16,494.36	.00	110.94	.00	16,605.30	.00	.00	.00	16,605.30
	TOTAL	.590000	140,630.87	.00	945.82	.00	141,576.69	66.56	.00	.00	141,643.25
2012	M & O	.523500	140,028.12	.00	1,116.63	.00	141,144.75	51.77	.00	.00	141,196.52
	I & S	.066500	17,787.74	.00	141.85	.00	17,929.59	.00	.00	.00	17,929.59
	TOTAL	.590000	157,815.86	.00	1,258.48	.00	159,074.34	51.77	.00	.00	159,126.11
2011	M & O	.522500	138,595.82	.00	1,685.77	.00	140,281.59	345.51	.00	.00	140,627.10
	I & S	.067500	17,904.70	.00	217.77	.00	18,122.47	.00	.00	.00	18,122.47
	TOTAL	.590000	156,500.52	.00	1,903.54	.00	158,404.06	345.51	.00	.00	158,749.57
2010	M & O	.510700	6,906.07	.00	578.47	.00	7,484.54	362.98	.00	.00	7,847.52
	I & S	.079300	1,072.36	.00	89.83	.00	1,162.19	.00	.00	.00	1,162.19
	TOTAL	.590000	7,978.43	.00	668.30	.00	8,646.73	362.98	.00	.00	9,009.71
2009	M & O	.512700	352.33	.00	494.37	.00	846.70	267.38	.00	.00	1,114.08
	I & S	.077300	53.12	.00	74.54	.00	127.66	.00	.00	.00	127.66
	TOTAL	.590000	405.45	.00	568.91	.00	974.36	267.38	.00	.00	1,241.74
2008	M & O	.519100	1,295.75	.00	655.15	.00	1,950.90	332.60	.00	.00	2,283.50
	I & S	.070900	176.98	.00	89.49	.00	266.47	.00	.00	.00	266.47
	TOTAL	.590000	1,472.73	.00	744.64	.00	2,217.37	332.60	.00	.00	2,549.97
2007	M & O	.515500	977.77	.00	497.46	.00	1,475.23	253.26	.00	.00	1,728.49
	I & S	.074500	141.31	.00	71.89	.00	213.20	.00	.00	.00	213.20
	TOTAL	.590000	1,119.08	.00	569.35	.00	1,688.43	253.26	.00	.00	1,941.69
ALL	M & O		624,372.69	.00	7,301.28	.00	631,673.97	2,309.29	.00	.00	633,983.26
ALL	I & S		79,267.53	.00	956.86	.00	80,224.39	.00	.00	.00	80,224.39
ALL	TOTAL		703,640.22	.00	8,258.14	.00	711,898.36	2,309.29	.00	.00	714,207.65

07/03/2017 20:00:56 2778311
 TC298-D SELECTION: SYSTEM
 RECEIPT DATE: ALL

TAX COLLECTION SYSTEM
 DEPOSIT DISTRIBUTION
 FROM: 07/01/2016 THRU 06/30/2017
 JURISDICTION: 0001 HIDALGO COUNTY

YEAR	FUND	TAX RATE	LEVY PAID	DISCOUNT GIVEN	PENALTY INTEREST	TIF AMOUNT	DISBURSE TOTAL	ATTORNEY	OTHER FEES	REFUND AMOUNT	PAYMENT AMOUNT
DLQ	M & O		605,982.87	.00	7,301.28	.00	613,284.15	2,309.29	.00	.00	615,593.44
DLQ	I & S		76,735.66	.00	956.86	.00	77,692.52	.00	.00	.00	77,692.52
DLQ	TOTAL		682,718.53	.00	8,258.14	.00	690,976.67	2,309.29	.00	.00	693,285.96
CURR	M & O		18,389.82	.00	.00	.00	18,389.82	.00	.00	.00	18,389.82
CURR	I & S		2,531.87	.00	.00	.00	2,531.87	.00	.00	.00	2,531.87
CURR	TOTAL		20,921.69	.00	.00	.00	20,921.69	.00	.00	.00	20,921.69

YEAR	FUND	TAX RATE	LEVY PAID	DISCOUNT GIVEN	PENALTY INTEREST	TIF AMOUNT	DISBURSE TOTAL	ATTORNEY	OTHER FEES	REFUND AMOUNT	PAYMENT AMOUNT
2016	M & O	.518600	155,284,839.63	.00	1,515,025.48	4,296,753.77-	152,503,111.34	37,766.85	.00	.00	156,837,631.96
	I & S	.071400	21,379,360.12	.00	208,584.67	591,569.21-	20,996,375.58	.00	.00	.00	21,587,944.79
	TOTAL	.590000	176,664,199.75	.00	1,723,610.15	4,888,322.98-	173,499,486.92	37,766.85	.00	.00	178,425,576.75
2015	M & O	.522500	4,965,720.12	.00	1,026,043.71	162,583.15-	5,829,180.68	930,388.14	.00	.00	6,922,151.97
	I & S	.067500	641,504.71	.00	132,549.17	21,003.58-	753,050.30	.00	.00	.00	774,053.88
	TOTAL	.590000	5,607,224.83	.00	1,158,592.88	183,586.73-	6,582,230.98	930,388.14	.00	.00	7,696,205.85
2014	M & O	.530800	1,506,347.36	.00	471,731.03	23,307.00-	1,954,771.39	290,335.48	.00	.00	2,268,413.87
	I & S	.059200	168,002.47	.00	52,612.91	2,599.47-	218,015.91	.00	.00	.00	220,615.38
	TOTAL	.590000	1,674,349.83	.00	524,343.94	25,906.47-	2,172,787.30	290,335.48	.00	.00	2,489,029.25
2013	M & O	.520800	795,603.39	.00	299,861.99	4,454.48-	1,091,010.90	141,585.66	.00	.00	1,237,051.04
	I & S	.069200	105,713.19	.00	39,843.82	591.87-	144,965.14	.00	.00	.00	145,557.01
	TOTAL	.590000	901,316.58	.00	339,705.81	5,046.35-	1,235,976.04	141,585.66	.00	.00	1,382,608.05
2012	M & O	.523500	520,207.38	.00	212,143.63	873.65-	731,477.36	87,053.21	.00	.00	819,404.22
	I & S	.066500	66,081.39	.00	26,948.75	110.96-	92,919.18	.00	.00	.00	93,030.14
	TOTAL	.590000	586,288.77	.00	239,092.38	984.61-	824,396.54	87,053.21	.00	.00	912,434.36
2011	M & O	.522500	379,797.03	.00	169,285.68	2,258.49-	546,824.22	64,513.46	.00	.00	613,596.17
	I & S	.067500	49,064.76	.00	21,869.42	291.77-	70,642.41	.00	.00	.00	70,934.18
	TOTAL	.590000	428,861.79	.00	191,155.10	2,550.26-	617,466.63	64,513.46	.00	.00	684,530.35
2010	M & O	.510700	172,135.82	.00	138,280.15	167,355.25-	143,060.72	48,867.15	.00	.00	359,283.12
	I & S	.079300	26,728.66	.00	21,471.52	25,986.44-	22,213.74	.00	.00	.00	48,200.18
	TOTAL	.590000	198,864.48	.00	159,751.67	193,341.69-	165,274.46	48,867.15	.00	.00	407,483.30
2009	M & O	.512700	112,557.76	.00	109,653.45	163,729.92-	58,481.29	36,143.00	.00	.00	258,354.21
	I & S	.077300	16,970.18	.00	16,532.46	24,685.62-	8,817.02	.00	.00	.00	33,502.64
	TOTAL	.590000	129,527.94	.00	126,185.91	188,415.54-	67,298.31	36,143.00	.00	.00	291,856.85
2008	M & O	.519100	76,976.36	.00	92,039.68	5,923,526.46	16,092,542.50	26,048.93	.00	.00	195,064.97
	I & S	.070900	10,513.76	.00	12,570.86	2,174,875.81	2,197,960.43	.00	.00	.00	23,084.62
	TOTAL	.590000	87,490.12	.00	104,610.54	8,098,402.27	18,290,502.93	26,048.93	.00	.00	218,149.59
2007	M & O	.515500	66,959.00	.00	73,285.89	.00	140,244.89	21,069.00	.00	.00	161,313.89
	I & S	.074500	9,676.99	.00	10,591.30	.00	20,268.29	.00	.00	.00	20,268.29
	TOTAL	.590000	76,635.99	.00	83,877.19	.00	160,513.18	21,069.00	.00	.00	181,582.18
2006	M & O	.520000	49,610.21	.00	60,714.73	.00	110,324.94	15,471.12	.00	.00	125,796.06
	I & S	.070000	6,678.32	.00	8,173.18	.00	14,851.50	.00	.00	.00	14,851.50
	TOTAL	.590000	56,288.53	.00	68,887.91	.00	125,176.44	15,471.12	.00	.00	140,647.56
2005	M & O	.527100	41,111.06	.00	54,792.86	.00	95,903.92	14,393.40	.00	.00	110,297.32
	I & S	.062900	4,905.83	.00	6,538.58	.00	11,444.41	.00	.00	.00	11,444.41
	TOTAL	.590000	46,016.89	.00	61,331.44	.00	107,348.33	14,393.40	.00	.00	121,741.73

YEAR	FUND	TAX RATE	LEVY PAID	DISCOUNT GIVEN	PENALTY INTEREST	TIF AMOUNT	DISBURSE TOTAL	ATTORNEY	OTHER FEES	REFUND AMOUNT	PAYMENT AMOUNT
2004	M & O	.525800	31,250.93	.00	45,628.18	.00	76,879.11	11,878.42	.00	.00	88,757.53
	I & S	.064200	3,815.73	.00	5,571.15	.00	9,386.88	.00	.00	.00	9,386.88
	TOTAL	.590000	35,066.66	.00	51,199.33	.00	86,265.99	11,878.42	.00	.00	98,144.41
2003	M & O	.526800	23,234.56	.00	36,771.05	.00	60,005.61	9,397.32	.00	.00	69,402.93
	I & S	.063200	2,787.39	.00	4,411.34	.00	7,198.73	.00	.00	.00	7,198.73
	TOTAL	.590000	26,021.95	.00	41,182.39	.00	67,204.34	9,397.32	.00	.00	76,601.66
2002	M & O	.521500	20,684.78	.00	35,145.40	.00	55,830.18	8,829.76	.00	.00	64,659.94
	I & S	.068500	2,716.99	.00	4,616.39	.00	7,333.38	.00	.00	.00	7,333.38
	TOTAL	.590000	23,401.77	.00	39,761.79	.00	63,163.56	8,829.76	.00	.00	71,993.32
2001	M & O	.459300	16,090.31	.00	29,558.86	.00	45,649.17	7,375.37	.00	.00	53,024.54
	I & S	.060200	2,108.91	.00	3,874.20	.00	5,983.11	.00	.00	.00	5,983.11
	TOTAL	.519500	18,199.22	.00	33,433.06	.00	51,632.28	7,375.37	.00	.00	59,007.65
2000	M & O	.445400	13,217.52	.00	25,837.18	.00	39,054.70	6,285.72	.00	.00	45,340.42
	I & S	.055300	1,641.14	.00	3,207.87	.00	4,849.01	.00	.00	.00	4,849.01
	TOTAL	.500700	14,858.66	.00	29,045.05	.00	43,903.71	6,285.72	.00	.00	50,189.43
1999	M & O	.394300	9,680.02	.00	19,992.76	.00	29,672.78	4,811.66	.00	.00	34,484.44
	I & S	.052400	1,286.34	.00	2,656.94	.00	3,943.28	.00	.00	.00	3,943.28
	TOTAL	.446700	10,966.36	.00	22,649.70	.00	33,616.06	4,811.66	.00	.00	38,427.72
1998	M & O	.429400	10,576.05	.00	23,138.21	.00	33,714.26	5,033.95	.00	.00	38,748.21
	I & S	.017300	426.06	.00	932.34	.00	1,358.40	.00	.00	.00	1,358.40
	TOTAL	.446700	11,002.11	.00	24,070.55	.00	35,072.66	5,033.95	.00	.00	40,106.61
1997	M & O	.459500	10,362.00	.00	24,017.06	.00	34,379.06	5,146.09	.00	.00	39,525.15
	I & S	.015200	342.71	.00	794.43	.00	1,137.14	.00	.00	.00	1,137.14
	TOTAL	.474700	10,704.71	.00	24,811.49	.00	35,516.20	5,146.09	.00	.00	40,662.29
1996	M & O	.448600	8,126.82	.00	19,243.17	.00	27,369.99	4,070.56	.00	.00	31,440.55
	I & S	.016800	304.43	.00	720.64	.00	1,025.07	.00	.00	.00	1,025.07
	TOTAL	.465400	8,431.25	.00	19,963.81	.00	28,395.06	4,070.56	.00	.00	32,465.62
1995	M & O	.427600	6,626.72	.00	16,979.70	.00	23,606.42	3,589.75	.00	.00	27,196.17
	I & S	.018400	285.19	.00	730.68	.00	1,015.87	.00	.00	.00	1,015.87
	TOTAL	.446000	6,911.91	.00	17,710.38	.00	24,622.29	3,589.75	.00	.00	28,212.04
1994	M & O	.399300	4,914.12	.00	13,214.59	.00	18,128.71	2,755.07	.00	.00	20,883.78
	I & S	.014700	180.97	.00	486.45	.00	667.42	.00	.00	.00	667.42
	TOTAL	.414000	5,095.09	.00	13,701.04	.00	18,796.13	2,755.07	.00	.00	21,551.20
1993	M & O	.395600	3,832.08	.00	10,868.03	.00	14,700.11	2,253.00	.00	.00	16,953.11
	I & S	.011500	111.37	.00	315.94	.00	427.31	.00	.00	.00	427.31
	TOTAL	.407100	3,943.45	.00	11,183.97	.00	15,127.42	2,253.00	.00	.00	17,380.42

YEAR	FUND	TAX RATE	LEVY PAID	DISCOUNT GIVEN	PENALTY INTEREST	TIF AMOUNT	DISBURSE TOTAL	ATTORNEY	OTHER FEES	REFUND AMOUNT	PAYMENT AMOUNT
1992	M & O	.382800	3,160.20	.00	9,228.82	.00	12,389.02	1,917.35	.00	.00	14,306.37
	I & S	.016100	132.93	.00	388.16	.00	521.09	.00	.00	.00	521.09
	TOTAL	.398900	3,293.13	.00	9,616.98	.00	12,910.11	1,917.35	.00	.00	14,827.46
1991	M & O	.362600	2,401.44	.00	7,369.27	.00	9,770.71	1,508.75	.00	.00	11,279.46
	I & S	.015100	100.09	.00	306.91	.00	407.00	.00	.00	.00	407.00
	TOTAL	.377700	2,501.53	.00	7,676.18	.00	10,177.71	1,508.75	.00	.00	11,686.46
1990	M & O	.360900	2,310.64	.00	7,373.60	.00	9,684.24	1,486.44	.00	.00	11,170.68
	I & S	.010400	66.58	.00	212.43	.00	279.01	.00	.00	.00	279.01
	TOTAL	.371300	2,377.22	.00	7,586.03	.00	9,963.25	1,486.44	.00	.00	11,449.69
1989	M & O	.369000	1,757.88	.00	5,767.50	.00	7,525.38	1,112.40	.00	.00	8,637.78
	I & S	.002500	11.93	.00	39.07	.00	51.00	.00	.00	.00	51.00
	TOTAL	.371500	1,769.81	.00	5,806.57	.00	7,576.38	1,112.40	.00	.00	8,688.78
1988	M & O	.358000	1,371.92	.00	4,666.45	.00	6,038.37	897.08	.00	.00	6,935.45
	I & S	.003500	13.40	.00	45.62	.00	59.02	.00	.00	.00	59.02
	TOTAL	.361500	1,385.32	.00	4,712.07	.00	6,097.39	897.08	.00	.00	6,994.47
1987	M & O	.277800	872.91	.00	3,108.13	.00	3,981.04	597.18	.00	.00	4,578.22
	I & S	.000000	.00	.00	.00	.00	.00	.00	.00	.00	.00
	TOTAL	.277800	872.91	.00	3,108.13	.00	3,981.04	597.18	.00	.00	4,578.22
1986	M & O	.268300	695.19	.00	2,555.63	.00	3,250.82	487.64	.00	.00	3,738.46
	I & S	.001000	2.57	.00	9.52	.00	12.09	.00	.00	.00	12.09
	TOTAL	.269300	697.76	.00	2,565.15	.00	3,262.91	487.64	.00	.00	3,750.55
1985	M & O	.232000	381.53	.00	1,455.04	.00	1,836.57	279.09	.00	.00	2,115.66
	I & S	.003000	4.93	.00	18.81	.00	23.74	.00	.00	.00	23.74
	TOTAL	.235000	386.46	.00	1,473.85	.00	1,860.31	279.09	.00	.00	2,139.40
1984	M & O	.334000	234.74	.00	923.26	.00	1,158.00	175.26	.00	.00	1,333.26
	I & S	.003000	2.12	.00	8.29	.00	10.41	.00	.00	.00	10.41
	TOTAL	.337000	236.86	.00	931.55	.00	1,168.41	175.26	.00	.00	1,343.67
1983	M & O	.348000	192.70	.00	760.91	.00	953.61	130.05	.00	.00	1,083.66
	I & S	.005000	2.77	.00	10.94	.00	13.71	.00	.00	.00	13.71
	TOTAL	.353000	195.47	.00	771.85	.00	967.32	130.05	.00	.00	1,097.37
1982	M & O	.334000	39.71	.00	164.81	.00	204.52	30.69	.00	.00	235.21
	I & S	.000000	.00	.00	.00	.00	.00	.00	.00	.00	.00
	TOTAL	.334000	39.71	.00	164.81	.00	204.52	30.69	.00	.00	235.21
1977	M & O	.000000	.54	.00	2.25	.00	2.79	.00	.00	.00	2.79
	I & S	.000000	.00	.00	.00	.00	.00	.00	.00	.00	.00
	TOTAL	.000000	.54	.00	2.25	.00	2.79	.00	.00	.00	2.79

YEAR	FUND	TAX RATE	LEVY PAID	DISCOUNT GIVEN	PENALTY INTEREST	TIF AMOUNT	DISBURSE TOTAL	ATTORNEY	OTHER FEES	REFUND AMOUNT	PAYMENT AMOUNT
1976	M & O	.000000	13.62	.00	57.52	.00	71.14	.00	.00	.00	71.14
	I & S	.000000	.00	.00	.00	.00	.00	.00	.00	.00	.00
	TOTAL	.000000	13.62	.00	57.52	.00	71.14	.00	.00	.00	71.14
1975	M & O	.000000	.63	.00	2.68	.00	3.31	.00	.00	.00	3.31
	I & S	.000000	.00	.00	.00	.00	.00	.00	.00	.00	.00
	TOTAL	.000000	.63	.00	2.68	.00	3.31	.00	.00	.00	3.31
1974	M & O	.000000	.65	.00	2.82	.00	3.47	.00	.00	.00	3.47
	I & S	.000000	.00	.00	.00	.00	.00	.00	.00	.00	.00
	TOTAL	.000000	.65	.00	2.82	.00	3.47	.00	.00	.00	3.47
1973	M & O	.000000	.65	.00	2.85	.00	3.50	.00	.00	.00	3.50
	I & S	.000000	.00	.00	.00	.00	.00	.00	.00	.00	.00
	TOTAL	.000000	.65	.00	2.85	.00	3.50	.00	.00	.00	3.50
1972	M & O	.000000	.70	.00	3.11	.00	3.81	.00	.00	.00	3.81
	I & S	.000000	.00	.00	.00	.00	.00	.00	.00	.00	.00
	TOTAL	.000000	.70	.00	3.11	.00	3.81	.00	.00	.00	3.81
1971	M & O	.000000	.70	.00	3.15	.00	3.85	.00	.00	.00	3.85
	I & S	.000000	.00	.00	.00	.00	.00	.00	.00	.00	.00
	TOTAL	.000000	.70	.00	3.15	.00	3.85	.00	.00	.00	3.85
1970	M & O	.000000	.63	.00	2.87	.00	3.50	.00	.00	.00	3.50
	I & S	.000000	.00	.00	.00	.00	.00	.00	.00	.00	.00
	TOTAL	.000000	.63	.00	2.87	.00	3.50	.00	.00	.00	3.50
1969	M & O	.000000	.63	.00	2.91	.00	3.54	.00	.00	.00	3.54
	I & S	.000000	.00	.00	.00	.00	.00	.00	.00	.00	.00
	TOTAL	.000000	.63	.00	2.91	.00	3.54	.00	.00	.00	3.54
ALL	M & O		164,143,898.64	.00	4,566,706.05	1,102,210.75	179,812,815.44	1,793,684.00	.00	.00	170,504,288.69
ALL	I & S		22,501,544.93	.00	587,644.76	1,508,036.89	24,597,226.58	.00	.00	.00	23,089,189.69
ALL	TOTAL		186,645,443.57	.00	5,154,350.81	2,610,247.64	204,410,042.02	1,793,684.00	.00	.00	193,593,478.38
DLQ	M & O		8,859,059.01	.00	3,051,680.57	5,398,964.52	27,309,704.10	1,755,917.15	.00	.00	13,666,656.73
DLQ	I & S		1,122,184.81	.00	379,060.09	2,099,606.10	3,600,851.00	.00	.00	.00	1,501,244.90
DLQ	TOTAL		9,981,243.82	.00	3,430,740.66	7,498,570.62	30,910,555.10	1,755,917.15	.00	.00	15,167,901.63
CURR	M & O		155,284,839.63	.00	1,515,025.48	4,296,753.77-	152,503,111.34	37,766.85	.00	.00	156,837,631.96
CURR	I & S		21,379,360.12	.00	208,584.67	591,569.21-	20,996,375.58	.00	.00	.00	21,587,944.79
CURR	TOTAL		176,664,199.75	.00	1,723,610.15	4,888,322.98-	173,499,486.92	37,766.85	.00	.00	178,425,576.75

PART 2

**ROAD/STATE ANNUAL TAX COLLECTIONS
REPORT**

**PABLO "PAUL" VILLARREAL JR., TAX ASSR & COLL
HIDALGO COUNTY ENTITIES ANNUAL TAX REPORT
JULY 01, 2016 THRU JUNE 30, 2017**

TAX COLLECTIONS	BASE	PEN & INT	ATTY FEE	
ROAD DIST #2 DELINQUENT TOTALS	-	-	-	-
ROAD DIST #5 DELINQUENT TOTALS	490.58	1,395.39	271.26	2,157.23
ROAD DIST #15 DELINQUENT TOTALS	7.48	22.45	3.39	33.32
STATE DIST DELINQUENT TOTALS	6.31	27.90	4.90	39.11
SPECIAL INVENTORY VARIANCE			-	-
OTHER REVENUE TOTALS				-
TOTAL COLLECTED 2016-2017 HIDALGO COUNTY ENTITIES				2,229.66

DISBURSEMENTS

ATTORNEY FEES	279.55
PRIOR YEAR REFUNDS	-

RECAP


TOTAL DELINQUENT BASE	504.37
TOTAL PENALTY & INTEREST	1,445.74
TOTAL TAX COLLECTIONS	1,950.11
TOTAL ATTORNEY FEES	279.55
OTHER REVENUE TOTALS	-

DISBURSEMENTS (CONT')

TOTAL	2,229.66	
LESS REFUNDS DISBURSED THRU FISCAL YEAR	-	
TOTAL COLLECTED 2016/2017	<u>2,229.66</u>	
LESS ATTY FEE	<u>279.55</u>	
TOTAL REVENUE DISBURSED TO HIDALGO COUNTY ENTITIES		<u>1,950.11</u>
TOTAL DISBURSED 2016-2017 HIDALGO COUNTY ENTITIES		<u>2,229.66</u>
	DIFF.	-

AFFIDAVIT


I, PABLO "PAUL" VILLARREAL JR., TAX ASSESSOR-COLLECTOR OF TAXES FOR HIDALGO COUNTY ENTITIES DO SOLEMNLY SWEAR THAT THE ABOVE STATEMENT OF TAXES COLLECTED BY ME FOR THE FISCAL YEAR ENDING 2016-2017 IS CORRECT.



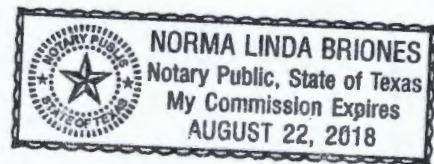
ASSESSOR-COLLECTOR OF TAXES FOR HIDALGO COUNTY ENTITIES



SWORN AND SUBSCRIBED BEFORE ME THIS 31ST DAY OF JULY 2017



NOTARY PUBLIC, HIDALGO COUNTY, TEXAS



YEAR	FUND	TAX RATE	LEVY PAID	DISCOUNT GIVEN	PENALTY INTEREST	TIF AMOUNT	DISBURSE TOTAL	ATTORNEY	OTHER FEES	REFUND AMOUNT	PAYMENT AMOUNT
1999	M & O	.000000	.00	.00	.00	.00	.00	9.08	.00	.00	9.08
	I & S	.010900	23.29	.00	45.68	.00	68.97	.00	.00	.00	68.97
	TOTAL	.010900	23.29	.00	45.68	.00	68.97	9.08	.00	.00	78.05
1998	M & O	.000000	.00	.00	.00	.00	.00	20.37	.00	.00	20.37
	I & S	.019500	52.73	.00	105.74	.00	158.47	.00	.00	.00	158.47
	TOTAL	.019500	52.73	.00	105.74	.00	158.47	20.37	.00	.00	178.84
1997	M & O	.000000	.00	.00	.00	.00	.00	26.93	.00	.00	26.93
	I & S	.023000	61.95	.00	137.55	.00	199.50	.00	.00	.00	199.50
	TOTAL	.023000	61.95	.00	137.55	.00	199.50	26.93	.00	.00	226.43
1996	M & O	.000000	.00	.00	.00	.00	.00	17.79	.00	.00	17.79
	I & S	.025000	38.98	.00	91.28	.00	130.26	.00	.00	.00	130.26
	TOTAL	.025000	38.98	.00	91.28	.00	130.26	17.79	.00	.00	148.05
1995	M & O	.000000	.00	.00	.00	.00	.00	33.48	.00	.00	33.48
	I & S	.025000	65.16	.00	166.15	.00	231.31	.00	.00	.00	231.31
	TOTAL	.025000	65.16	.00	166.15	.00	231.31	33.48	.00	.00	264.79
1994	M & O	.000000	.00	.00	.00	.00	.00	14.16	.00	.00	14.16
	I & S	.020000	26.58	.00	71.23	.00	97.81	.00	.00	.00	97.81
	TOTAL	.020000	26.58	.00	71.23	.00	97.81	14.16	.00	.00	111.97
1993	M & O	.000000	.00	.00	.00	.00	.00	11.95	.00	.00	11.95
	I & S	.020000	20.66	.00	59.02	.00	79.68	.00	.00	.00	79.68
	TOTAL	.020000	20.66	.00	59.02	.00	79.68	11.95	.00	.00	91.63
1992	M & O	.000000	.00	.00	.00	.00	.00	14.07	.00	.00	14.07
	I & S	.020000	23.66	.00	70.22	.00	93.88	.00	.00	.00	93.88
	TOTAL	.020000	23.66	.00	70.22	.00	93.88	14.07	.00	.00	107.95
1991	M & O	.000000	.00	.00	.00	.00	.00	5.84	.00	.00	5.84
	I & S	.010000	9.55	.00	29.53	.00	39.08	.00	.00	.00	39.08
	TOTAL	.010000	9.55	.00	29.53	.00	39.08	5.84	.00	.00	44.92
1990	M & O	.010000	8.35	.00	26.82	.00	35.17	5.28	.00	.00	40.45
	I & S	.000000	.00	.00	.00	.00	.00	.00	.00	.00	.00
	TOTAL	.010000	8.35	.00	26.82	.00	35.17	5.28	.00	.00	40.45
1989	M & O	.020000	20.53	.00	67.93	.00	88.46	13.15	.00	.00	101.61
	I & S	.000000	.00	.00	.00	.00	.00	.00	.00	.00	.00
	TOTAL	.020000	20.53	.00	67.93	.00	88.46	13.15	.00	.00	101.61
1988	M & O	.000000	.00	.00	.00	.00	.00	9.68	.00	.00	9.68
	I & S	.020000	14.58	.00	50.15	.00	64.73	.00	.00	.00	64.73
	TOTAL	.020000	14.58	.00	50.15	.00	64.73	9.68	.00	.00	74.41

YEAR	FUND	TAX RATE	LEVY PAID	DISCOUNT GIVEN	PENALTY INTEREST	TIF AMOUNT	DISBURSE TOTAL	ATTORNEY	OTHER FEES	REFUND AMOUNT	PAYMENT AMOUNT
1999	M & O	.000000	.00	.00	.00	.00	.00	9.08	.00	.00	9.08
	I & S	.010900	23.29	.00	45.68	.00	68.97	.00	.00	.00	68.97
	TOTAL	.010900	23.29	.00	45.68	.00	68.97	9.08	.00	.00	78.05
1998	M & O	.000000	.00	.00	.00	.00	.00	20.37	.00	.00	20.37
	I & S	.019500	52.73	.00	105.74	.00	158.47	.00	.00	.00	158.47
	TOTAL	.019500	52.73	.00	105.74	.00	158.47	20.37	.00	.00	178.84
1997	M & O	.000000	.00	.00	.00	.00	.00	26.93	.00	.00	26.93
	I & S	.023000	61.95	.00	137.55	.00	199.50	.00	.00	.00	199.50
	TOTAL	.023000	61.95	.00	137.55	.00	199.50	26.93	.00	.00	226.43
1996	M & O	.000000	.00	.00	.00	.00	.00	17.79	.00	.00	17.79
	I & S	.025000	38.98	.00	91.28	.00	130.26	.00	.00	.00	130.26
	TOTAL	.025000	38.98	.00	91.28	.00	130.26	17.79	.00	.00	148.05
1995	M & O	.000000	.00	.00	.00	.00	.00	33.48	.00	.00	33.48
	I & S	.025000	65.16	.00	166.15	.00	231.31	.00	.00	.00	231.31
	TOTAL	.025000	65.16	.00	166.15	.00	231.31	33.48	.00	.00	264.79
1994	M & O	.000000	.00	.00	.00	.00	.00	14.16	.00	.00	14.16
	I & S	.020000	26.58	.00	71.23	.00	97.81	.00	.00	.00	97.81
	TOTAL	.020000	26.58	.00	71.23	.00	97.81	14.16	.00	.00	111.97
1993	M & O	.000000	.00	.00	.00	.00	.00	11.95	.00	.00	11.95
	I & S	.020000	20.66	.00	59.02	.00	79.68	.00	.00	.00	79.68
	TOTAL	.020000	20.66	.00	59.02	.00	79.68	11.95	.00	.00	91.63
1992	M & O	.000000	.00	.00	.00	.00	.00	14.07	.00	.00	14.07
	I & S	.020000	23.66	.00	70.22	.00	93.88	.00	.00	.00	93.88
	TOTAL	.020000	23.66	.00	70.22	.00	93.88	14.07	.00	.00	107.95
1991	M & O	.000000	.00	.00	.00	.00	.00	5.84	.00	.00	5.84
	I & S	.010000	9.55	.00	29.53	.00	39.08	.00	.00	.00	39.08
	TOTAL	.010000	9.55	.00	29.53	.00	39.08	5.84	.00	.00	44.92
1990	M & O	.010000	8.35	.00	26.82	.00	35.17	5.28	.00	.00	40.45
	I & S	.000000	.00	.00	.00	.00	.00	.00	.00	.00	.00
	TOTAL	.010000	8.35	.00	26.82	.00	35.17	5.28	.00	.00	40.45
1989	M & O	.020000	20.53	.00	67.93	.00	88.46	13.15	.00	.00	101.61
	I & S	.000000	.00	.00	.00	.00	.00	.00	.00	.00	.00
	TOTAL	.020000	20.53	.00	67.93	.00	88.46	13.15	.00	.00	101.61
1988	M & O	.000000	.00	.00	.00	.00	.00	9.68	.00	.00	9.68
	I & S	.020000	14.58	.00	50.15	.00	64.73	.00	.00	.00	64.73
	TOTAL	.020000	14.58	.00	50.15	.00	64.73	9.68	.00	.00	74.41

YEAR	FUND	TAX RATE	LEVY PAID	DISCOUNT GIVEN	PENALTY INTEREST	TIF AMOUNT	DISBURSE TOTAL	ATTORNEY	OTHER FEES	REFUND AMOUNT	PAYMENT AMOUNT
1979	M & O	.030000	1.31	.00	5.80	.00	7.11	1.07	.00	.00	8.18
	I & S	.000000	.00	.00	.00	.00	.00	.00	.00	.00	.00
	TOTAL	.030000	1.31	.00	5.80	.00	7.11	1.07	.00	.00	8.18
1978	M & O	.000000	1.31	.00	5.88	.00	7.19	1.08	.00	.00	8.27
	I & S	.000000	.00	.00	.00	.00	.00	.00	.00	.00	.00
	TOTAL	.000000	1.31	.00	5.88	.00	7.19	1.08	.00	.00	8.27
1977	M & O	.000000	1.37	.00	6.14	.00	7.51	1.12	.00	.00	8.63
	I & S	.000000	.00	.00	.00	.00	.00	.00	.00	.00	.00
	TOTAL	.000000	1.37	.00	6.14	.00	7.51	1.12	.00	.00	8.63
1976	M & O	.000000	1.36	.00	5.77	.00	7.13	.93	.00	.00	8.06
	I & S	.000000	.00	.00	.00	.00	.00	.00	.00	.00	.00
	TOTAL	.000000	1.36	.00	5.77	.00	7.13	.93	.00	.00	8.06
1975	M & O	.000000	.06	.00	.26	.00	.32	.04	.00	.00	.36
	I & S	.000000	.00	.00	.00	.00	.00	.00	.00	.00	.00
	TOTAL	.000000	.06	.00	.26	.00	.32	.04	.00	.00	.36
1974	M & O	.000000	.09	.00	.39	.00	.48	.06	.00	.00	.54
	I & S	.000000	.00	.00	.00	.00	.00	.00	.00	.00	.00
	TOTAL	.000000	.09	.00	.39	.00	.48	.06	.00	.00	.54
1973	M & O	.000000	.11	.00	.48	.00	.59	.08	.00	.00	.67
	I & S	.000000	.00	.00	.00	.00	.00	.00	.00	.00	.00
	TOTAL	.000000	.11	.00	.48	.00	.59	.08	.00	.00	.67
1972	M & O	.000000	.14	.00	.62	.00	.76	.10	.00	.00	.86
	I & S	.000000	.00	.00	.00	.00	.00	.00	.00	.00	.00
	TOTAL	.000000	.14	.00	.62	.00	.76	.10	.00	.00	.86
1971	M & O	.000000	.16	.00	.72	.00	.88	.12	.00	.00	1.00
	I & S	.000000	.00	.00	.00	.00	.00	.00	.00	.00	.00
	TOTAL	.000000	.16	.00	.72	.00	.88	.12	.00	.00	1.00
1970	M & O	.000000	.19	.00	.87	.00	1.06	.14	.00	.00	1.20
	I & S	.000000	.00	.00	.00	.00	.00	.00	.00	.00	.00
	TOTAL	.000000	.19	.00	.87	.00	1.06	.14	.00	.00	1.20
1969	M & O	.000000	.21	.00	.97	.00	1.18	.16	.00	.00	1.34
	I & S	.000000	.00	.00	.00	.00	.00	.00	.00	.00	.00
	TOTAL	.000000	.21	.00	.97	.00	1.18	.16	.00	.00	1.34

YEAR	FUND	TAX RATE	LEVY PAID	DISCOUNT GIVEN	PENALTY INTEREST	TIF AMOUNT	DISBURSE TOTAL	ATTORNEY	OTHER FEES	REFUND AMOUNT	PAYMENT AMOUNT
1979	M & O	.030000	1.31	.00	5.80	.00	7.11	1.07	.00	.00	8.18
	I & S	.000000	.00	.00	.00	.00	.00	.00	.00	.00	.00
	TOTAL	.030000	1.31	.00	5.80	.00	7.11	1.07	.00	.00	8.18
1978	M & O	.000000	1.31	.00	5.88	.00	7.19	1.08	.00	.00	8.27
	I & S	.000000	.00	.00	.00	.00	.00	.00	.00	.00	.00
	TOTAL	.000000	1.31	.00	5.88	.00	7.19	1.08	.00	.00	8.27
1977	M & O	.000000	1.37	.00	6.14	.00	7.51	1.12	.00	.00	8.63
	I & S	.000000	.00	.00	.00	.00	.00	.00	.00	.00	.00
	TOTAL	.000000	1.37	.00	6.14	.00	7.51	1.12	.00	.00	8.63
1976	M & O	.000000	1.36	.00	5.77	.00	7.13	.93	.00	.00	8.06
	I & S	.000000	.00	.00	.00	.00	.00	.00	.00	.00	.00
	TOTAL	.000000	1.36	.00	5.77	.00	7.13	.93	.00	.00	8.06
1975	M & O	.000000	.06	.00	.26	.00	.32	.04	.00	.00	.36
	I & S	.000000	.00	.00	.00	.00	.00	.00	.00	.00	.00
	TOTAL	.000000	.06	.00	.26	.00	.32	.04	.00	.00	.36
1974	M & O	.000000	.09	.00	.39	.00	.48	.06	.00	.00	.54
	I & S	.000000	.00	.00	.00	.00	.00	.00	.00	.00	.00
	TOTAL	.000000	.09	.00	.39	.00	.48	.06	.00	.00	.54
1973	M & O	.000000	.11	.00	.48	.00	.59	.08	.00	.00	.67
	I & S	.000000	.00	.00	.00	.00	.00	.00	.00	.00	.00
	TOTAL	.000000	.11	.00	.48	.00	.59	.08	.00	.00	.67
1972	M & O	.000000	.14	.00	.62	.00	.76	.10	.00	.00	.86
	I & S	.000000	.00	.00	.00	.00	.00	.00	.00	.00	.00
	TOTAL	.000000	.14	.00	.62	.00	.76	.10	.00	.00	.86
1971	M & O	.000000	.16	.00	.72	.00	.88	.12	.00	.00	1.00
	I & S	.000000	.00	.00	.00	.00	.00	.00	.00	.00	.00
	TOTAL	.000000	.16	.00	.72	.00	.88	.12	.00	.00	1.00
1970	M & O	.000000	.19	.00	.87	.00	1.06	.14	.00	.00	1.20
	I & S	.000000	.00	.00	.00	.00	.00	.00	.00	.00	.00
	TOTAL	.000000	.19	.00	.87	.00	1.06	.14	.00	.00	1.20
1969	M & O	.000000	.21	.00	.97	.00	1.18	.16	.00	.00	1.34
	I & S	.000000	.00	.00	.00	.00	.00	.00	.00	.00	.00
	TOTAL	.000000	.21	.00	.97	.00	1.18	.16	.00	.00	1.34

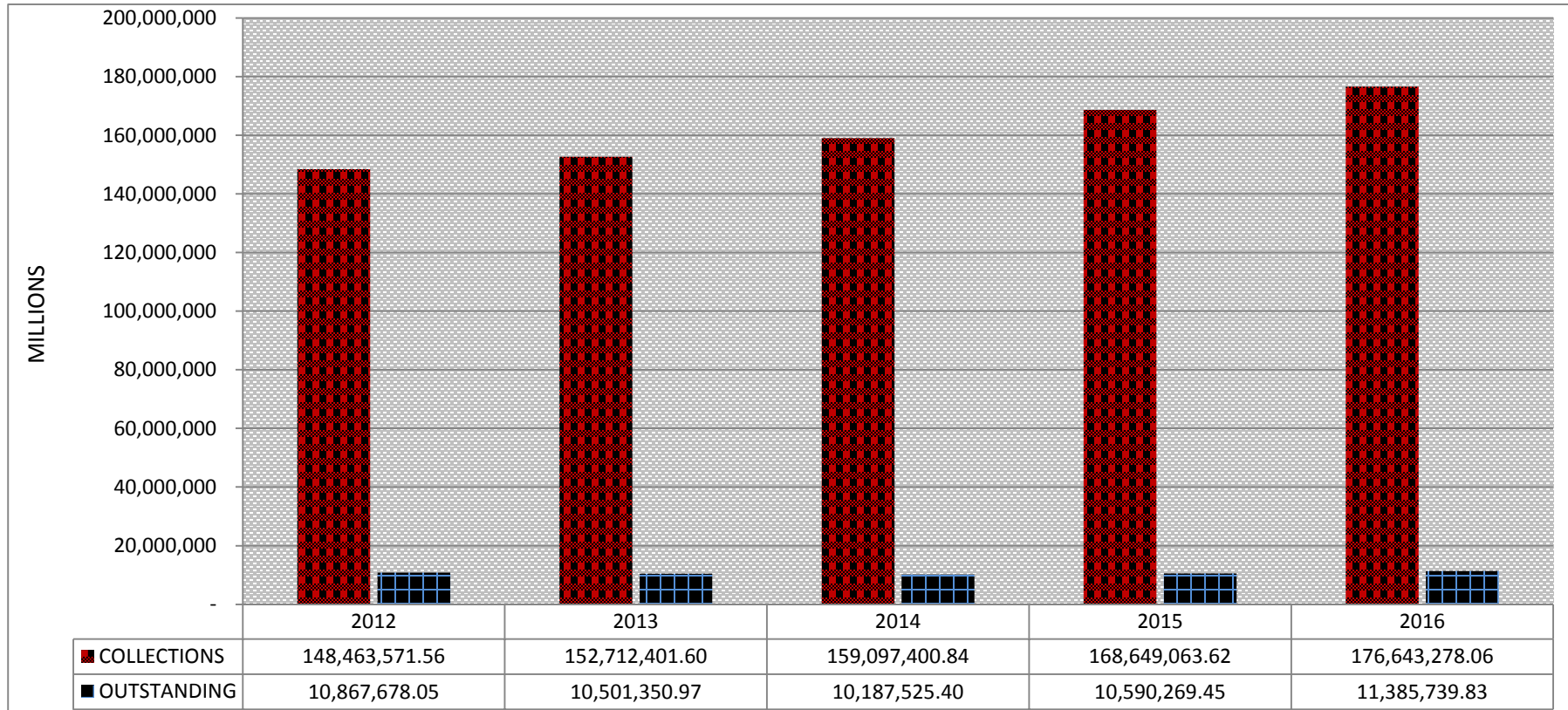
PART 3

CURRENT/DELINQUENT COLLECTIONS REPORT

**PABLO "PAUL" VILLARREAL JR., ASSESSOR/COLLECTOR
HIDALGO COUNTY
TAX COLLECTION REPORT**


<u>AD VALOREM - HIDALGO COUNTY</u>	<u>2016-2017</u>	<u>2015-2016</u>	<u>DIFFERENCE</u>
<u>2016 CURRENT</u>			
ORIGINAL LEVY	189,038,466.34	178,719,088.17	10,319,378.17
MODIFICATIONS	(1,009,448.45)	520,244.90	(1,529,693.35)
CURRENT LEVY	188,029,017.89	179,239,333.07	8,789,684.82
CURRENT COLLECTIONS THIS MONTH	1,639,213.55	1,772,636.91	(133,423.36)
CURRENT COLLECTIONS TO DATE	176,643,278.06	168,649,063.62	7,994,214.44
OUTSTANDING TO DATE	11,385,739.83	10,590,269.45	795,470.38
PERCENT COLLECTED/ORIGINAL	93.44%	94.37%	-0.93%
PERCENT COLLECTED/MODIFIED	93.94%	94.09%	-0.15%
 TOTAL COLLECTIONS FISCAL YEAR	 176,643,278.06	 168,649,063.62	

HIDALGO COUNTY CURRENT TAX COLLECTION 5-YEAR COMPARISON CHART JULY 1ST - JUNE 30TH



YEAR	ORIGINAL LEVY	MODIFICATIONS	ADJUSTED LEVY	COLLECTIONS	OUTSTANDING	PERCENT
2012	159,570,083.70	(238,834.09)	159,331,249.61	148,463,571.56	10,867,678.05	93.18%
2013	163,168,241.08	45,511.49	163,213,752.57	152,712,401.60	10,501,350.97	93.57%
2014	167,256,801.76	2,028,124.48	169,284,926.24	159,097,400.84	10,187,525.40	93.98%
2015	178,719,088.17	520,244.90	179,239,333.07	168,649,063.62	10,590,269.45	94.09%
2016	189,038,466.34	(1,009,448.45)	188,029,017.89	176,643,278.06	11,385,739.83	93.94%

HIDALGO COUNTY
2016 CURRENT TAX COLLECTION
JULY 1ST - JUNE 30TH

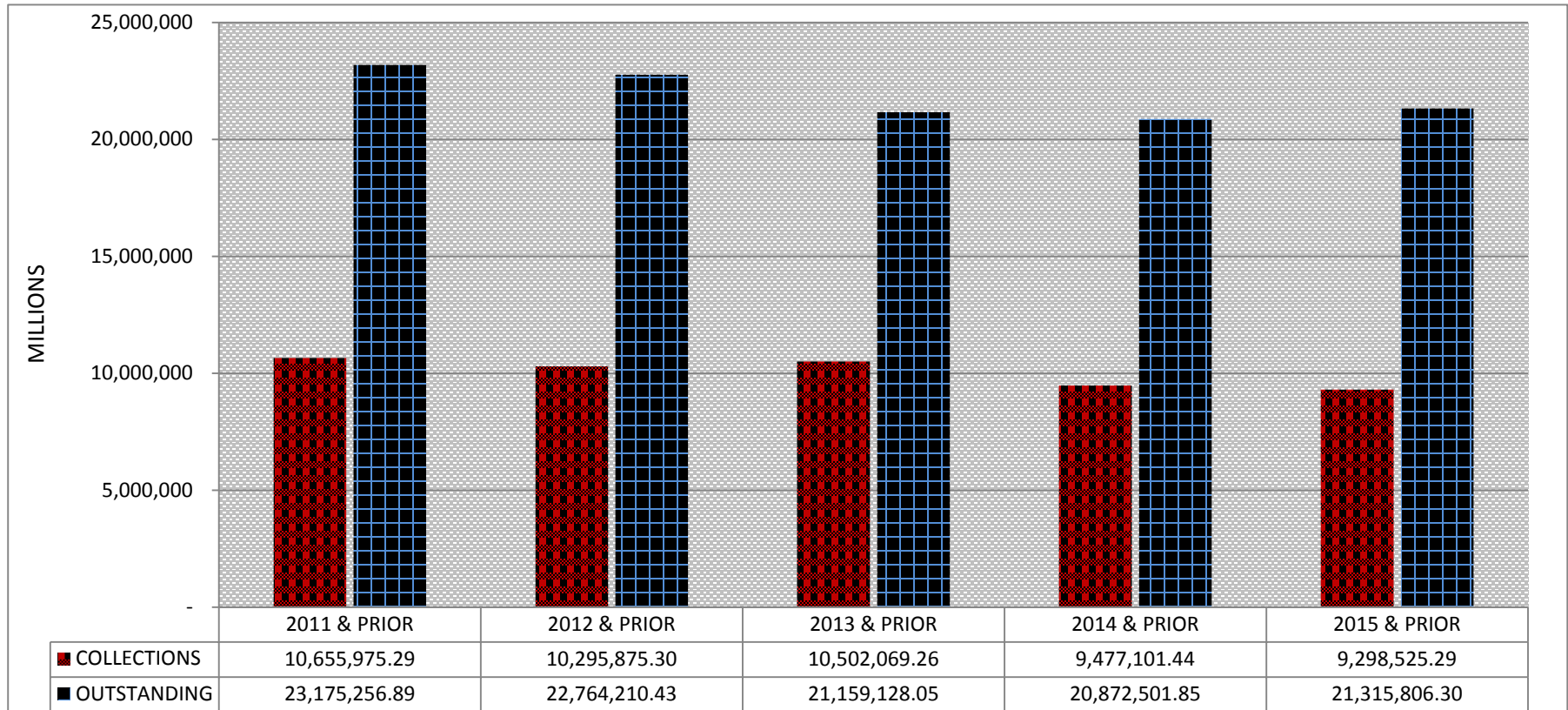


YEAR	ORIGINAL LEVY	MODIFICATIONS	ADJUSTED LEVY	COLLECTIONS	OUTSTANDING	PERCENT
2016	189,038,466.34	(1,009,448.45)	188,029,017.89	176,643,278.06	11,385,739.83	93.94%

**PABLO "PAUL" VILLARREAL JR., ASSESSOR/COLLECTOR
HIDALGO COUNTY
TAX COLLECTION REPORT**

<u>AD VALOREM - HIDALGO COUNTY</u>	<u>2016-2017</u>	<u>2015-2016</u>	<u>DIFFERENCE</u>
<u>DELINQUENT</u>			
ORIGINAL LEVY	31,462,771.31	31,346,653.45	116,117.86
MODIFICATIONS	(848,439.72)	(997,050.15)	148,610.43
DELINQUENT LEVY	30,614,331.59	30,349,603.30	264,728.29
DELINQUENT COLLECTIONS THIS MONTH	496,263.80	468,829.78	27,434.02
DELINQUENT COLLECTIONS TO DATE	9,298,525.29	9,477,101.44	(178,576.15)
OUTSTANDING TO DATE	21,315,806.30	20,872,501.86	443,304.44
PERCENT COLLECTED/ORIGINAL	29.55%	30.23%	-0.68%
PERCENT COLLECTED/MODIFIED	30.37%	31.23%	-0.86%
 TOTAL COLLECTIONS FISCAL YEAR	 9,298,525.29	 9,477,101.44	

HIDALGO COUNTY DELINQUENT TAX COLLECTION 5-YEAR COMPARISON CHART JULY 1ST - JUNE 30TH



YEAR	ORIGINAL LEVY	MODIFICATIONS	ADJUSTED LEVY	COLLECTIONS	OUTSTANDING	PERCENT
2011 & PRIOR	34,855,949.11	(1,024,716.93)	33,831,232.18	10,655,975.29	23,175,256.89	31.50%
2012 & PRIOR	34,042,934.94	(982,849.21)	33,060,085.73	10,295,875.30	22,764,210.43	31.14%
2013 & PRIOR	33,265,561.40	(1,604,364.09)	31,661,197.31	10,502,069.26	21,159,128.05	33.17%
2014 & PRIOR	31,346,653.45	(997,050.16)	30,349,603.29	9,477,101.44	20,872,501.85	31.23%
2015 & PRIOR	31,462,771.31	(848,439.72)	30,614,331.59	9,298,525.29	21,315,806.30	30.37%

**PABLO "PAUL" VILLARREAL JR., ASSESSOR/COLLECTOR
HIDALGO COUNTY
TAX COLLECTION REPORT**

<u>AD VALOREM - HIDALGO COUNTY</u>	<u>2016-2017</u>	<u>2015-2016</u>	<u>DIFFERENCE</u>
<u>ROLLBACK</u>			
ORIGINAL LEVY	231,323.17	100,394.43	130,928.74
MODIFICATIONS	747,405.04	638,133.56	109,271.48
ROLLBACK LEVY	978,728.21	738,527.99	240,200.22
ROLLBACK COLLECTIONS THIS MONTH	98,822.66	42,919.25	55,903.41
ROLLBACK COLLECTIONS TO DATE	703,640.22	507,204.82	196,435.40
OUTSTANDING TO DATE	275,087.99	231,323.17	43,764.82
PERCENT COLLECTED/ORIGINAL	304.18%	505.21%	-201.03%
PERCENT COLLECTED/MODIFIED	71.89%	68.68%	3.21%
 TOTAL COLLECTIONS FISCAL YEAR	 703,640.22	 507,204.82	

PART 4

RECAP REPORT

JURISDICTION: 0001 HIDALGO COUNTY

	CERT TAXABLE VALUE	ADJUSTMENTS	ADJ TAX VALUE	TAX RATE	TAX LEVY	PAID ACCTS
CURRENT YEAR	32,436,704,063	163,261,657-	32,273,442,406	0.590000	188,029,017.89	300,201

YEAR	TAXES DUE	MONTH ADJ	ADJUSTMENT YTD	LEVY PAID	PAID YTD	BALANCE	COLL %	YTD UNCOLL
2016	189,038,466.34	1,009,448.45-	1,009,448.45-	176,643,278.06	176,643,278.06	11,385,739.83	93.94	1,634.26-
	ADJUSTMENT REFUNDS	300,378.52-	300,378.52-					
2015	10,590,269.45	243,957.64-	243,957.64-	5,511,111.88	5,511,111.88	4,835,199.93	53.27	14,321.52-
	ADJUSTMENT REFUNDS	234,143.14-	234,143.14-					
2014	4,528,075.65	45,515.79-	45,515.79-	1,553,667.19	1,553,667.19	2,928,892.67	34.66	16,299.73-
	ADJUSTMENT REFUNDS	21,142.50-	21,142.50-					
2013	2,920,056.89	27,835.68-	27,835.68-	760,685.71	760,685.71	2,131,535.50	26.30	17,049.00-
	ADJUSTMENT REFUNDS	6,584.84-	6,584.84-					
2012	2,228,594.16	27,371.02-	27,371.02-	428,472.91	428,472.91	1,772,750.23	19.47	17,168.43-
	ADJUSTMENT REFUNDS	7,265.61-	7,265.61-					
2011	1,774,654.49	138,954.57-	138,954.57-	272,361.27	272,361.27	1,363,338.65	16.65	19,137.61-
	ADJUSTMENT REFUNDS	12,489.87-	12,489.87-					
2010	1,534,605.86	50,105.24-	50,105.24-	190,886.05	190,886.05	1,293,614.57	12.86	17,464.23-
	ADJUSTMENT REFUNDS	15,312.47-	15,312.47-					
2009	1,335,452.31	49,716.39-	49,716.39-	129,122.49	129,122.49	1,156,613.43	10.04	16,312.30-
	ADJUSTMENT REFUNDS	11,697.87-	11,697.87-					
2008	1,112,839.07	69,371.87-	69,371.87-	86,017.39	86,017.39	957,449.81	8.24	18,507.20-
	ADJUSTMENT REFUNDS	18,665.76-	18,665.76-					
2007	961,302.21	44,414.47-	44,414.47-	75,516.91	75,516.91	841,370.83	8.24	10,689.09-
	ADJUSTMENT REFUNDS	250.87-	250.87-					
2006	770,036.34	36,673.00-	36,673.00-	56,288.53	56,288.53	677,074.81	7.68	9,374.24-
	ADJUSTMENT REFUNDS	5.00-	5.00-					
2005	653,427.54	28,139.33-	28,139.33-	46,016.89	46,016.89	579,271.32	7.36	8,248.09-
2004	583,137.75	19,477.14-	19,477.14-	35,066.66	35,066.66	528,593.95	6.22	6,667.91-
2003	447,135.98	9,668.33-	9,668.33-	26,021.95	26,021.95	411,445.70	5.95	6,539.83-
2002	406,051.02	8,172.66-	8,172.66-	23,401.77	23,401.77	374,476.59	5.88	6,086.23-
2001	313,579.13	6,592.52-	6,592.52-	18,199.22	18,199.22	288,787.39	5.93	4,588.36-
2000	275,195.50	6,641.50-	6,641.50-	14,858.66	14,858.66	253,695.34	5.53	4,467.82-
1999	194,787.43	5,075.19-	5,075.19-	10,966.36	10,966.36	178,745.88	5.78	3,421.39-
1998	175,767.20	3,425.02-	3,425.02-	11,002.11	11,002.11	161,340.07	6.38	2,435.58-
1997	154,166.78	2,763.98-	2,763.98-	10,704.71	10,704.71	140,698.09	7.07	2,022.71-
1996	123,668.95	1,736.28-	1,736.28-	8,431.25	8,431.25	113,501.42	6.91	1,207.07-
	ADJUSTMENT REFUNDS	187.93-	187.93-					
1995	379,967.60	22,832.10-	22,832.10-	29,725.38	29,725.38	327,410.12	8.32	2,462.13-
	ADJUSTMENT REFUNDS	11.09-	11.09-					
****	220,501,237.65	1,857,888.17-	1,857,888.17-	185,941,803.35	185,941,803.35	32,701,546.13		206,104.73-
	ADJUSTMENT REFUNDS	628,135.47-	628,135.47-					

FISCAL START: 07/01/2016 END: 06/30/2017 JURISDICTION: 0001 HIDALGO COUNTY

	CERT TAXABLE VALUE	ADJUSTMENTS	ADJ TAX VALUE	TAX RATE	TAX LEVY	PAID ACCTS
CURRENT YEAR	32,436,704,063	163,261,657-	32,273,442,406	00.590000	188,029,017.89	300,201

YEAR	TAXES DUE	MONTH ADJ	ADJUSTMENT YTD	LEVY PAID	PAID YTD	BALANCE	COLL %	YTD UNCOLL
2016	189,038,466.34	1,009,448.45-	1,009,448.45-	176,643,278.06	176,643,278.06	11,385,739.83	93.94	1,634.26-
2015	10,590,269.45	243,957.64-	243,957.64-	5,511,111.88	5,511,111.88	4,835,199.93	53.27	14,321.52-
2014	4,528,075.65	45,515.79-	45,515.79-	1,553,667.19	1,553,667.19	2,928,892.67	34.66	16,299.73-
2013	2,920,056.89	27,835.68-	27,835.68-	760,685.71	760,685.71	2,131,535.50	26.30	17,049.00-
2012	2,228,594.16	27,371.02-	27,371.02-	428,472.91	428,472.91	1,772,750.23	19.47	17,168.43-
2011	1,774,654.49	138,954.57-	138,954.57-	272,361.27	272,361.27	1,363,338.65	16.65	19,137.61-
2010	1,534,605.86	50,105.24-	50,105.24-	190,886.05	190,886.05	1,293,614.57	12.86	17,464.23-
2009	1,335,452.31	49,716.39-	49,716.39-	129,122.49	129,122.49	1,156,613.43	10.04	16,312.30-
2008	1,112,839.07	69,371.87-	69,371.87-	86,017.39	86,017.39	957,449.81	8.24	18,507.20-
2007	961,302.21	44,414.47-	44,414.47-	75,516.91	75,516.91	841,370.83	8.24	10,689.09-
2006	770,036.34	36,673.00-	36,673.00-	56,288.53	56,288.53	677,074.81	7.68	9,374.24-
2005	653,427.54	28,139.33-	28,139.33-	46,016.89	46,016.89	579,271.32	7.36	8,248.09-
2004	583,137.75	19,477.14-	19,477.14-	35,066.66	35,066.66	528,593.95	6.22	6,667.91-
2003	447,135.98	9,668.33-	9,668.33-	26,021.95	26,021.95	411,445.70	5.95	6,539.83-
2002	406,051.02	8,172.66-	8,172.66-	23,401.77	23,401.77	374,476.59	5.88	6,086.23-
2001	313,579.13	6,592.52-	6,592.52-	18,199.22	18,199.22	288,787.39	5.93	4,588.36-
2000	275,195.50	6,641.50-	6,641.50-	14,858.66	14,858.66	253,695.34	5.53	4,467.82-
1999	194,787.43	5,075.19-	5,075.19-	10,966.36	10,966.36	178,745.88	5.78	3,421.39-
1998	175,767.20	3,425.02-	3,425.02-	11,002.11	11,002.11	161,340.07	6.38	2,435.58-
1997	154,166.78	2,763.98-	2,763.98-	10,704.71	10,704.71	140,698.09	7.07	2,022.71-
1996	123,668.95	1,736.28-	1,736.28-	8,431.25	8,431.25	113,501.42	6.91	1,207.07-
1995	379,967.60	22,832.10-	22,832.10-	29,725.38	29,725.38	327,410.12	8.32	2,462.13-
****	220,501,237.65	1,857,888.17-	1,857,888.17-	185,941,803.35	185,941,803.35	32,701,546.13		206,104.73-

JURISDICTION: 0001 HIDALGO COUNTY

	CERT TAXABLE VALUE	ADJUSTMENTS	ADJ TAX VALUE	TAX RATE	TAX LEVY	PAID ACCTS
CURRENT YEAR	0	0	0	0.590000	38,922.73	11

YEAR	TAXES DUE	MONTH ADJ	ADJUSTMENT YTD	LEVY PAID	PAID YTD	BALANCE	COLL %	YTD UNCOLL
2016	0.00	38,922.73	38,922.73	20,921.69	20,921.69	18,001.04	53.75	0.00
ADJUSTMENT REFUNDS		300,378.52-	300,378.52-					
2015	28,000.29	117,687.83	117,687.83	96,112.95	96,112.95	49,575.17	65.97	0.00
ADJUSTMENT REFUNDS		234,143.14-	234,143.14-					
2014	41,801.11	129,312.49	129,312.49	120,682.64	120,682.64	50,430.96	70.53	0.00
ADJUSTMENT REFUNDS		21,142.50-	21,142.50-					
2013	43,454.46	150,992.65	150,992.65	140,630.87	140,630.87	53,816.24	72.32	0.00
ADJUSTMENT REFUNDS		6,584.84-	6,584.84-					
2012	44,158.51	173,540.14	173,540.14	157,815.86	157,815.86	59,882.79	72.49	0.00
ADJUSTMENT REFUNDS		7,265.61-	7,265.61-					
2011	58,305.83	135,758.34	135,758.34	156,500.52	156,500.52	37,563.65	80.64	0.00
ADJUSTMENT REFUNDS		12,489.87-	12,489.87-					
2010	8,835.51	1,190.86	1,190.86	7,978.43	7,978.43	2,047.94	79.57	0.00
ADJUSTMENT REFUNDS		15,312.47-	15,312.47-					
2009	1,667.12	.00	0.00	405.45	405.45	1,261.67	24.32	0.00
ADJUSTMENT REFUNDS		11,697.87-	11,697.87-					
2008	1,636.71	.00	0.00	1,472.73	1,472.73	163.98	89.98	0.00
ADJUSTMENT REFUNDS		18,665.76-	18,665.76-					
2007	1,295.31	.00	0.00	1,119.08	1,119.08	176.23	86.39	0.00
ADJUSTMENT REFUNDS		250.87-	250.87-					
2006	313.19	.00	0.00	0.00	0.00	313.19		0.00
ADJUSTMENT REFUNDS		5.00-	5.00-					
2005	317.47	.00	0.00	0.00	0.00	317.47		0.00
2004	337.67	.00	0.00	0.00	0.00	337.67		0.00
2003	248.87	.00	0.00	0.00	0.00	248.87		0.00
2002	100.56	.00	0.00	0.00	0.00	100.56		0.00
1995	850.56	.00	0.00	0.00	0.00	850.56		0.00
ADJUSTMENT REFUNDS		11.09-	11.09-					
****	231,323.17	747,405.04	747,405.04	703,640.22	703,640.22	275,087.99		0.00
ADJUSTMENT REFUNDS		627,947.54-	627,947.54-					

FISCAL START: 07/01/2016 END: 06/30/2017 JURISDICTION: 0001 HIDALGO COUNTY

	CERT TAXABLE VALUE	ADJUSTMENTS	ADJ TAX VALUE	TAX RATE	TAX LEVY	PAID ACCTS
CURRENT YEAR	0	0	0	00.590000	38,922.73	11

YEAR	TAXES DUE	MONTH ADJ	ADJUSTMENT YTD	LEVY PAID	PAID YTD	BALANCE	COLL %	YTD UNCOLL
2016	0.00	38,922.73	38,922.73	20,921.69	20,921.69	18,001.04	53.75	0.00
2015	28,000.29	117,687.83	117,687.83	96,112.95	96,112.95	49,575.17	65.97	0.00
2014	41,801.11	129,312.49	129,312.49	120,682.64	120,682.64	50,430.96	70.53	0.00
2013	43,454.46	150,992.65	150,992.65	140,630.87	140,630.87	53,816.24	72.32	0.00
2012	44,158.51	173,540.14	173,540.14	157,815.86	157,815.86	59,882.79	72.49	0.00
2011	58,305.83	135,758.34	135,758.34	156,500.52	156,500.52	37,563.65	80.64	0.00
2010	8,835.51	1,190.86	1,190.86	7,978.43	7,978.43	2,047.94	79.57	0.00
2009	1,667.12	.00	0.00	405.45	405.45	1,261.67	24.32	0.00
2008	1,636.71	.00	0.00	1,472.73	1,472.73	163.98	89.98	0.00
2007	1,295.31	.00	0.00	1,119.08	1,119.08	176.23	86.39	0.00
2006	313.19	.00	0.00	0.00	0.00	313.19		0.00
2005	317.47	.00	0.00	0.00	0.00	317.47		0.00
2004	337.67	.00	0.00	0.00	0.00	337.67		0.00
2003	248.87	.00	0.00	0.00	0.00	248.87		0.00
2002	100.56	.00	0.00	0.00	0.00	100.56		0.00
1995	850.56	.00	0.00	0.00	0.00	850.56		0.00
****	231,323.17	747,405.04	747,405.04	703,640.22	703,640.22	275,087.99		0.00

JURISDICTION: 0001 HIDALGO COUNTY

	CERT TAXABLE VALUE	ADJUSTMENTS	ADJ TAX VALUE	TAX RATE	TAX LEVY	PAID ACCTS
CURRENT YEAR	32,436,704,063	163,261,657-	32,273,442,406	0.590000	188,067,940.62	300,212

YEAR	TAXES DUE	MONTH ADJ	ADJUSTMENT YTD	LEVY PAID	PAID YTD	BALANCE	COLL %	YTD UNCOLL
2016	189,038,466.34	970,525.72-	970,525.72-	176,664,199.75	176,664,199.75	11,403,740.87	93.94	1,634.26-
	ADJUSTMENT REFUNDS	300,378.52-	300,378.52-					
2015	10,618,269.74	126,269.81-	126,269.81-	5,607,224.83	5,607,224.83	4,884,775.10	53.44	14,321.52-
	ADJUSTMENT REFUNDS	234,143.14-	234,143.14-					
2014	4,569,876.76	83,796.70	83,796.70	1,674,349.83	1,674,349.83	2,979,323.63	35.98	16,299.73-
	ADJUSTMENT REFUNDS	21,142.50-	21,142.50-					
2013	2,963,511.35	123,156.97	123,156.97	901,316.58	901,316.58	2,185,351.74	29.20	17,049.00-
	ADJUSTMENT REFUNDS	6,584.84-	6,584.84-					
2012	2,272,752.67	146,169.12	146,169.12	586,288.77	586,288.77	1,832,633.02	24.24	17,168.43-
	ADJUSTMENT REFUNDS	7,265.61-	7,265.61-					
2011	1,832,960.32	3,196.23-	3,196.23-	428,861.79	428,861.79	1,400,902.30	23.44	19,137.61-
	ADJUSTMENT REFUNDS	12,489.87-	12,489.87-					
2010	1,543,441.37	48,914.38-	48,914.38-	198,864.48	198,864.48	1,295,662.51	13.31	17,464.23-
	ADJUSTMENT REFUNDS	15,312.47-	15,312.47-					
2009	1,337,119.43	49,716.39-	49,716.39-	129,527.94	129,527.94	1,157,875.10	10.06	16,312.30-
	ADJUSTMENT REFUNDS	11,697.87-	11,697.87-					
2008	1,114,475.78	69,371.87-	69,371.87-	87,490.12	87,490.12	957,613.79	8.37	18,507.20-
	ADJUSTMENT REFUNDS	18,665.76-	18,665.76-					
2007	962,597.52	44,414.47-	44,414.47-	76,635.99	76,635.99	841,547.06	8.35	10,689.09-
	ADJUSTMENT REFUNDS	250.87-	250.87-					
2006	770,349.53	36,673.00-	36,673.00-	56,288.53	56,288.53	677,388.00	7.67	9,374.24-
	ADJUSTMENT REFUNDS	5.00-	5.00-					
2005	653,745.01	28,139.33-	28,139.33-	46,016.89	46,016.89	579,588.79	7.36	8,248.09-
2004	583,475.42	19,477.14-	19,477.14-	35,066.66	35,066.66	528,931.62	6.22	6,667.91-
2003	447,384.85	9,668.33-	9,668.33-	26,021.95	26,021.95	411,694.57	5.94	6,539.83-
2002	406,151.58	8,172.66-	8,172.66-	23,401.77	23,401.77	374,577.15	5.88	6,086.23-
2001	313,579.13	6,592.52-	6,592.52-	18,199.22	18,199.22	288,787.39	5.93	4,588.36-
2000	275,195.50	6,641.50-	6,641.50-	14,858.66	14,858.66	253,695.34	5.53	4,467.82-
1999	194,787.43	5,075.19-	5,075.19-	10,966.36	10,966.36	178,745.88	5.78	3,421.39-
1998	175,767.20	3,425.02-	3,425.02-	11,002.11	11,002.11	161,340.07	6.38	2,435.58-
1997	154,166.78	2,763.98-	2,763.98-	10,704.71	10,704.71	140,698.09	7.07	2,022.71-
1996	123,668.95	1,736.28-	1,736.28-	8,431.25	8,431.25	113,501.42	6.91	1,207.07-
	ADJUSTMENT REFUNDS	187.93-	187.93-					
1995	380,818.16	22,832.10-	22,832.10-	29,725.38	29,725.38	328,260.68	8.30	2,462.13-
	ADJUSTMENT REFUNDS	11.09-	11.09-					
****	220,732,560.82	1,110,483.13-	1,110,483.13-	186,645,443.57	186,645,443.57	32,976,634.12		206,104.73-
	ADJUSTMENT REFUNDS	628,135.47-	628,135.47-					

FISCAL START: 07/01/2016 END: 06/30/2017 JURISDICTION: 0001 HIDALGO COUNTY

	CERT TAXABLE VALUE	ADJUSTMENTS	ADJ TAX VALUE	TAX RATE	TAX LEVY	PAID ACCTS
CURRENT YEAR	32,436,704,063	163,261,657-	32,273,442,406	00.590000	188,067,940.62	300,212

YEAR	TAXES DUE	MONTH ADJ	ADJUSTMENT YTD	LEVY PAID	PAID YTD	BALANCE	COLL %	YTD UNCOLL
2016	189,038,466.34	970,525.72-	970,525.72-	176,664,199.75	176,664,199.75	11,403,740.87	93.94	1,634.26-
2015	10,618,269.74	126,269.81-	126,269.81-	5,607,224.83	5,607,224.83	4,884,775.10	53.44	14,321.52-
2014	4,569,876.76	83,796.70	83,796.70	1,674,349.83	1,674,349.83	2,979,323.63	35.98	16,299.73-
2013	2,963,511.35	123,156.97	123,156.97	901,316.58	901,316.58	2,185,351.74	29.20	17,049.00-
2012	2,272,752.67	146,169.12	146,169.12	586,288.77	586,288.77	1,832,633.02	24.24	17,168.43-
2011	1,832,960.32	3,196.23-	3,196.23-	428,861.79	428,861.79	1,400,902.30	23.44	19,137.61-
2010	1,543,441.37	48,914.38-	48,914.38-	198,864.48	198,864.48	1,295,662.51	13.31	17,464.23-
2009	1,337,119.43	49,716.39-	49,716.39-	129,527.94	129,527.94	1,157,875.10	10.06	16,312.30-
2008	1,114,475.78	69,371.87-	69,371.87-	87,490.12	87,490.12	957,613.79	8.37	18,507.20-
2007	962,597.52	44,414.47-	44,414.47-	76,635.99	76,635.99	841,547.06	8.35	10,689.09-
2006	770,349.53	36,673.00-	36,673.00-	56,288.53	56,288.53	677,388.00	7.67	9,374.24-
2005	653,745.01	28,139.33-	28,139.33-	46,016.89	46,016.89	579,588.79	7.36	8,248.09-
2004	583,475.42	19,477.14-	19,477.14-	35,066.66	35,066.66	528,931.62	6.22	6,667.91-
2003	447,384.85	9,668.33-	9,668.33-	26,021.95	26,021.95	411,694.57	5.94	6,539.83-
2002	406,151.58	8,172.66-	8,172.66-	23,401.77	23,401.77	374,577.15	5.88	6,086.23-
2001	313,579.13	6,592.52-	6,592.52-	18,199.22	18,199.22	288,787.39	5.93	4,588.36-
2000	275,195.50	6,641.50-	6,641.50-	14,858.66	14,858.66	253,695.34	5.53	4,467.82-
1999	194,787.43	5,075.19-	5,075.19-	10,966.36	10,966.36	178,745.88	5.78	3,421.39-
1998	175,767.20	3,425.02-	3,425.02-	11,002.11	11,002.11	161,340.07	6.38	2,435.58-
1997	154,166.78	2,763.98-	2,763.98-	10,704.71	10,704.71	140,698.09	7.07	2,022.71-
1996	123,668.95	1,736.28-	1,736.28-	8,431.25	8,431.25	113,501.42	6.91	1,207.07-
1995	380,818.16	22,832.10-	22,832.10-	29,725.38	29,725.38	328,260.68	8.30	2,462.13-
****	220,732,560.82	1,110,483.13-	1,110,483.13-	186,645,443.57	186,645,443.57	32,976,634.12		206,104.73-

TAX COLLECTION SYSTEM
 TAX COLLECTOR MONTHLY REPORT
 FROM 07/01/2016 TO 06/30/2017

JURISDICTION: 0011 ROAD DISTRICT #02

	CERT TAXABLE VALUE	ADJUSTMENTS	ADJ TAX VALUE	TAX RATE	TAX LEVY	PAID ACCTS
CURRENT YEAR	0	0	0	0.000000	60.90	5

YEAR	TAXES DUE	MONTH ADJ	ADJUSTMENT YTD	LEVY PAID	PAID YTD	BALANCE	COLL %	YTD UNCOLL
1995	60.90	16.83-	16.83-	0.00	0.00	44.07		0.00
****	60.90	16.83-	16.83-	0.00	0.00	44.07		0.00

TAX COLLECTION SYSTEM
 TAX COLLECTOR MONTHLY REPORT
 FROM 07/01/2016 TO 06/30/2017

FISCAL START: 07/01/2016 END: 06/30/2017 JURISDICTION: 0011 ROAD DISTRICT #02

	CERT TAXABLE VALUE	ADJUSTMENTS	ADJ TAX VALUE	TAX RATE	TAX LEVY	PAID ACCTS
CURRENT YEAR	0	0	0	00.000000	60.90	5

YEAR	TAXES DUE	MONTH ADJ	ADJUSTMENT YTD	LEVY PAID	PAID YTD	BALANCE	COLL %	YTD UNCOLL
1995	60.90	16.83-	16.83-	0.00	0.00	44.07		0.00
****	60.90	16.83-	16.83-	0.00	0.00	44.07		0.00

TAX COLLECTION SYSTEM
TAX COLLECTOR MONTHLY REPORT
FROM 07/01/2016 TO 06/30/2017

JURISDICTION: 0011 ROAD DISTRICT #02

	CERT TAXABLE VALUE	ADJUSTMENTS	ADJ TAX VALUE	TAX RATE	TAX LEVY	PAID ACCTS
CURRENT YEAR	0	0	0	0.000000	60.90	5

YEAR	TAXES DUE	MONTH ADJ	ADJUSTMENT YTD	LEVY PAID	PAID YTD	BALANCE	COLL %	YTD UNCOLL
1995	60.90	16.83-	16.83-	0.00	0.00	44.07		0.00
****	60.90	16.83-	16.83-	0.00	0.00	44.07		0.00

TAX COLLECTION SYSTEM
 TAX COLLECTOR MONTHLY REPORT
 FROM 07/01/2016 TO 06/30/2017

FISCAL START: 07/01/2016 END: 06/30/2017 JURISDICTION: 0011 ROAD DISTRICT #02

	CERT TAXABLE VALUE	ADJUSTMENTS	ADJ TAX VALUE	TAX RATE	TAX LEVY	PAID ACCTS
CURRENT YEAR	0	0	0	00.000000	60.90	5

YEAR	TAXES DUE	MONTH ADJ	ADJUSTMENT YTD	LEVY PAID	PAID YTD	BALANCE	COLL %	YTD UNCOLL
1995	60.90	16.83-	16.83-	0.00	0.00	44.07		0.00
****	60.90	16.83-	16.83-	0.00	0.00	44.07		0.00

TAX COLLECTION SYSTEM
TAX COLLECTOR MONTHLY REPORT
FROM 07/01/2016 TO 06/30/2017

JURISDICTION: 0012 ROAD DIST #05

	CERT TAXABLE VALUE	ADJUSTMENTS	ADJ TAX VALUE	TAX RATE	TAX LEVY	PAID ACCTS
CURRENT YEAR	0	0	0	0.010900	692.37	72

YEAR	TAXES DUE	MONTH ADJ	ADJUSTMENT YTD	LEVY PAID	PAID YTD	BALANCE	COLL %	YTD UNCOLL
1999	736.63	44.26-	44.26-	23.29	23.29	669.08	3.36	44.26-
1998	1,134.66	76.80-	76.80-	52.73	52.73	1,005.13	4.98	76.80-
1997	1,098.15	63.14-	63.14-	61.95	61.95	973.06	5.99	63.14-
1996	964.26	34.76-	34.76-	38.98	38.98	890.52	4.19	34.76-
1995	3,956.80	452.51-	452.51-	313.63	313.63	3,190.66	8.95	136.15-
****	7,890.50	671.47-	671.47-	490.58	490.58	6,728.45		355.11-

FISCAL START: 07/01/2016 END: 06/30/2017 JURISDICTION: 0012 ROAD DIST #05

	CERT TAXABLE VALUE	ADJUSTMENTS	ADJ TAX VALUE	TAX RATE	TAX LEVY	PAID ACCTS
CURRENT YEAR	0	0	0	00.010900	692.37	72

YEAR	TAXES DUE	MONTH ADJ	ADJUSTMENT YTD	LEVY PAID	PAID YTD	BALANCE	COLL %	YTD UNCOLL
1999	736.63	44.26-	44.26-	23.29	23.29	669.08	3.36	44.26-
1998	1,134.66	76.80-	76.80-	52.73	52.73	1,005.13	4.98	76.80-
1997	1,098.15	63.14-	63.14-	61.95	61.95	973.06	5.99	63.14-
1996	964.26	34.76-	34.76-	38.98	38.98	890.52	4.19	34.76-
1995	3,956.80	452.51-	452.51-	313.63	313.63	3,190.66	8.95	136.15-
****	7,890.50	671.47-	671.47-	490.58	490.58	6,728.45		355.11-

TAX COLLECTION SYSTEM
TAX COLLECTOR MONTHLY REPORT
FROM 07/01/2016 TO 06/30/2017

JURISDICTION: 0012 ROAD DIST #05

	CERT TAXABLE VALUE	ADJUSTMENTS	ADJ TAX VALUE	TAX RATE	TAX LEVY	PAID ACCTS
	-----	-----	-----	-----	-----	-----
CURRENT YEAR	0	0	0	0.010900	692.37	72
	-----	-----	-----	-----	-----	-----

YEAR	TAXES DUE	MONTH ADJ	ADJUSTMENT YTD	LEVY PAID	PAID YTD	BALANCE	COLL %	YTD UNCOLL
	-----	-----	-----	-----	-----	-----	-----	-----
1999	736.63	44.26-	44.26-	23.29	23.29	669.08	3.36	44.26-
1998	1,134.66	76.80-	76.80-	52.73	52.73	1,005.13	4.98	76.80-
1997	1,098.15	63.14-	63.14-	61.95	61.95	973.06	5.99	63.14-
1996	964.26	34.76-	34.76-	38.98	38.98	890.52	4.19	34.76-
1995	3,956.80	452.51-	452.51-	313.63	313.63	3,190.66	8.95	136.15-
****	7,890.50	671.47-	671.47-	490.58	490.58	6,728.45		355.11-

TAX COLLECTION SYSTEM
 TAX COLLECTOR MONTHLY REPORT
 FROM 07/01/2016 TO 06/30/2017

FISCAL START: 07/01/2016 END: 06/30/2017 JURISDICTION: 0012 ROAD DIST #05

	CERT TAXABLE VALUE	ADJUSTMENTS	ADJ TAX VALUE	TAX RATE	TAX LEVY	PAID ACCTS
CURRENT YEAR	0	0	0	00.010900	692.37	72

YEAR	TAXES DUE	MONTH ADJ	ADJUSTMENT YTD	LEVY PAID	PAID YTD	BALANCE	COLL %	YTD UNCOLL
1999	736.63	44.26-	44.26-	23.29	23.29	669.08	3.36	44.26-
1998	1,134.66	76.80-	76.80-	52.73	52.73	1,005.13	4.98	76.80-
1997	1,098.15	63.14-	63.14-	61.95	61.95	973.06	5.99	63.14-
1996	964.26	34.76-	34.76-	38.98	38.98	890.52	4.19	34.76-
1995	3,956.80	452.51-	452.51-	313.63	313.63	3,190.66	8.95	136.15-
****	7,890.50	671.47-	671.47-	490.58	490.58	6,728.45		355.11-

TAX COLLECTION SYSTEM
TAX COLLECTOR MONTHLY REPORT
FROM 07/01/2016 TO 06/30/2017

JURISDICTION: 0017 ROAD DISTRICT #15

	CERT TAXABLE VALUE	ADJUSTMENTS	ADJ TAX VALUE	TAX RATE	TAX LEVY	PAID ACCTS
CURRENT YEAR	0	0	0	0.000000	704.87	56

YEAR	TAXES DUE	MONTH ADJ	ADJUSTMENT YTD	LEVY PAID	PAID YTD	BALANCE	COLL %	YTD UNCOLL
1995	704.87	.17-	0.17-	7.48	7.48	697.22	1.06	0.17-
****	704.87	.17-	0.17-	7.48	7.48	697.22		0.17-

TAX COLLECTION SYSTEM
 TAX COLLECTOR MONTHLY REPORT
 FROM 07/01/2016 TO 06/30/2017

FISCAL START: 07/01/2016 END: 06/30/2017 JURISDICTION: 0017 ROAD DISTRICT #15

	CERT TAXABLE VALUE	ADJUSTMENTS	ADJ TAX VALUE	TAX RATE	TAX LEVY	PAID ACCTS
CURRENT YEAR	0	0	0	00.000000	704.87	56

YEAR	TAXES DUE	MONTH ADJ	ADJUSTMENT YTD	LEVY PAID	PAID YTD	BALANCE	COLL %	YTD UNCOLL
1995	704.87	.17-	0.17-	7.48	7.48	697.22	1.06	0.17-
****	704.87	.17-	0.17-	7.48	7.48	697.22		0.17-

TAX COLLECTION SYSTEM
TAX COLLECTOR MONTHLY REPORT
FROM 07/01/2016 TO 06/30/2017

JURISDICTION: 0017 ROAD DISTRICT #15

	CERT TAXABLE VALUE	ADJUSTMENTS	ADJ TAX VALUE	TAX RATE	TAX LEVY	PAID ACCTS
CURRENT YEAR	0	0	0	0.000000	704.87	56

YEAR	TAXES DUE	MONTH ADJ	ADJUSTMENT YTD	LEVY PAID	PAID YTD	BALANCE	COLL %	YTD UNCOLL
1995	704.87	.17-	0.17-	7.48	7.48	697.22	1.06	0.17-
****	704.87	.17-	0.17-	7.48	7.48	697.22		0.17-

TAX COLLECTION SYSTEM
 TAX COLLECTOR MONTHLY REPORT
 FROM 07/01/2016 TO 06/30/2017

FISCAL START: 07/01/2016 END: 06/30/2017 JURISDICTION: 0017 ROAD DISTRICT #15

	CERT TAXABLE VALUE	ADJUSTMENTS	ADJ TAX VALUE	TAX RATE	TAX LEVY	PAID ACCTS
CURRENT YEAR	0	0	0	00.000000	704.87	56

YEAR	TAXES DUE	MONTH ADJ	ADJUSTMENT YTD	LEVY PAID	PAID YTD	BALANCE	COLL %	YTD UNCOLL
1995	704.87	.17-	0.17-	7.48	7.48	697.22	1.06	0.17-
****	704.87	.17-	0.17-	7.48	7.48	697.22		0.17-

TAX COLLECTION SYSTEM
TAX COLLECTOR MONTHLY REPORT
FROM 07/01/2016 TO 06/30/2017

JURISDICTION: 0095 STATE OF TEXAS

	CERT TAXABLE VALUE	ADJUSTMENTS	ADJ TAX VALUE	TAX RATE	TAX LEVY	PAID ACCTS
CURRENT YEAR	0	0	0	0.000000	20.47	16

YEAR	TAXES DUE	MONTH ADJ	ADJUSTMENT YTD	LEVY PAID	PAID YTD	BALANCE	COLL %	YTD UNCOLL
1995	20.47	2.67-	2.67-	6.31	6.31	11.49	35.45	0.00
****	20.47	2.67-	2.67-	6.31	6.31	11.49		0.00

FISCAL START: 07/01/2016 END: 06/30/2017 JURISDICTION: 0095 STATE OF TEXAS

	CERT TAXABLE VALUE	ADJUSTMENTS	ADJ TAX VALUE	TAX RATE	TAX LEVY	PAID ACCTS
CURRENT YEAR	0	0	0	00.000000	20.47	16

YEAR	TAXES DUE	MONTH ADJ	ADJUSTMENT YTD	LEVY PAID	PAID YTD	BALANCE	COLL %	YTD UNCOLL
1995	20.47	2.67-	2.67-	6.31	6.31	11.49	35.45	0.00
****	20.47	2.67-	2.67-	6.31	6.31	11.49		0.00

TAX COLLECTION SYSTEM
TAX COLLECTOR MONTHLY REPORT
FROM 07/01/2016 TO 06/30/2017

JURISDICTION: 0095 STATE OF TEXAS

	CERT TAXABLE VALUE	ADJUSTMENTS	ADJ TAX VALUE	TAX RATE	TAX LEVY	PAID ACCTS
CURRENT YEAR	0	0	0	0.000000	20.47	16

YEAR	TAXES DUE	MONTH ADJ	ADJUSTMENT YTD	LEVY PAID	PAID YTD	BALANCE	COLL %	YTD UNCOLL
1995	20.47	2.67-	2.67-	6.31	6.31	11.49	35.45	0.00
****	20.47	2.67-	2.67-	6.31	6.31	11.49		0.00

TAX COLLECTION SYSTEM
 TAX COLLECTOR MONTHLY REPORT
 FROM 07/01/2016 TO 06/30/2017

FISCAL START: 07/01/2016 END: 06/30/2017 JURISDICTION: 0095 STATE OF TEXAS

	CERT TAXABLE VALUE	ADJUSTMENTS	ADJ TAX VALUE	TAX RATE	TAX LEVY	PAID ACCTS
CURRENT YEAR	0	0	0	00.000000	20.47	16

YEAR	TAXES DUE	MONTH ADJ	ADJUSTMENT YTD	LEVY PAID	PAID YTD	BALANCE	COLL %	YTD UNCOLL
1995	20.47	2.67-	2.67-	6.31	6.31	11.49	35.45	0.00
****	20.47	2.67-	2.67-	6.31	6.31	11.49		0.00

PART 5

REMITTANCES

02/16/2017 17:00:37 2696054
 TC298-D SELECTION: DEPOSIT
 RECEIPT DATE: ALL

TAX COLLECTION SYSTEM
 DEPOSIT DISTRIBUTION
 FROM: 02/19/2017 THRU 02/19/2017
 JURISDICTION: 0001 HIDALGO COUNTY

YEAR	FUND	TAX RATE	LEVY PAID	DISCOUNT GIVEN	PENALTY INTEREST	TIF AMOUNT	DISBURSE TOTAL	ATTORNEY	OTHER FEES	REFUND AMOUNT	PAYMENT AMOUNT
2016	M & O	.518600	971,806.46	.00	74,916.35	.00	1,046,722.81	.00	.00	.00	1,046,722.81
	I & S	.071400	133,796.82	.00	10,314.47	.00	144,111.29	.00	.00	.00	144,111.29
	TOTAL	.590000	1,105,603.28	.00	85,230.82	.00	1,190,834.10	.00	.00	.00	1,190,834.10
ALL	M & O		971,806.46	.00	74,916.35	.00	1,046,722.81	.00	.00	.00	1,046,722.81
ALL	I & S		133,796.82	.00	10,314.47	.00	144,111.29	.00	.00	.00	144,111.29
ALL	TOTAL		1,105,603.28	.00	85,230.82	.00	1,190,834.10	.00	.00	.00	1,190,834.10
DLQ	M & O		.00	.00	.00	.00	.00	.00	.00	.00	.00
DLQ	I & S		.00	.00	.00	.00	.00	.00	.00	.00	.00
DLQ	TOTAL		.00	.00	.00	.00	.00	.00	.00	.00	.00
CURR	M & O		971,806.46	.00	74,916.35	.00	1,046,722.81	.00	.00	.00	1,046,722.81
CURR	I & S		133,796.82	.00	10,314.47	.00	144,111.29	.00	.00	.00	144,111.29
CURR	TOTAL		1,105,603.28	.00	85,230.82	.00	1,190,834.10	.00	.00	.00	1,190,834.10