

2018 Budget Process

Department of Budget and Management



WORKSHOP #3

August 15, 2017

Table of Contents

2018 BUDGET PROCESS

WORKSHOP #3

BASE BUDGET.....	1
NET TAXABLE VALUES.....	2
ELECTED OFFICIAL SALARIES	3
APPENDIX	
FUND BALANCE - ESTIMATED VS ACTUAL HISTORY.....	4
GENERAL FUND - ADOPTED VS ACTUAL HISTORY.....	5
ROAD & BRIDGE - ALLOCATION BY PRECINCT HISTORY.....	6
ROAD & BRIDGE - FUNDING SOURCE HISTORY	7
AID TO NON-GOVERNMENT AGENCIES	8

HIDALGO COUNTY

Department Of Budget & Management

2018 BUDGET PROCESS

General Fund Budget

As of August 15, 2017

2017 Adopted Budget: \$ 194,269,170

Personnel Actions: \$ 670,596
 Approved after 2017 Adopted Budget

2018 BASE LINE BUDGET: \$ **194,939,766**
 Operating Expenses @2017 Adopted Budget Level

PROJECTED BUDGET INCREASES:

	2017 Original Budget	2018 Requested Budget	2018 Requested Increase	2018 Proposed Increase
Budget Issues		3,295,083	3,295,083	400,000
Juvenile Room & Board	2,500,000	4,000,000	1,500,000	450,000
Jail Room and Board	1,850,000	3,350,000	1,500,000	450,000
Enhanced Indigent Health Care Program	-	1,333,334	1,333,334	605,000
Public Defense	5,920,667	7,200,000	1,279,333	450,000
New Courthouse M&O	-	1,000,000	1,000,000	-
Health Insurance (5% Emp. Only, 10% All Others)	14,211,107	15,074,627	863,520	863,520
Election Poll Workers	300,000	1,000,000	700,000	500,000
Contingency (0.5% of Revenues)	348,088	997,000	648,912	-
JP/Constable Pct. 5	-	606,171	606,171	150,000
TCDRS	11,063,431	11,388,024	324,593	324,593
Vehicle Lease Program (Non-Law enforcement)		300,000	300,000	300,000
Visiting Judges	100,000	325,000	225,000	225,000
Gasoline	1,934,402	2,134,402	200,000	-
Texas Tropical Behavioral Health	1,060,000	1,160,964	100,964	100,964
Electronic Library Maintenance Cost		70,000	70,000	-
Total Increases:	\$ 39,287,695	\$ 53,234,605	\$ 13,946,910	\$ 4,819,077

PROJECTED BUDGET NEED FOR 2018: \$ **199,758,843**

FINANCING METHOD (ESTIMATED REVENUES):

Property Tax Revenue	-	169,220,000	169,220,000
Other Revenue	-	30,560,000	30,560,000
Budget Reductions	-	-	-
	\$ -	\$ 199,780,000	\$ 199,780,000

PROJECTED REVENUES: \$ **199,780,000**

PROJECTED SHORT FALL: \$ **21,157**

HIDALGO COUNTY
 Department Of Budget & Management

2018 BUDGET PROCESS

Net Taxable Values Before Freeze Adjustment

	2016	2017
ARB Approved	\$ 32,436,704,063	\$ 33,736,389,208
Under ARB Review	\$ 63,907,157	532,485,426
TOTAL:	\$ 32,500,611,220	\$ 34,268,874,634
Increase in Taxable Values		\$ 1,768,263,414
% Increase in Taxable Values		5.44%
Estimated Tax Levy at 59¢ per \$100		\$ 161,951,000
Estimated Tax Levy at 58¢ per \$100		\$ 158,983,000
Estimated Levy Reduction		\$ 2,968,000

HIDALGO COUNTY
Department Of Budget & Management

2018 BUDGET PROCESS
Elected Official Salaries

Position	Current Salaries	Proposed 2018 Salaries	Current Auto Allow.	Proposed Auto Allow. 2018	Current Other Allow.	Proposed Other Allow. 2018
* County Judge	114,660.00	114,660.00	8,000.00	8,000.00	-	-
* County Commissioners	98,280.00	98,280.00	8,000.00	8,000.00	-	-
Court at Law Judges ⁽³⁾	161,710.00	161,710.00	8,000.00	8,000.00	-	-
* Tax Assessor/Collector	97,500.00	97,500.00	8,000.00	8,000.00	-	-
* County Clerk	100,425.00	100,425.00	8,000.00	8,000.00	-	-
* District Clerk	97,500.00	97,500.00	8,000.00	8,000.00	-	-
* County Treasurer	100,425.00	100,425.00	8,000.00	8,000.00	-	-
* County Sheriff	140,595.00	140,595.00	-	-	3,300.00	3,300.00
* Justice of the Peace Pct. #1, Pl. #1	82,400.00	82,400.00	10,000.00	10,000.00	-	-
* Justice of the Peace Pct. #1, Pl. #2	82,400.00	82,400.00	10,000.00	10,000.00	-	-
* Justice of the Peace Pct. #2, Pl. #1	82,400.00	82,400.00	10,000.00	10,000.00	-	-
* Justice of the Peace Pct. #2, Pl. #2	82,400.00	82,400.00	10,000.00	10,000.00	-	-
* Justice of the Peace Pct. #3, Pl. #1	82,400.00	82,400.00	10,000.00	10,000.00	-	-
* Justice of the Peace Pct. #3, Pl. #2	82,400.00	82,400.00	10,000.00	10,000.00	-	-
* Justice of the Peace Pct. #4, Pl. #1	82,400.00	82,400.00	10,000.00	10,000.00	-	-
* Justice of the Peace Pct. #4, Pl. #2	82,400.00	82,400.00	10,000.00	10,000.00	-	-
* Constable Pct. #1	82,400.00	82,400.00	14,000.00	14,000.00	1,200.00	1,200.00
* Constable Pct. #2	82,400.00	82,400.00	14,000.00	14,000.00	2,400.00	3,000.00
* Constable Pct. #3	82,400.00	82,400.00	14,000.00	14,000.00	4,500.00	4,500.00
* Constable Pct. #4	82,400.00	82,400.00	14,000.00	14,000.00	1,800.00	1,800.00
District Court Judges ⁽³⁾	18,000.00	18,000.00	10,373.00	10,373.00	-	-
Criminal District Attorney ⁽¹⁾⁽²⁾	50,114.00	50,114.00	8,000.00	8,000.00	3,500.00	3,500.00

* Officials required to be given notice of proposed salary and afforded an opportunity to request a hearing before the Salary Grievance Committee (as per Texas Local Government Code Chapter 152).

1. The Criminal District Attorney and all District Judges receive supplement pay from the County. Other allowances for the Sheriff and/or the Constables are for Education and Professional Certifications. If the proposed increases are approved, they will become effective January 1, 2018.

2. The 84th Legislature due to Budgeting Process error, in relation to retirement contribution rate increases for state employees, is providing a salary supplement to counties for their elected felony prosecutors in the amount of \$3,500.00 along with an additional 20% to cover fringe benefits for a total amount of \$4,200.00. The State Comptroller's Office will reimburse the county for this cost in relation to the District Attorney's temporary supplemental pay.

3. Due to statutory restrictions, COLA is not recommended for District Court and County Court at Law Judges.



APPENDIX

HIDALGO COUNTY

Department Of Budget & Management

2018 BUDGET PROCESS

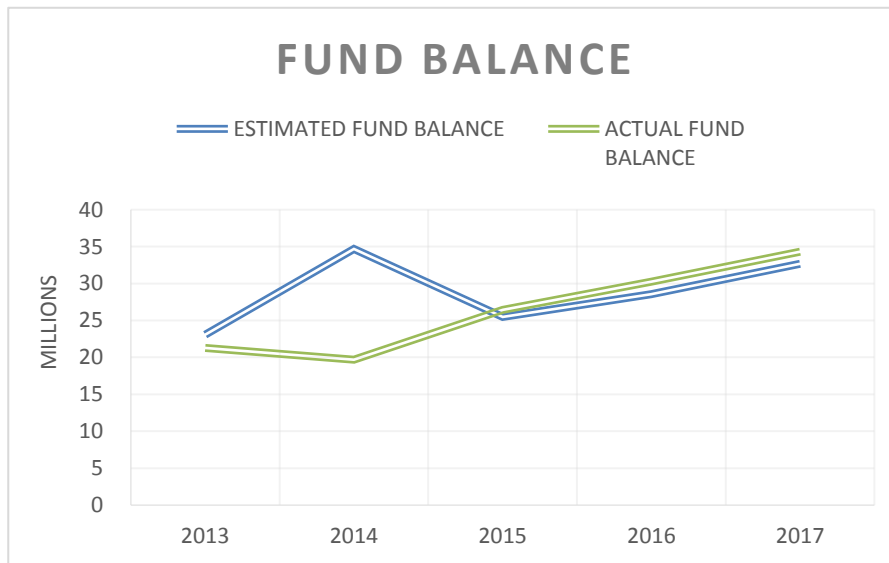
FUND BALANCE

PROJECTED VS. ACTUAL

Five Year History

YEAR	ESTIMATED FUND BALANCE	ACTUAL FUND BALANCE	VARIANCE
2013	23,075,237	21,279,236	(1,796,001)
2014	34,684,010	19,689,742	(14,994,268)
2015	25,474,432	26,426,521	952,089
2016	28,548,588	30,260,498	1,711,910
2017	32,673,183	34,310,498 ⁽¹⁾	1,637,315

(1) 2017 Actual Fund Balance based on DBM Estimates



HIDALGO COUNTY

Department Of Budget & Management

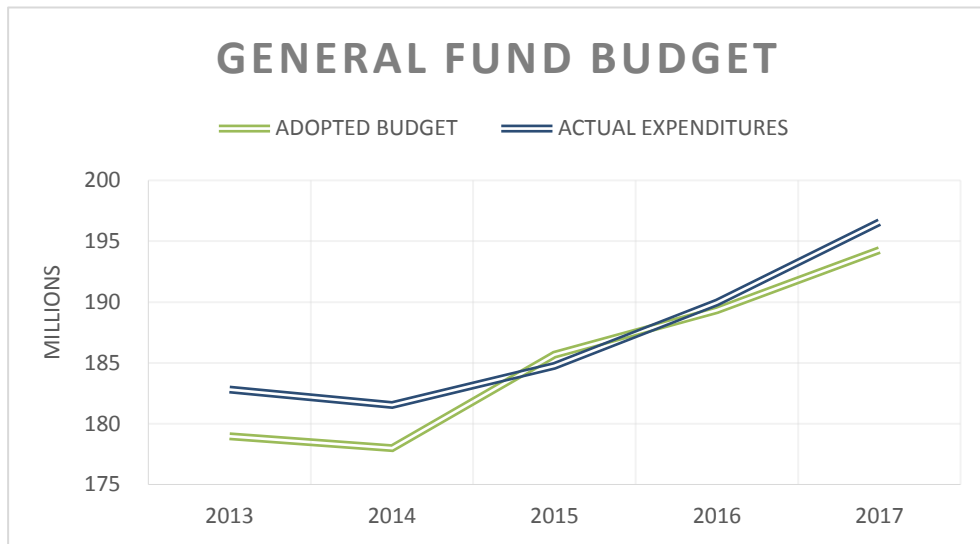
2018 BUDGET PROCESS

GENERAL FUND BUDGET

ADOPTED VS. ACTUAL
Five Year History

YEAR	ADOPTED BUDGET	ACTUAL EXPENDITURES	VARIANCE
2013	178,956,978	182,800,360	(3,843,382)
2014	177,989,712	181,537,037	(3,547,325)
2015	185,674,407	184,754,514	919,893
2016	189,336,719	189,949,767	(613,048)
2017	194,269,170	196,562,759 ⁽¹⁾	(2,293,589)

(1) 2017 Actual Expenditures based on DBM Estimate

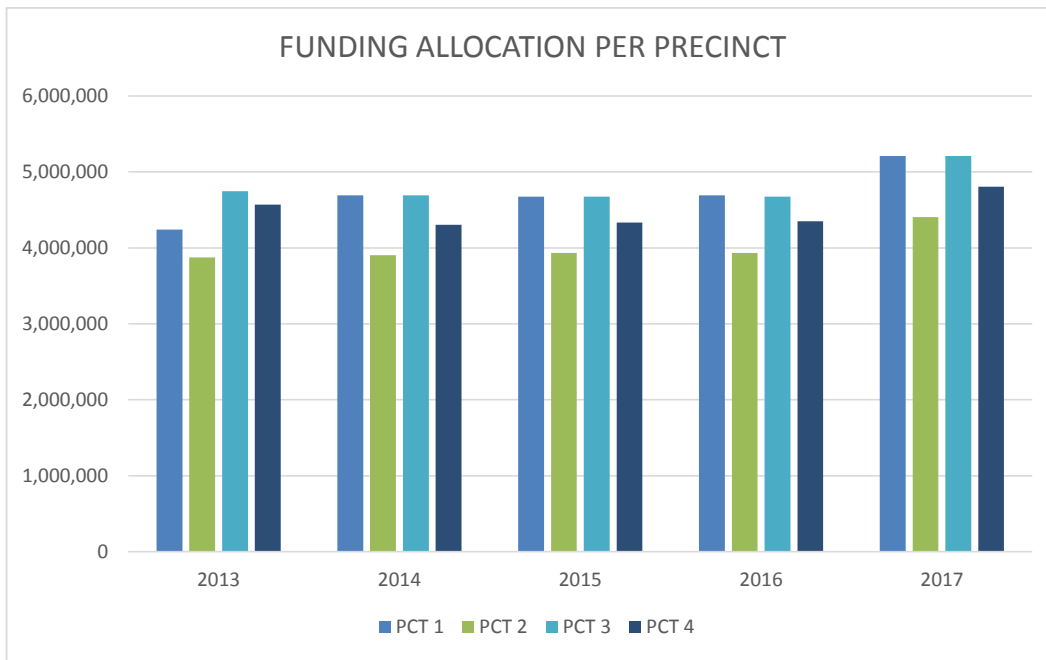


HIDALGO COUNTY

Department Of Budget & Management

2018 BUDGET PROCESS
Road and Bridge
 FUNDING ALLOCATION PER PRECINCT
 Five Year History

YEAR	PCT 1	PCT 2	PCT 3	PCT 4	TOTAL
2013	4,242,144	3,873,635	4,746,144	4,569,635	17,431,558
2014	4,692,381	3,904,446	4,692,381	4,304,446	17,593,654
2015	4,672,822	3,932,010	4,672,822	4,332,010	17,609,664
2016	4,689,625	3,934,818	4,673,131	4,351,738	17,649,312
2017	5,209,049	4,403,911	5,209,049	4,803,911	19,625,920



HIDALGO COUNTY

Department Of Budget & Management

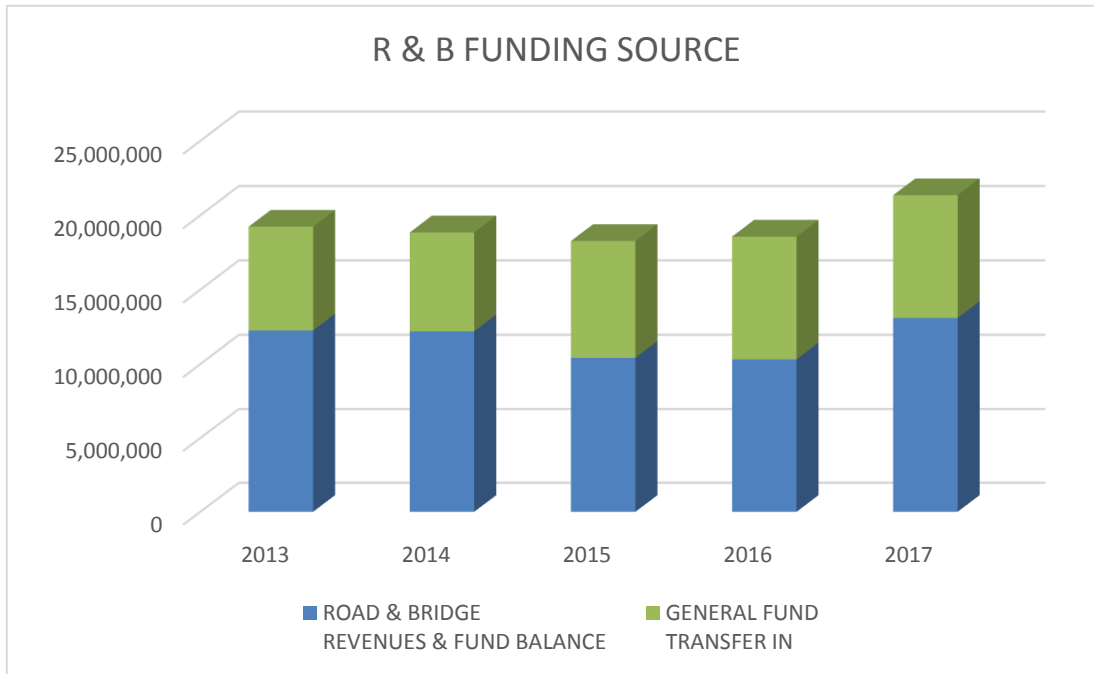
2018 BUDGET PROCESS

ROAD AND BRIDGE

FUNDING SOURCES

Five Year History

YEAR	ROAD & BRIDGE REVENUES & FUND BALANCE	GENERAL FUND TRANSFER IN	TOTAL RESOURCES
2013	12,258,438	6,972,562	19,231,000
2014	12,200,934	6,646,560	18,847,494
2015	10,420,934	7,846,560	18,267,494
2016	10,316,513	8,246,569	18,563,082
2017	13,100,309	8,246,569	21,346,878



HIDALGO COUNTY

Department Of Budget & Management

2018 BUDGET PROCESS

843 - Aid to NonGovt Agencies

Agency	2014 Actual	2015 Actual	2016 Actual	2017 Adjusted	2018 Proposed
VIDA	70,139	124,667	187,000	187,000	187,000
HISTORICAL MUSEUM - MOSTH	370,000	460,000	460,000	460,000	460,000
DONNA MUSEUM	30,000	20,000	10,000	10,000	10,000
MISSION MUSEUM	30,000	20,000	10,000	10,000	10,000
THE UNIVERISTY OF TEXAS SYSTEM-RGV	1,000,000	1,000,000	1,000,000	1,000,000	1,000,000
1115 WAIVER UC	9,000,000	6,000,000	5,500,000	5,500,000	5,500,000
CHILD ADVOCACY CENTER	50,000	50,000	50,000	50,000	50,000
TOTAL	10,550,139	7,674,667	7,217,000	7,217,000	7,217,000

