

# Hidalgo County Head Start Program

## Policy Council Consent Agenda

**DATE:** March 21, 2018

**SUBJECT:** Approval of Monthly Financial Report


**RATIONALE/NEED:** Approval is needed to comply with the Head Start Performance Standard 1304.51(h)(1).


**RECOMMENDATION:** Administration recommends approval.


**COST:** N/A

**RELATED INFORMATION INCLUDES:** Monthly Financial Report

\*\*\*\*\*

**INITIATED BY:** Elma Carrera, Chief Financial Officer 

**REVIEWED BY:** Edmundo Garcia, Assistant Director for Operations 

**EXECUTIVE DIRECTOR'S APPROVAL:** 

Hidalgo County Head Start Program  
 Budget Report  
 Fund 19 - Head Start  
 From 1/1/2018 - 12/31/2018

Account Title	Total Budget	YTD Expenditures	YTD Encumbrances	Total Budget Balance	Percent Budget Remaining	February Expenditures
SALARIES	16,953,160.23	1,952,636.84	0.00	15,000,523.39	88.48%	1,307,698.25
FRINGE BENEFITS	7,283,743.96	1,027,210.33	0.00	6,256,533.63	85.89%	565,239.77
OFFICE SUPPLIES	67,104.05	20,096.26	1,976.42	45,031.37	67.10%	13,438.95
CLASSROOM SUPPLIES	235,285.60	105,165.52	36,094.34	94,025.74	39.96%	45,017.32
MAINTENANCE SUPPLIES	203,135.38	74,505.99	20,570.39	108,059.00	53.19%	43,156.04
MEDICAL SUPPLIES	5,398.00	1,229.08	656.90	3,512.02	65.06%	1,229.08
OPERATIONAL SUPPLIES	66,483.00	10,503.82	571.34	55,407.84	83.34%	2,195.56
RENT	147,492.00	35,957.00	0.00	111,535.00	75.62%	11,791.00
UTILITIES	317,923.78	12,517.04	0.00	305,406.74	96.06%	11,640.58
TELEPHONE	328,585.00	56,103.03	0.00	272,481.97	82.92%	29,669.79
LOCAL TRAVEL	48,500.00	3,436.78	0.00	45,063.22	92.91%	3,436.78
VEHICLE MAINT/REPAIRS	170,000.00	37,570.72	25,529.00	106,900.28	62.88%	28,023.50
HEALTH SERVICES	500.00	25.00	400.00	75.00	15.00%	25.00
DENTAL SERVICES	1,050.00	45.00	200.00	805.00	76.66%	45.00
MENTAL HEALTH	30,000.00	0.00	3,600.00	26,400.00	88.00%	0.00
PRINTING	29,600.00	2,097.50	0.00	27,502.50	92.91%	2,097.50
INSURANCE	193,000.00	0.00	0.00	193,000.00	100.00%	0.00
EQUIPMENT MAINT/REPAIRS	72,300.00	6,465.97	165.00	65,669.03	90.82%	3,611.16
T&TA	276,833.00	42,664.74	4,871.09	229,297.17	82.82%	24,660.34
PROFESSIONAL SERVICES	72,550.00	1,515.00	4,600.00	66,435.00	91.57%	1,515.00
DISABILITY SERVICES	5,600.00	30.00	600.00	4,970.00	88.75%	0.00
<b>TOTALS</b>	<b>26,508,244.00</b>	<b>3,389,775.62</b>	<b>99,834.48</b>	<b>23,018,633.90</b>	<b>86.84%</b>	<b>2,094,490.62</b>