



HIDALGO COUNTY TAX ASSESSOR-COLLECTOR



▣ STATEMENT OF REVENUE COLLECTIONS

COUNTY SERVICES

Most vehicle title and registration services:

- Initial registration (license plates and registration stickers)
- Registration renewals
- Vehicle title transfers
- Change of address on motor vehicle records
- Disabled person license plates and parking placards
- Duplicate registration receipt
- Temporary permits, such as 30-Day Permits and One-Trip Permits
- Exempt registration
- Specialty license plates



Registration and Title Summary Report

Motor Vehicle Transaction Services

2017

1	ANTIQUE MOTORCYCLE PLT	4	22	PASSENGER AND TRUCK PLT	119,004
2	ANTIQUE PLT	105	23	PERMIT PLATE	6
3	BLUE DISABLED PLACARD	18,484	24	PLATE STICKER	40,753
4	COMBINATION PLT	3,523	25	PRIVATE BUS PLATE	21
5	COTTON PLT	2	26	RED DISABLED PLACARD	2,331
6	DISABLED MOTORCYCLE PLT	6	27	SEASONAL AG PERMIT	126
7	DISABLED PERSON PLT	1,522	28	SOIL CONSERVATION PLT	2
8	EXEMPT DOUBLE PLT	683	29	TEMP NON-RES PERMIT (IN)	3
9	EXEMPT MOTORCYCLE PLT	2	30	TOKEN TRAILER PLT	2,328
10	EXEMPT SINGLE PLT	147	31	TOW TRUCK PLT (LARGE)	43
11	FARM TRK TRACTOR PLT	4	32	TRAVEL TRAILER PLT	1,599
12	FARM TRAILER PLT	627	33	TRAILER PLT	4,158
13	FARM TRUCK PLT	248	34	TRUCK PLATE	-
14	FORM 31-RTS	-	35	WINSHIELD STICKER	538,597
15	MACHINERY PLT	58	36	144-HR PERMIT	495
16	MILITARY VEHICLE PLT	-	37	30 DAY MOTORCYCLE PERMIT	19
17	MOPED PLT	6	38	30 DAY PERMIT	3,668
18	MOTOR BUS PLT	-	39	72-HOUR PERMIT	396
19	MOTORCYCLE PLT	1,072		TOTAL TRANSACTIONS:	741,201
20	ONE TRIP MC PERMIT	14			
21	ONE -TRIP PERMIT	1,145		TOTAL COLLECTIONS:	\$ 160,413,179.71

Registration and Title Summary Report

Motor Vehicle Transaction Services

JAN-JUN 2018

1	ANTIQUE MOTORCYCLE PLT	-	23	PASSENGER AND TRUCK PLT	66,647
2	ANTIQUE PLT	-	24	PERMIT PLATE	4
3	BLUE DISABLED PLACARD	9,662	25	PLATE STICKER	24,126
4	CITY BUS PLT	1	26	PRIVATE BUS PLATE	10
5	COMBINATION PLT	648	27	RED DISABLED PLACARD	1,262
6	COTTON PLT	-	28	SEASONAL AG PERMIT	43
7	DISABLED MOTORCYCLE PLT	4	29	SOIL CONSERVATION PLT	1
8	DISABLED PERSON PLT	773	30	SOIL CONSERVATION TRLR PLT	1
9	EXEMPT DOUBLE PLT	343	31	TOKEN TRAILER PLT	1,402
10	EXEMPT MOTORCYCLE PLT	2	32	TOW TRUCK PLT (LARGE)	32
11	EXEMPT SINGLE PLT	98	33	TRACTOR PLT	4
12	FARM TRK TRACTOR PLT	3	34	TRAVEL TRAILER PLT	952
13	FARM TRAILER PLT	368	35	TRAILER PLT	2,523
14	FARM TRUCK PLT	127	36	TRUCK PLATE	-
15	FORM 31-RTS	-	37	WINSHIELD STICKER	305,157
16	MACHINERY PLT	76	38	144-HR PERMIT	262
17	MILITARY VEHICLE PLT	-	39	30 DAY MOTORCYCLE PERMIT	4
18	MOPED PLT	2	40	30 DAY PERMIT	1,712
19	MOTOR BUS PLT	1	41	72-HOUR PERMIT	216
20	MOTORCYCLE PLT	573		TOTAL TRANSACTIONS:	417,458
21	ONE TRIP MC PERMIT	2			
22	ONE -TRIP PERMIT	417		TOTAL COLLECTIONS:	\$ 91,064,930.98

FEE CHART BREAKDOWN

WALK IN - MAIL IN - FLEET - IRP (PASSENGER-LESS/EQL 6000)

Renewal Fee

\$ 84.00

		RMA	County	State
Inspection Fee	\$ 7.50			\$ 7.50
License Fee Commission	\$ 50.75			\$ 50.75
Processing & Handling Fee	\$ 4.75		\$ 2.30	\$ 2.45
Reg Fee - DPS	\$ 1.00			\$ 1.00
County Road & Bridge	\$ 10.00		\$ 10.00	\$ -
County Mobility Fee	\$ 10.00	\$ 10.00		\$ -
	\$ 84.00	\$ 10.00	\$ 12.30	\$ 61.70

Percentage Due to Entity

12% 15% 73%

Title Fee

\$ 28.00

		RMA	County	State
Title App Fee	\$ 13.00		\$ 5.00	\$ 8.00
Texas Mobility Fund	\$ 15.00		\$ -	\$ 15.00
	\$ 28.00	\$ -	\$ 5.00	\$ 23.00

Percentage Due to Entity

- 18% 82%

FEE CHART BREAKDOWN

WALK IN - MAIL IN - FLEET - IRP (TRUCK-LESS/EQL 1 TON)

Renewal Fee
\$ 87.25

		RMA	County	State
Inspection Fee	\$ 7.50			\$ 7.50
License Fee Commission	\$ 54.00			\$ 54.00
Processing & Handling Fee	\$ 4.75		\$ 2.30	\$ 2.45
Reg Fee - DPS	\$ 1.00			\$ 1.00
County Road & Bridge	\$ 10.00		\$ 10.00	\$ -
County Mobility Fee	\$ 10.00	\$ 10.00		\$ -
	\$ 87.25	\$ 10.00	\$ 12.30	\$ 64.95

Percentage Due to Entity 11% 14% 74%

Title Fee
\$ 28.00

		RMA	County	State
Title App Fee	\$ 13.00		\$ 5.00	\$ 8.00
Texas Mobility Fund	\$ 15.00		\$ -	\$ 15.00
	\$ 28.00	\$ -	\$ 5.00	\$ 23.00

Percentage Due to Entity - 18% 82%

FEE CHART BREAKDOWN

ONLINE

Renewal Fee
\$ 83.00

Inspection Fee	\$ 7.50		\$ 7.50
License Fee Commission	\$ 50.75		\$ 50.75
Processing & Handling Fee	\$ 3.75	\$ 0.25	\$ 3.50
Reg Fee - DPS	\$ 1.00		\$ 1.00
County Road & Bridge	\$ 10.00	\$ 10.00	\$ -
County Mobility Fee	\$ 10.00	\$ 10.00	\$ -
	\$ 83.00	\$ 10.00	\$ 62.75

Percentage Due to Entity

12% 12% 76%

FEE CHART BREAKDOWN

FULL SERVICE DEPUTY

Renewal Fee		Full Service			
		Deputy	RMA	County	State
\$ 93.00					
Inspection Fee	\$ 7.50				\$ 7.50
License Fee Commission	\$ 50.75				\$ 50.75
Processing & Handling Fee	\$ 4.75	1.00		\$ 1.30	\$ 2.45
Reg Fee - DPS	\$ 1.00				\$ 1.00
County Road & Bridge	\$ 10.00			\$ 10.00	\$ -
County Mobility Fee	\$ 10.00		\$ 10.00		\$ -
Automation Fee	\$ -				\$ -
	\$ 84.00	1.00	\$ 10.00	\$ 11.30	\$ 61.70
Convenience Fee	\$ 9.00				\$ -
TOTAL FEE:	\$ 93.00	\$ 10.00	\$ 10.00	\$ 11.30	\$ 61.70

Percentage Due to Entity

Deputy	RMA	County	State
11%	11%	12%	66%

Title Fee		Full Service			
		RMA	County	State	
\$ 48.00					
Title App Fee	\$ 13.00		\$ 5.00	\$ 8.00	
Texas Mobility Fund	\$ 15.00		\$ -	\$ 15.00	
	\$ 28.00	\$ -	\$ 5.00	\$ 23.00	
Convenience Fee	\$ 20.00			\$ -	
TOTAL FEE:	\$ 48.00	\$ 20.00	\$ -	\$ 5.00	\$ 23.00

Percentage Due to Entity

RMA	County	State
42%	0%	48%

FEE CHART BREAKDOWN

DEALER DEPUTY

		Dealer Deputy	RMA	County	State
Renewal Fee					
\$ 94.00					
Inspection Fee	\$ 7.50				\$ 7.50
License Fee Commission	\$ 50.75				\$ 50.75
Processing & Handling Fee	\$ 4.75			\$ 2.30	\$ 2.45
Reg Fee - DPS	\$ 1.00				\$ 1.00
County Road & Bridge	\$ 10.00			\$ 10.00	\$ -
County Mobility Fee	\$ 10.00		\$ 10.00		\$ -
	\$ 84.00	\$ -	\$ 10.00	\$ 12.30	\$ 61.70
Convenience Fee	10.00	\$ 10.00			\$ -
TOTAL FEE:	\$ 94.00	\$ 10.00	\$ 10.00	\$ 12.30	\$ 61.70

Percentage Due to Entity 11% 11% 13% 66%

		RMA	County	State
Title Fee				
\$ 28.00				
Title App Fee	\$ 13.00		\$ 5.00	\$ 8.00
Texas Mobility Fund	\$ 15.00		\$ -	\$ 15.00
	\$ 28.00	\$ -	\$ 5.00	\$ 23.00

Percentage Due to Entity - 18% 82%

FEE CHART BREAKDOWN

LIMITED DEPUTY

		Limited			
		Deputy	RMA	County	State
Renewal Fee					
	\$ 84.00				
Inspection Fee	\$ 7.50				\$ 7.50
License Fee Commission	\$ 50.75				\$ 50.75
Processing & Handling Fee	\$ 4.75	1.00		\$ 1.30	\$ 2.45
Reg Fee - DPS	\$ 1.00				\$ 1.00
County Road & Bridge	\$ 10.00			\$ 10.00	\$ -
County Mobility Fee	\$ 10.00		\$ 10.00		\$ -
	\$ 84.00	\$ 1.00	\$ 10.00	\$ 11.30	\$ 61.70
Percentage Due to Entity		1%	12%	13%	73%

PABLO (PAUL) VILLARREAL, JR TAX ASSESSOR & COLLECTOR
STATEMENT OF REVENUE COLLECTED
FOR FISCAL YEAR 2017

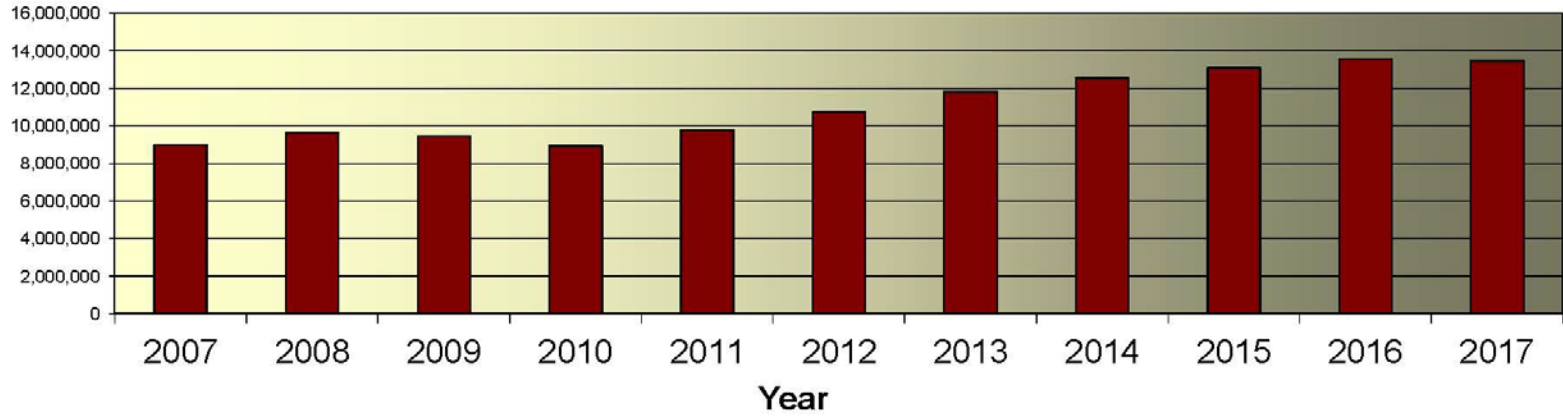
<u>MOTOR VEHICLE DEPARTMENT:</u>	2017	2016	Difference	% Increase -% Decrease
<u>AUTO FEES COLLECTED:</u>				
REGISTRATION G F - COMMISSIONS (GF)	1,751,645.40	1,780,146.79	-28,501.39	-1.60%
REGISTRATION ROAD & BRIDGE FUND (SRF)	360,000.00	360,000.00	0.00	0.00%
100% PYMT of 5% CREDIT OF SALES TAX (GF)	5,417,655.23	5,381,015.03	36,640.20	0.68%
ROAD & BRIDGE - ADDITIONAL \$10.00 (SRF)	5,926,890.00	6,045,930.00	-119,040.00	-1.97%
<u>TOTAL AUTO FEES COLLECTED</u>	<u>13,456,190.63</u>	<u>13,567,091.82</u>	<u>-110,901.19</u>	<u>-0.82%</u>
CERTIFICATE OF TITLE (182,424 *) (GF)	912,120.00	890,335.00	21,785.00	2.45%
BEER - WINE (GF)	138,443.50	132,510.75	5,932.75	4.48%
COUNTY BEER - WINE COMMISSIONS (GF)	12,879.50	18,060.25	-5,180.75	-28.69%
FRAUD INSPECTION FEE (GF)	2,960.00	1,000.00	1,960.00	196.00%
MISC-COPY FEES (GF)	416.50	503.30	-86.80	-17.25%
MISC-NSF CHARGE FEES (GF)	5,770.02	6,660.25	-890.23	-13.37%
CITY SCOFFLAW FEES (GF)	200,285.80	27,952.20	172,333.60	616.53%
TITLE SERVICE LICENSE (GF)	8,000.00	0.00	8,000.00	#DIV/0!
TITLE SERVICE RUNNER LICENSE (GF)	3,500.00	0.00	3,500.00	#DIV/0!
TITLE SERVICE LICENSE RENEWAL (GF)	0.00	0.00	0.00	#DIV/0!
INTERST EARNED (GF)	20,606.82	0.00	20,606.82	#DIV/0!
<u>TOTAL COUNTY COLLECTIONS</u>	<u>14,761,172.77</u>	<u>14,644,113.57</u>	<u>117,059.20</u>	<u>0.80%</u>
REGIONAL MOBILITY AUTHORITY RMA - COUNTY MOBILITY FEE	5,926,860.00	6,045,810.00	-118,950.00	-1.97%
<u>TOTAL COUNTY COLLECTIONS AND RMA</u>	<u>20,688,032.77</u>	<u>20,689,923.57</u>	<u>-1,890.80</u>	<u>-0.01%</u>

(GF) GENERAL FUND

(SRF) SPECIAL REVENUE FUND

* DENOTES TOTAL QUANTITY PROCESSED IN 2017

Motor Vehicle Registration Net Commissions & Fees



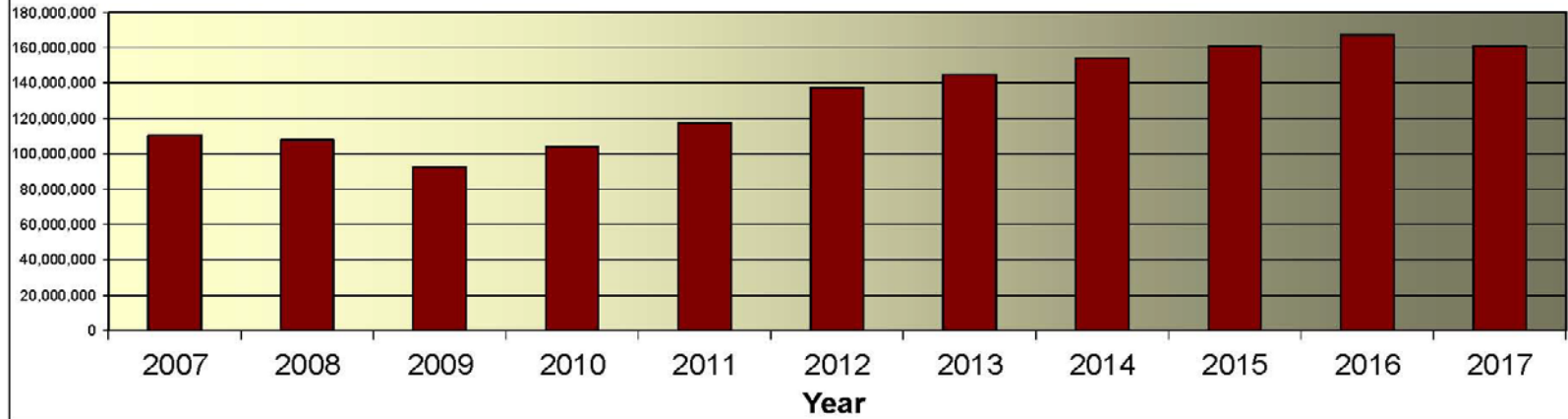
	2007	2008	2009	2010	2011	2012	2013	2014	2015	2016	2017
Net Comm. & Fees	8,987,648	9,642,278	9,439,309	8,925,194	9,767,927	10,751,862	11,833,487	12,555,127	13,099,611	13,567,092	13,456,191
Annual Increase		654,630	-202,969	-514,115	842,733	983,935	1,081,625	721,640	544,485	467,480	-110,901
Percent Increase		7.28%	-2.10%	-5.45%	9.44%	10.07%	10.06%	6.10%	4.34%	3.57%	-0.82%
Total Increase to 2007		654,630	451,661	-62,454	780,279	1,764,214	2,845,839	3,567,479	4,111,963	4,579,444	4,468,543
Total% Increase to 2007		7.28%	5.03%	-0.69%	8.68%	19.63%	31.66%	39.69%	45.75%	50.95%	49.72%

**PABLO (PAUL) VILLARREAL, JR TAX ASSESSOR & COLLECTOR
STATEMENT OF REVENUE COLLECTED
FOR FISCAL YEAR 2017**

<u>MOTOR VEHICLE DEPARTMENT:</u>	<u>2017</u>	<u>2016</u>	<u>Difference</u>	<u>% Increase -% Decrease</u>
<u>FEES COLLECTED FOR STATE:</u>				
REGISTRATION	38,773,061.70	37,210,354.66	1,562,707.04	4.20%
CERTIFICATE OF TITLE (182,424 *)	1,459,392.00	1,424,536.00	34,856.00	2.45%
REBUILT FEE (15,439 *)	1,003,535.00	875,550.00	127,985.00	14.62%
SALES TAX	94,148,532.44	102,541,836.01	-8,393,303.57	-8.19%
SPECIAL PLATES	162,817.69	177,337.39	-14,519.70	-8.19%
INSPECTION FEE	4,550,063.15	4,299,466.70	250,596.45	5.83%
FARMER'S FUND	6,080.00	5,970.00	110.00	1.84%
 <u>TOTAL STATE COLLECTIONS</u>	 <u>140,103,481.98</u>	 <u>146,535,050.76</u>	 <u>-6,431,568.78</u>	 <u>-4.39%</u>
 <u>TOTAL MOTOR VEHICLE DEPT. REVENUE</u>	 <u>160,791,514.75</u>	 <u>167,224,974.33</u>	 <u>-6,433,459.58</u>	 <u>-3.85%</u>

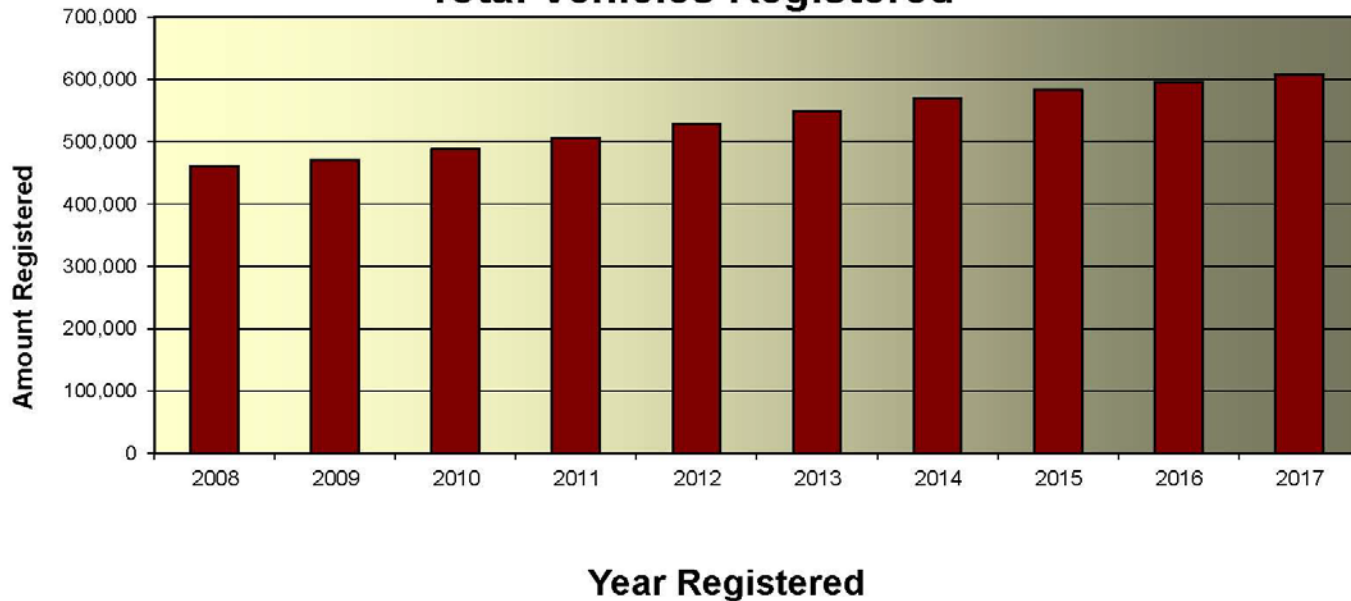
* DENOTES TOTAL QUANTITY PROCESSED IN 2017

Motor Vehicle Registration Gross Collections




	2007	2008	2009	2010	2011	2012	2013	2014	2015	2016	2017
Gross Collections	110,194,009	107,667,136	92,513,416	103,922,453	117,389,065	137,268,438	144,735,132	154,472,680	160,992,186	167,224,974	160,791,515
Annual Increase		-2,526,873	-15,153,720	11,409,037	13,466,612	19,879,373	7,466,694	9,737,548	6,519,506	6,232,788	-6,433,460
Annual % Increase		-2.29%	-14.07%	12.33%	12.96%	16.93%	5.44%	6.73%	4.22%	3.87%	-3.85%
Total Increase to 2007		-2,526,873	-17,680,593	-6,271,556	7,195,056	27,074,429	34,541,123	44,278,671	50,798,177	57,030,965	50,597,506
Total % Increase 2007		-2.29%	-16.04%	-5.69%	6.53%	24.57%	31.35%	40.18%	46.10%	51.76%	45.92%

**Hidalgo County
Tax Assessor Collector
Department of Motor Vehicle
Total Vehicles Registered**



	2008	2009	2010	2011	2012	2013	2014	2015	2016	2017
No. Veh. Reg.	462,051	470,371	488,215	505,523	529,102	549,205	568,966	583,042	595,640	608,697
Increase	13,212	8,320	17,844	17,308	23,579	20,103	19,761	14,076	12,598	13,057
Percent Increase	2.94%	1.80%	3.79%	3.55%	4.66%	3.80%	3.60%	2.47%	2.16%	2.19%
Total Increase to 2008		8,320	26,164	43,472	67,051	87,154	106,915	120,991	133,589	146,646
Total% Increase to 2008		1.80%	5.66%	9.41%	14.51%	18.86%	23.14%	26.19%	28.91%	31.74%
# of Employees	72	72	72	72	72	75	83	82	82	82
Vehicles Per Employee	6417	6533	6781	7021	7349	7323	6855	7110	7264	7423

EXPRESS
LANE
RENEWALS
ONLY



EXPRESS
LANE
RENEWAL
ONLY



RENEWAL
ONLY


MOTOR VEHICLES

SEVERAL LANE
COUNTS IN USE

QUIET PLEASE!
LISTEN FOR
YOUR NUMBER!

DE DOS PASOS
DE TEXAS
2014

TEXAS
TRUSTEE



THANK YOU

