



Hidalgo County Head Start Program

Policy Council Consent Agenda

DATE: March 20, 2019


SUBJECT: Approval of Monthly Financial Report


RATIONALE/NEED: Approval is needed to comply with the Head Start Performance Standard 1302.101(a)(1)(2)(3)


RECOMMENDATION: Administration recommends approval.

COST: N/A

RELATED INFORMATION INCLUDES: Monthly Financial Report

INITIATED BY: Elma Carrera, Chief Financial Officer 

REVIEWED BY: Edmundo Garcia, Assistant Director for Operations 

EXECUTIVE DIRECTOR'S APPROVAL: 

Hidalgo County Head Start Program
 Budget Report
 Fund - 19
 From 01/01/2019 - 12/31/2019

Account Title	Total Budget	YTD Expenditures	YTD Encumbrances	Total Budget Balance	Percent Budget Remaining	February Expenditures
SALARIES	17,445,704.49	1,877,314.79	0.00	15,568,389.70	89.23%	1,300,061.23
FRINGE BENEFITS	7,570,815.30	1,029,010.18	0.00	6,541,805.12	86.40%	569,467.60
OUT OF TOWN TRAVEL	111,908.00	0.00	0.00	111,908.00	100.00%	0.00
OFFICE SUPPLIES	67,104.05	16,081.93	1,681.04	49,341.08	73.52%	10,261.99
CLASSROOM SUPPLIES	288,215.71	74,089.46	20,419.71	193,706.54	67.20%	63,207.22
MAINTENANCE SUPPLIES	203,135.38	40,363.71	23,293.73	139,477.94	68.66%	18,302.06
MEDICAL SUPPLIES	5,398.00	0.00	686.55	4,711.45	87.28%	0.00
OPERATIONAL SUPPLIES	66,483.00	1,945.76	2,844.08	61,693.16	92.79%	799.67
RENT	103,164.00	25,854.00	0.00	77,310.00	74.93%	8,590.00
UTILITIES	231,872.28	9,747.47	0.00	222,124.81	95.79%	8,847.38
TELEPHONE	304,435.79	44,546.96	0.00	259,888.83	85.36%	18,984.71
LOCAL TRAVEL	48,500.00	3,303.80	0.00	45,196.20	93.18%	3,303.80
VEHICLE MAINT/REPAIRS	170,000.00	31,455.13	44,516.27	94,028.60	55.31%	17,533.42
HEALTH SERVICES	500.00	0.00	400.00	100.00	20.00%	0.00
DENTAL SERVICES	1,050.00	45.00	100.00	905.00	86.19%	45.00
MENTAL HEALTH	30,000.00	2,250.00	8,325.00	19,425.00	64.75%	2,250.00
PRINTING	29,600.00	246.90	2,050.00	27,303.10	92.24%	0.00
INSURANCE	197,000.00	0.00	13,165.00	183,835.00	93.31%	0.00
SMALL EQUIPMENT/REPAIRS	72,300.00	3,570.91	990.00	67,739.09	93.69%	434.75
T&TA	210,678.00	19,343.29	21,693.23	169,641.48	80.52%	10,902.45
PROFESSIONAL SERVICES	72,550.00	3,526.75	4,000.00	65,023.25	89.62%	3,526.75
DISABILITY SERVICES	5,600.00	174.80	0.00	5,425.20	96.87%	0.00
Total 19 - Head Start	27,236,014.00	3,182,870.84	144,164.61	23,908,978.55	87.78%	2,036,518.03