

SUMMARY REPORT OF:

1. ESTIMATED REVENUES AND EXPENDITURES FOR 2019
2. ESTIMATED FUND BALANCES AT DECEMBER 31, 2019
3. ESTIMATED REVENUES FOR 2020

PREPARED FOR: HIDALGO COUNTY COMMISSIONERS' COURT
PREPARED BY: OFFICE OF THE HIDALGO COUNTY AUDITOR



Maria Arcilia Duran, C.P.A.
Hidalgo County Auditor

COUNTY *of* HIDALGO



EDINBURG, TEXAS 78539

HIDALGO COUNTY AUDITOR'S OFFICE
Hidalgo County Administration Building
2808 South Business Highway 281
Edinburg, Texas 78539-6243
PHONE: (956) 318-2511
FAX: (956) 318-2577
WEBSITE: www.co.hidalgo.tx.us/auditor

September 3, 2019

Honorable Members of Commissioners Court
Hidalgo County, Texas

Re: Submission of the 2020 Statement of Estimated Available Resources

Court Members:

In accordance with the Texas Local Government Code §111.063, I have prepared a statement of estimated available resources to be used in developing the year 2020 appropriations budget for Hidalgo County. Estimated available resources include projected fund balances at December 31, 2019 as well as revenue projections for year 2020. This statement also includes other information as required by Chapter 111 of the Texas Local Government Code.

In order to prepare a forecast that is reasonably accurate, County departments were contacted for input during the revenue estimation process. The estimates used in the preparation of this statement and presented herein are based on estimated revenues provided by the various County departments, as well as my staff's best efforts in identifying and calculating estimated available resources to the County.

The projected ending fund balances include estimated revenues for additional and new sources of revenues for year 2019. New sources of revenues will be certified to the Commissioners Court, in accordance with Texas Local Government Code §111.07075.

GENERAL FUND

Estimated revenues and other financing sources for the General Fund for year 2019 total \$211,569,856, an increase of \$4,350,299 (2 percent) from the adjusted budget. The increase is mainly attributable to the following:

- The *Licenses and Permits* revenue estimate was increased by \$1,331,900 primarily due to the Sanitation Program permit fees (\$1,285,000) that were not estimated during the 2019 budget process because the Commissioners Court was considering the privatization of the Sanitation Program which would have eliminated the permit fees.
- The *Intergovernmental* revenue estimate was increased by \$1,482,775 primarily due to an increase in motor vehicle sales tax commission (\$598,436) from TxDMV and mixed beverage tax allocation (\$235,000) from the State Comptroller. In addition, election contractual revenues (\$206,224) and law enforcement Title IV-D revenues (\$198,396) were previously recorded as *Charges for Services*.
- The *Miscellaneous* revenue estimate was increased by \$1,100,000 primarily due to a settlement of a lawsuit (\$685,993) and an unemployment compensation refund (\$318,053) from the Texas Association of Counties. Proceeds from settlements are not estimated due to their uncertain nature.

HIDALGO COUNTY DISTRICT JUDGES

LUIS M. BRIOLETERAY JUDGE, 2 ND D.C.	BERNARDO MANCIAS JUDGE, 2 ND D.C.	J. R. "BOBBY" FLORES JUDGE, 1 ST D.C.	ROSE GUERRA REYNA JUDGE, 268 TH D.C.	MARLA CUELLAR JUDGE, 275 TH D.C.	MARIO E. RAMIREZ, JR. JUDGE, 352 ND D.C.	NOE GONZALEZ JUDGE, 370 TH D.C. OVERSEER	LETICIA LOPEZ JUDGE, 385 TH D.C.	L. KENO VASQUEZ JUDGE, 398 TH D.C.	ISRAEL RAMON, JR. JUDGE, 450 TH D.C.	RENEE R. BETANCOURT JUDGE, 448 TH D.C.	JUDGE, 481 ST D.C.
--	---	---	--	--	--	---	--	--	--	--	-------------------------------

The projected unassigned fund balance for the General Fund at December 31, 2019 is \$36,288,496 and includes \$1,865,820 of new sources of revenue. Projected new sources of revenue not restricted by law for specific uses will be certified. If these revenues are appropriated, projected fund balance will decrease by the amount appropriated.

Estimated revenues for year 2020, excluding revenues generated from property taxes and other financing sources, are \$33,317,073, an increase of \$3,174,138 from the 2019 original revenue projections. The increase is primarily due to the following:

- The *Licenses and Permits* revenue estimate increased by \$1,306,000 primarily due to the Sanitation Program permit fees (\$1,260,000) that were not estimated during the 2019 budget process because the Commissioners Court was considering the privatization of the Sanitation Program which would have eliminated the permit fees.
- The *Intergovernmental* revenue estimate was increased by \$1,224,000 primarily due to an increase in motor vehicle sales tax commission (\$450,00) from TxDMV and mixed beverage tax allocation (\$200,000) from the State Comptroller. In addition, election contractual revenues (\$200,00) and law enforcement Title IV-D revenues (\$242,000) were previously recorded as *Charges for Services*.

ROAD & BRIDGE FUND

Estimated revenues and other financing sources for the Road & Bridge Fund for year 2019 total \$22,149,985, an increase of \$911,016 (4 percent) from the adjusted budget. The increase is mainly attributable to the following:

- The *Licenses and Permits* revenue estimate was increased by \$621,000 primarily due to an increase in motor vehicle registrations (\$600,000).
- The *Charges for Services* revenue estimate was increased by \$365,439 primarily due to Precinct No. 4 force labor/equipment reimbursed from the CTIF (County Transportation Infrastructure Fund) grant program (\$235,004).

The projected unassigned fund balance for the Road & Bridge Fund at December 31, 2019 is \$1,539,531 and includes \$456,441 of new sources of revenue. Projected new sources of revenue not restricted by law for specific uses will be certified. If these revenues are appropriated, projected fund balance will decrease by the amount appropriated.

Estimated revenues for year 2020, excluding other financing sources, are \$11,402,000, an increase of \$97,000 from the 2019 original revenue projections.

TAX COLLECTION RATE

The estimated collection of 95% remains the same as the prior year.

CONCLUSION

A conservative approach was utilized in projecting revenues and the corresponding expenditures for calculating ending fund balances at December 31, 2019 and projecting revenues for year 2020. This approach is necessary since no projections were made for settlement of lawsuits, emergencies, and matters not made known to the County Auditor's Office at the time of computation.


I would like to thank all the departments who assisted us in the preparation of this report. I would also like to recognize the Commissioners Court for their commitment to maintain a minimum of 10% reserve in the General Fund pursuant to the Fund Balance and Budget Management Policy approved on December 23, 2008. In 2018, the County closed the year with an unassigned fund balance in the General Fund of \$34,692,619, which represents 17% of total expenditures and transfers out.

HIDALGO COUNTY DISTRICT JUDGES

Commissioners Court
September 3, 2019
Page 3 of 3

In 2019, the unassigned fund balance in the General Fund is estimated to be 16% of total expenditures and transfers out. This percent will decrease if the Commissioners Court approves to appropriate the new sources of revenue and/or the use of fund balance to balance the 2020 budget.

Respectfully,



Maria Arcilia Duran, CPA
Hidalgo County Auditor

cc: Mr. Valde Guerra, County Executive Officer
Mr. Sergio Cruz, Budget Officer

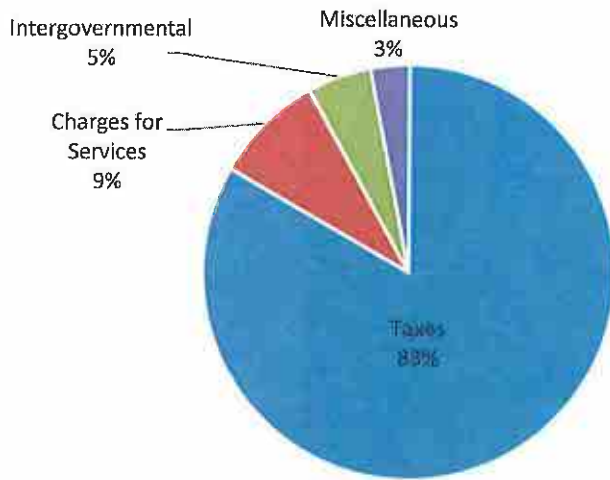
HIDALGO COUNTY DISTRICT JUDGES

LUIS M. SINGLETERRY JUDGE, 82 ND D.C.	FERNANDO MANCIAS JUDGE, 91 ST D.C.	J. R. "BOBBY" FLORES JUDGE, 139 TH D.C.	ROSE GUERRA REYNA JUDGE, 204 TH D.C.	MARLA CUELLAR JUDGE, 275 TH D.C.	MARIO E. RAMIREZ, JR. JUDGE, 332 ND D.C.	NDE GONZALEZ JUDGE, 376 TH D.C. OVERSEER	LETICIA LOPEZ JUDGE, 383 RD D.C.	L. KENO VASQUEZ JUDGE, 388 TH D.C.	ISRAEL RAMON, JR. JUDGE, 430 TH D.C.	RENEE R. BETANCOURT JUDGE, 441 ST D.C.	JUDGE, 464 TH D.C.
---	--	---	--	--	--	---	--	--	--	--	-------------------------------

**General Fund Revenue Sources
2019 Estimated**

Taxes	\$176,135,000
Charges for Services	\$18,396,940
Intergovernmental	\$10,512,081
Miscellaneous	\$6,525,835
	<u>\$211,569,856</u>

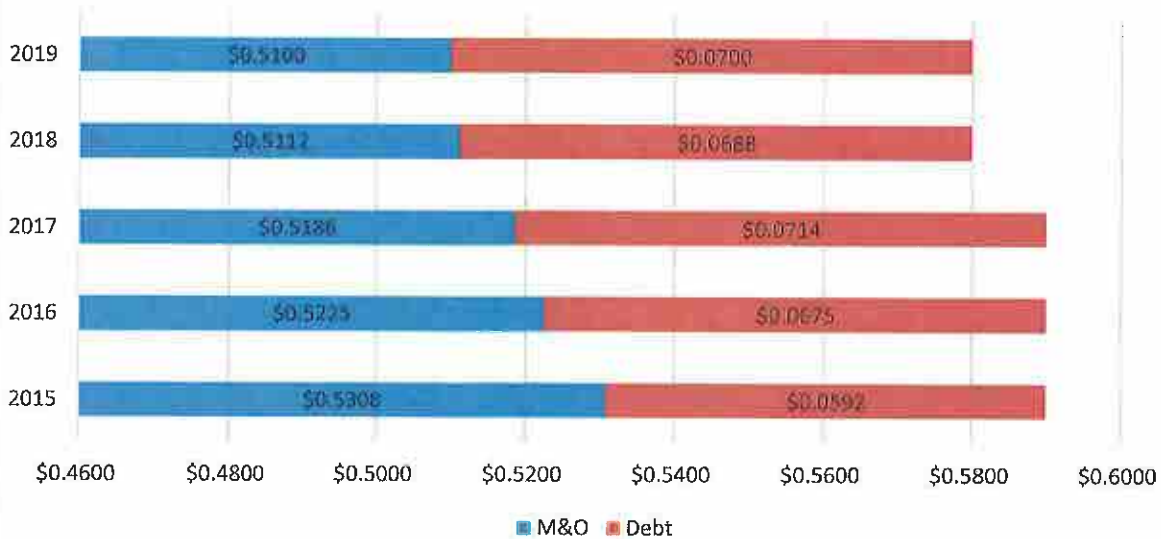
**General Fund Revenue Sources
2019 Estimated**



2015-2019 Tax Rates

	2015	2016	2017	2018	2019
M&O	\$0.5308	\$0.5225	\$0.5186	\$0.5112	\$0.5100
Debt	\$0.0592	\$0.0675	\$0.0714	\$0.0688	\$0.0700
Total	\$0.5900	\$0.5900	\$0.5900	\$0.5800	\$0.5800

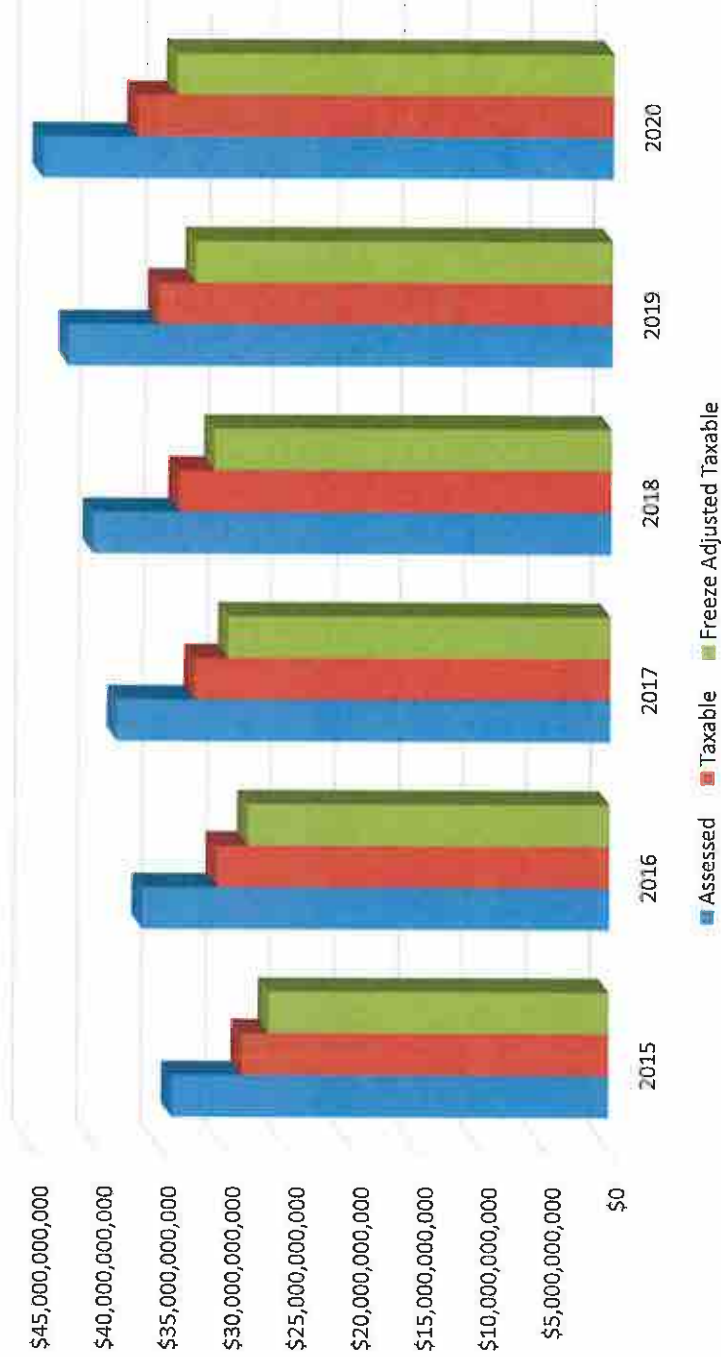
2015-2019 Tax Rates



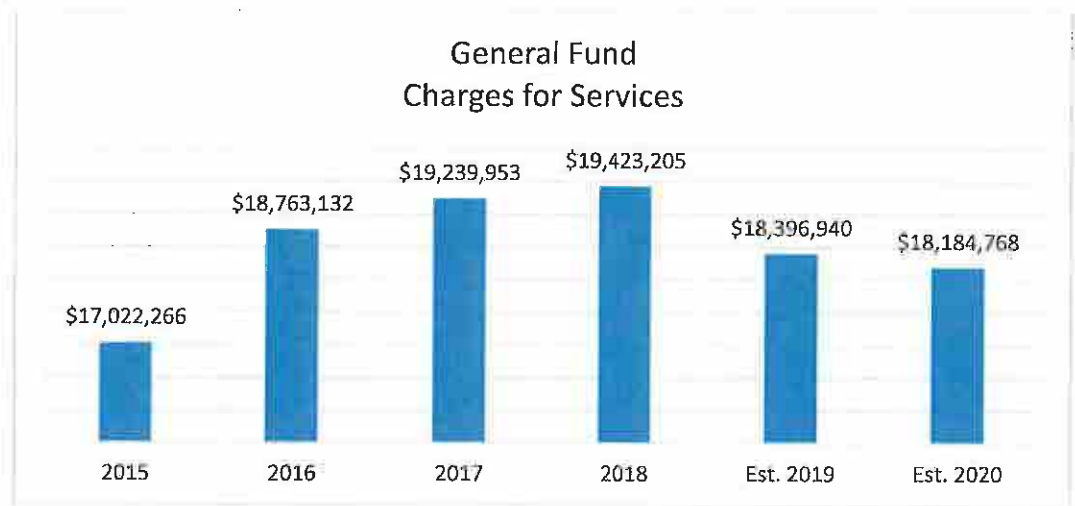
**Hidalgo County Appraisal District
2015-2020 Certified Values**

	2015	2016	2017	2018	2019	2020
Assessed	\$34,063,956,028	\$36,439,231,049	\$38,452,674,171	\$40,415,817,730	\$42,434,486,323	\$44,550,911,270
Taxable	\$28,613,115,990	\$30,650,388,814	\$32,436,704,063	\$33,736,389,208	\$35,459,441,332	\$37,175,996,727
Freeze Adjusted Taxable	\$26,516,218,821	\$28,227,766,805	\$29,847,276,913	\$30,997,903,736	\$32,547,686,165	\$34,117,570,982

**Hidalgo County Appraisal District
2015-2020 Certified Values**

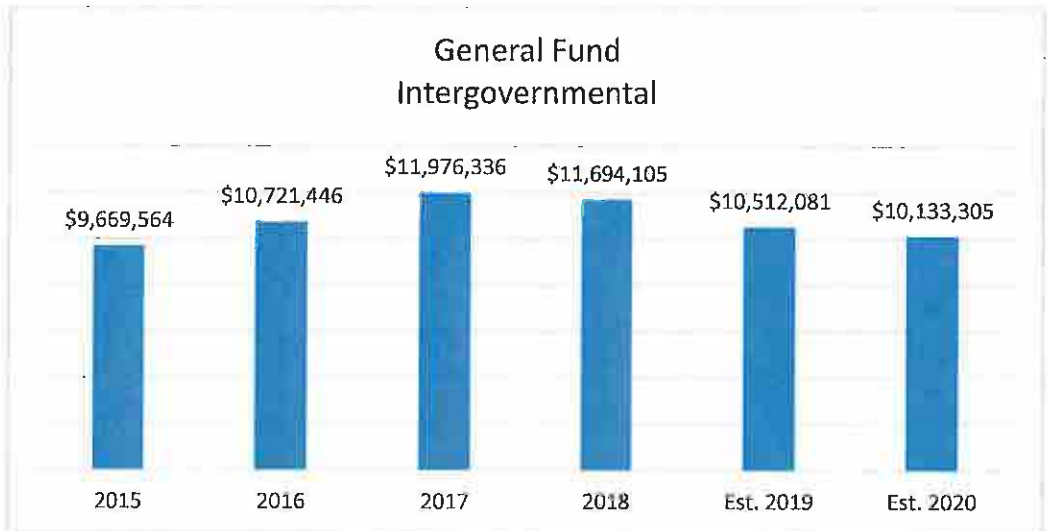


General Fund Charges for Services	
Year	Amount
2015	\$17,022,266
2016	\$18,763,132
2017	\$19,239,953
2018	\$19,423,205
Est. 2019	\$18,396,940
Est. 2020	\$18,184,768



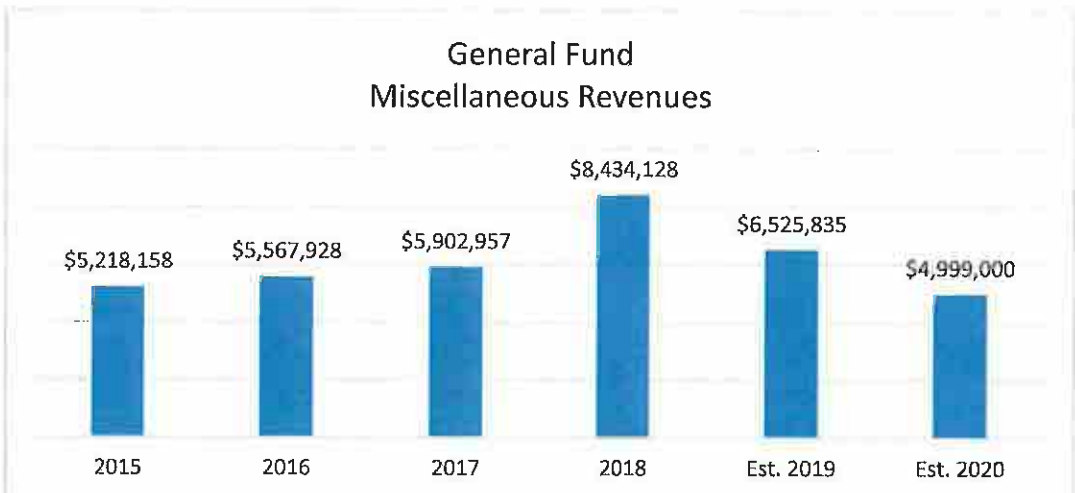
- Notes:
- Decrease from 2018 to 2019 is due to the following:
1. In 2018, Commissioners Court approved to eliminate the WIC indirect cost allocation rate for FY19. Amount collected in 2018 was \$439,006.92.
 2. Estimated a decrease of \$286,485 in revenues for placements in the juvenile boot camp.
 3. In 2019, Constables Title IV-D revenues of \$198,396 are being recorded as Intergovernmental revenue instead of Charges for Services.

General Fund Intergovernmental	
Year	Amount
2015	\$9,669,564
2016	\$10,721,446
2017	\$11,976,336
2018	\$11,694,105
Est. 2019	\$10,512,081
Est. 2020	\$10,133,305



- Notes:
- Increase from 2016 to 2017 is due to a non-recurring payment of \$1,543,373 from FEMA for Hurricane Dolly expenditures.
- Decrease from 2018 to 2019 is due to a non-recurring anchor payment from HHSC related to the 1115 Waiver.

General Fund Miscellaneous	
Year	Amount
2015	\$5,218,158
2016	\$5,567,928
2017	\$5,902,957
2018	\$8,434,128
Est. 2019	\$6,525,835
Est. 2020	\$4,999,000



- Notes:
- Increase from 2017 to 2018 is due to an increase in interest earnings of \$1,533,302.06.
- Decrease from 2018 to 2019 is due to an estimated decrease in interest earnings of \$469,877.90. In addition, no estimations of Other Financing Sources (OFS) were included in 2019. Amount of OFS in 2018 was \$648,738.32.

COUNTY OF HIDALGO, TEXAS

Summary Report of:

- 1. Estimated Revenues and Expenditures for 2019**
- 2. Estimated Fund Balances at December 31, 2019**
- 3. Estimated Revenues for 2020**

TABLE OF CONTENTS

	Page
TAX ESTIMATOR	
Effects of Proposed Tax Rate on Various Taxing Entities for the 2020 Calendar Year - Scenario I	1
Effects of Proposed Tax Rate on Various Taxing Entities for the 2020 Calendar Year - Scenario II	2
SCHEDULES	
Estimated Results of Operations - All funds for the Year 2019	4
Tax Rate and Estimated Revenue Collections - County Wide : Scenario I.....	6
Tax Rate and Estimated Revenue Collections - County Wide : Scenario II.....	7
Tax Rate and Estimated Revenue Collections - County Wide : Scenario I & II.....	8
Debt Service Requirements For 2020 Scenario I.....	10
Resources Available To Meet 2020 Debt Service Requirements: Scenario I	11
Debt Service Requirements For 2020 Scenario II.....	12
Resources Available To Meet 2020 Debt Service Requirements: Scenario II	13
GENERAL FUND	16
SPECIAL REVENUE FUNDS	
1200 Road and Bridge County Wide	36
1220 LEOSE	42
1224 Drug Abuse Prevention and Rehabilitation	44
1225 Pre-Trial Intervention Program.....	46
1234 County Child Abuse Prevention	48
1235 District Clerk Records Management & Preservation	50
1236 District Clerk Title IV-D	52
1237 County Clerk Records Management & Preservation	54
1238 County Records Management and Preservation	56
1239 Court Reporter Service	58
1240 Juvenile Delinquency Prevention	60
1241 Courthouse Security	62
1242 Justice Court Technology	64
1243 Contributions	66
1245 Justice Court Building Security	68
1247 Law Library	70
1250 Supplemental Court Guardianship	72
1255 County & District Court Technology.....	74
- Grants for FY 2018 - 2019 (Includes Colonia Access Program)	76
DEBT SERVICE FUNDS	
1401 Notes Payable	80
1436 Certificates of Obligation, Series 2006	82
1438 Refunding Bonds, Series 2007	84
1439 Certificates of Obligation, Series 2009.....	86
1440 Refunding Bonds, Series 2009A.....	88
1441 Certificates of Obligation, Series 2009B&C.....	90
1442 Certificates of Obligation, Series 2010A&B.....	92
1443 Refunding Bonds, Series 2014A	94
1444 Refunding Bonds, Series 2014B	96
1445 Certificates of Obligation, Series 2014.....	98
1446 Refunding Bonds, Series 2014C	100
1447 Certificates of Obligation, Series 2015A	102
1448 Refunding Bonds, Series 2015B	104
1449 Refunding Bonds - Taxable Series 2015C.....	106
1450 Certificates of Obligation, Series 2016.....	108
1451 Certificates of Obligation, Series 2017	110
1452 Certificates of Obligation, Series 2018A.....	112
1453 Certificates of Obligation, Series 2018B.....	114
1454 Refunding Bonds, Series 2018C	116
1455 Certificates of Obligation, Series 2019A.....	118
1456 Refunding Bonds, Series 2019B	120
ENTERPRISE FUNDS	
2101 Sanitary Landfill and Resource Recovery	124
2102 Jail Commissary	126



TAX ESTIMATOR



County of Hidalgo, Texas
Effects of Proposed Tax Rates on Various Taxing Entities
For the 2020 Calendar Year

Scenario I
EFFECTIVE TAX RATE

Proposed Tax Rate	0.5788
Maintenance & Operation	0.5074
Interest & Sinking Fund	0.0714

	TOTAL	M&O		DEBT SERVICE														
		Total Maintenance and Operations	General Fund 1100	Total Interest and Sinking Fund	Certificates of Obligation, Series 2010A-B 1442	Refunding Bonds, Taxable Series 2014B 1444	Certificates of Obligation, Series 2014 1445	Refunding Bonds, Series 2014C 1446	Certificates of Obligation, Series 2015A 1447	Refunding Bonds, Series 2015B 1448	Refunding Bonds, Taxable Series 2015C 1449	Certificates of Obligation, Series 2016 1450	Certificates of Obligation, Series 2017 1451	Certificates of Obligation, Series 2018A 1452	Certificates of Obligation, Series 2018B 1453	Refunding Bonds, Series 2018C 1454	Certificates of Obligation, Series 2019A 1455	Refunding Bonds, Series 2019B 1456
Freeze Adjusted Taxable Value	34,117,570,982																	
Railroad Rolling Stock Value	79,476																	
Value of Properties Under Protest	255,330,982																	
Total Taxable Value	34,372,981,440	34,372,981,440	34,372,981,440	34,372,981,440	34,372,981,440	34,372,981,440	34,372,981,440	34,372,981,440	34,372,981,440	34,372,981,440	34,372,981,440	34,372,981,440	34,372,981,440	34,372,981,440	34,372,981,440	34,372,981,440	34,372,981,440	34,372,981,440
Proposed Tax Rate	0.5788	0.5074	0.5074	0.0714	0.0020	0.0051	0.0065	0.0063	0.0019	0.0018	0.0066	0.0068	0.0060	0.0099	0.0055	0.0018	0.0069	0.0043
Tax Levy on Freeze Adjusted Taxable Value	198,950,817	174,408,508	174,408,508	24,542,309	687,460	1,753,022	2,234,244	2,165,498	653,087	618,714	2,268,617	2,337,363	2,062,379	3,402,925	1,890,514	618,714	2,371,736	1,478,038
Plus: Estimated Freeze Ceiling - O65	12,708,188	11,140,523	11,140,523	1,567,665	43,912	111,976	142,715	138,323	41,717	39,521	144,910	149,301	131,737	217,365	120,759	39,521	151,497	94,411
Plus: Estimated Freeze Ceiling - DP	2,647,719	2,321,100	2,321,100	326,619	9,149	23,330	29,734	28,819	8,692	8,234	30,192	31,107	27,447	45,288	25,160	8,234	31,564	19,670
Less: TIRZ & Chapter 381 Payments	(6,670,785)	(6,670,785)	(6,670,785)	-	-	-	-	-	-	-	-	-	-	-	-	-	-	-
Total Tax Levy	207,635,939	181,199,346	181,199,346	26,436,593	740,521	1,888,328	2,406,693	2,332,641	703,495	666,469	2,443,719	2,517,771	2,221,562	3,665,578	2,036,432	666,469	2,554,797	1,592,120
Current Tax Collections (95% collection rate)	197,254,142	172,139,379	172,139,379	25,114,763	703,495	1,793,912	2,286,358	2,216,009	668,320	633,145	2,321,533	2,391,882	2,110,484	3,482,299	1,934,611	633,145	2,427,057	1,512,514
Penalty and Interest on Current Collections	2,616,000	2,293,294	2,293,294	322,706	9,039	23,050	29,378	28,474	8,587	8,135	29,830	30,734	27,118	44,745	24,858	8,135	31,186	19,435
Total Current Collections	199,870,142	174,432,672	174,432,672	25,437,470	712,534	1,816,962	2,315,736	2,244,483	676,907	641,281	2,351,363	2,422,616	2,137,602	3,527,044	1,959,469	641,281	2,458,243	1,531,948
Delinquent Tax Collections	6,301,000	5,557,000	5,557,000	744,000	57,000	162,000	42,000	98,000	17,000	50,000	29,000	60,000	35,000	135,000	18,000	16,000	-	25,000
Penalty and Interest on Delinquent Collections	2,647,000	2,334,000	2,334,000	313,000	24,000	68,000	18,000	41,000	7,000	21,000	12,000	25,000	15,000	57,000	7,000	7,000	-	11,000
Total Delinquent Collections	8,948,000	7,891,000	7,891,000	1,057,000	81,000	230,000	60,000	139,000	24,000	71,000	41,000	85,000	50,000	192,000	25,000	23,000	-	36,000
Total 2020 Tax Collections	208,818,142	182,323,672	182,323,672	26,494,470	793,534	2,046,962	2,375,736	2,383,483	700,907	712,281	2,392,363	2,507,616	2,187,602	3,719,044	1,984,469	664,281	2,458,243	1,567,948
Fund Balance at 12/31/2019	44,554,174	36,288,496	36,288,496	8,265,678	626,066	838	437,055	467,344	319,485	393,437	97,642	709,588	664,150	3,191,852	637,320	720,665	203	34
Current Tax Collections	199,870,142	174,432,672	174,432,672	25,437,470	712,534	1,816,962	2,315,736	2,244,483	676,907	641,281	2,351,363	2,422,616	2,137,602	3,527,044	1,959,469	641,281	2,458,243	1,531,948
Delinquent Tax Collections	8,948,000	7,891,000	7,891,000	1,057,000	81,000	230,000	60,000	139,000	24,000	71,000	41,000	85,000	50,000	192,000	25,000	23,000	-	36,000
Other Revenues	34,615,695	33,317,073	33,317,073	1,298,622	-	-	-	-	-	-	-	-	-	1,298,622	-	-	-	-
Total Resources Available for 2020	287,988,011	251,929,241	251,929,241	36,058,770	1,419,600	2,047,800	2,812,791	2,850,827	1,020,392	1,105,718	2,490,005	3,217,205	2,851,752	8,209,518	2,621,789	1,384,945	2,458,446	1,567,983
Total Estimated Expenditures for 2020	(28,333,196)	-	-	(28,333,196)	(1,421,811)	(2,053,500)	(2,446,594)	(2,467,250)	(685,244)	(738,750)	(2,351,192)	(2,552,900)	(2,245,800)	(5,481,200)	(2,026,550)	(922,206)	(1,906,450)	(1,033,750)
Estimated Fund Balance at 12/31/2020	259,654,815	251,929,241	251,929,241	7,725,573	(2,211)	(5,700)	366,197	383,577	335,149	366,968	138,812	664,305	605,952	2,728,318	595,239	462,740	551,996	534,233

Estimated Effective Tax Rate	0.5788
Estimated Debt Rate	0.0714
Estimated Rollback Tax Rate	0.6211
Last Year's Tax Rate	0.5800
2020 Proposed County Wide Tax Rate	0.5788
2020 Estimated Tax Collection Rate	0.9500

County of Hidalgo, Texas
 Effects of Proposed Tax Rates on Various Taxing Entities
 For the 2020 Calendar Year

Scenario II
REDUCE LAST YEAR'S TAX RATE BY 1/2 PENNY

Proposed Tax Rate	0.5750
Maintenance & Operation	0.5036
Interest & Sinking Fund	0.0714

	TOTAL	M&O		DEBT SERVICE														
		Total Maintenance and Operations	General Fund 1100	Total Interest and Sinking Fund	Certificates of Obligation, Series 2010A-B 1442	Refunding Bonds, Taxable Series 2014B 1444	Certificates of Obligation, Series 2014 1445	Refunding Bonds, Series 2014C 1446	Certificates of Obligation, Series 2015A 1447	Refunding Bonds, Series 2015B 1448	Refunding Bonds, Taxable Series 2015C 1449	Certificates of Obligation, Series 2016 1450	Certificates of Obligation, Series 2017 1451	Certificates of Obligation, Series 2018A 1452	Certificates of Obligation, Series 2018B 1453	Refunding Bonds, Series 2018C 1454	Certificates of Obligation, Series 2019A 1455	Refunding Bonds, Series 2019B 1456
Freeze Adjusted Taxable Value	34,117,570,982																	
Railroad Rolling Stock Value	79,476																	
Value of Properties Under Protest	255,330,982																	
Total Taxable Value	34,372,981,440	34,372,981,440	34,372,981,440	34,372,981,440	34,372,981,440	34,372,981,440	34,372,981,440	34,372,981,440	34,372,981,440	34,372,981,440	34,372,981,440	34,372,981,440	34,372,981,440	34,372,981,440	34,372,981,440	34,372,981,440	34,372,981,440	34,372,981,440
Proposed Tax Rate	0.5750	0.5036	0.5036	0.0714	0.0020	0.0051	0.0065	0.0063	0.0019	0.0018	0.0066	0.0068	0.0060	0.0099	0.0055	0.0018	0.0069	0.0043
Tax Levy on Freeze Adjusted Taxable Value	197,644,643	173,102,335	173,102,335	24,542,309	687,460	1,753,022	2,234,244	2,165,498	653,087	618,714	2,268,617	2,337,363	2,062,379	3,402,925	1,890,514	618,714	2,371,736	1,478,038
Plus: Estimated Freeze Ceiling - O65	12,708,188	11,130,163	11,130,163	1,578,025	44,202	112,716	143,658	139,238	41,992	39,782	145,868	150,288	132,607	218,802	121,557	39,782	152,498	95,035
Plus: Estimated Freeze Ceiling - DP	2,647,719	2,318,941	2,318,941	328,778	9,209	23,484	29,931	29,010	8,749	8,289	30,391	31,312	27,628	45,587	8,289	31,773	19,800	
Less: TIRZ & Chapter 381 Payments	(6,670,785)	(6,670,785)	(6,670,785)	-	-	-	-	-	-	-	-	-	-	-	-	-	-	-
Total Tax Levy	206,329,766	179,880,654	179,880,654	26,449,112	740,871	1,889,222	2,407,832	2,333,745	703,828	666,784	2,444,876	2,518,963	2,222,614	3,667,314	2,037,397	666,784	2,556,007	1,592,874
Current Tax Collections (95% collection rate)	196,013,277	170,886,621	170,886,621	25,126,656	703,828	1,794,761	2,287,441	2,217,058	668,637	633,445	2,322,632	2,393,015	2,111,484	3,483,948	1,935,527	633,445	2,428,206	1,513,230
Penalty and Interest on Current Collections	2,600,000	2,277,148	2,277,148	322,852	9,043	23,061	29,391	28,487	8,591	8,139	29,843	30,748	27,130	44,765	24,870	8,139	31,200	19,443
Total Current Collections	198,613,277	173,163,769	173,163,769	25,449,508	712,871	1,817,822	2,316,832	2,245,545	677,228	641,584	2,352,476	2,423,763	2,138,614	3,528,713	1,960,396	641,584	2,459,406	1,532,673
Delinquent Tax Collections	6,301,000	5,557,000	5,557,000	744,000	57,000	162,000	42,000	98,000	17,000	50,000	29,000	60,000	35,000	135,000	18,000	16,000	-	25,000
Penalty and Interest on Delinquent Collections	2,647,000	2,334,000	2,334,000	313,000	24,000	68,000	18,000	41,000	7,000	21,000	12,000	25,000	15,000	57,000	7,000	7,000	-	11,000
Total Delinquent Collections	8,948,000	7,891,000	7,891,000	1,057,000	81,000	230,000	60,000	139,000	24,000	71,000	41,000	85,000	50,000	192,000	25,000	23,000	-	36,000
Total 2020 Tax Collections	207,561,277	181,054,769	181,054,769	26,506,508	793,871	2,047,822	2,376,832	2,384,545	701,228	712,584	2,393,476	2,508,763	2,188,614	3,720,713	1,985,396	664,584	2,459,406	1,568,673
Fund Balance at 12/31/2019	44,554,174	36,288,496	36,288,496	8,265,678	626,066	838	437,055	467,344	319,485	393,437	97,642	709,588	664,150	3,191,852	637,320	720,665	203	34
Current Tax Collections	198,613,277	173,163,769	173,163,769	25,449,508	712,871	1,817,822	2,316,832	2,245,545	677,228	641,584	2,352,476	2,423,763	2,138,614	3,528,713	1,960,396	641,584	2,459,406	1,532,673
Delinquent Tax Collections	8,948,000	7,891,000	7,891,000	1,057,000	81,000	230,000	60,000	139,000	24,000	71,000	41,000	85,000	50,000	192,000	25,000	23,000	-	36,000
Other Revenues	34,615,695	33,317,073	33,317,073	1,298,622	-	-	-	-	-	-	-	-	-	1,298,622	-	-	-	-
Total Resources Available for 2020	286,731,147	250,660,338	250,660,338	36,070,809	1,419,937	2,048,660	2,813,887	2,851,889	1,020,713	1,106,021	2,491,117	3,218,351	2,852,764	8,211,187	2,622,716	1,385,249	2,459,609	1,568,708
Total Estimated Expenditures for 2020	(28,333,196)	-	-	(28,333,196)	(1,421,811)	(2,053,500)	(2,446,594)	(2,467,250)	(685,244)	(738,750)	(2,351,192)	(2,552,900)	(2,245,800)	(5,481,200)	(2,026,550)	(922,206)	(1,906,450)	(1,033,750)
Estimated Fund Balance at 12/31/2020	258,397,950	250,660,338	250,660,338	7,737,612	(1,874)	(4,840)	367,293	384,639	335,469	367,271	139,925	665,451	606,964	2,729,987	596,166	463,043	553,159	534,958

Estimated Effective Tax Rate	0.5788
Estimated Debt Rate	0.0714
Estimated Rollback Tax Rate	0.6211
Last Year's Tax Rate	0.5800
2020 Proposed County Wide Tax Rate	0.5750
2020 Estimated Tax Collection Rate	0.9500

SCHEDULES

COUNTY OF HIDALGO, TEXAS

		ESTIMATED FUND BALANCE / NET ASSETS DEC. 31, 2019	ESTIMATED REVENUES 2020	ESTIMATED TRANSFERS IN 2020
FUNDS:				
1100	GENERAL FUND	36,288,496.94		
SPECIAL REVENUE FUNDS:				
1200	Road and Bridge County Wide	1,539,530.92		
1220	LEOSE	17,328.73		
1224	Drug Abuse Prevention and Rehabilitation	437,461.41		
1225	Pre-Trial Intervention Program.....	202,648.09		
1234	County Child Abuse Prevention	55,668.97		
1235	District Clerk Records Management & Preservation	510,577.78		
1236	District Clerk Title IV-D	-		
1237	County Clerk Records Management & Preservation	3,634,498.31		
1238	County Records Management and Preservation	104,186.83		
1239	Court Reporter Service	75,263.12		
1240	Juvenile Delinquency Prevention	4,967.72		
1241	Courthouse Security	22,714.61		
1242	Justice Court Technology	396,486.39		
1243	Contributions	366,031.73		
1245	Justice Court Building Security	135,485.11		
1247	Law Library	1,374,807.10		
1250	Supplemental Court Guardianship	84,132.00		
1255	County & District Court Technology.....	116,713.71		
	TOTAL SPECIAL REVENUE FUNDS	9,078,502.53	-	-
DEBT SERVICE FUNDS:				
1401	Notes Payable	17,512.97		
1436	Certificates of Obligation, Series 2006	-		
1438	Refunding Bonds, Series 2007	-		
1439	Certificates of Obligation, Series 2009	-		
1440	Refunding Bonds, Series 2009A	-		
1441	Certificates of Obligation 2009B&C	34.47		
1442	Certificates of Obligation, Series 2010A&B.....	626,065.78		
1443	Refunding Bonds, Series 2014A	6,415.09		
1444	Refunding Bonds, Series 2014B	837.72		
1445	Certificates of Obligation, Series 2014	437,054.62		
1446	Refunding Bonds, Series 2014C	467,343.89		
1447	Certificates of Obligation, Series 2015A	319,484.81		
1448	Refunding Bonds, Series 2015B	393,437.25		
1449	Refunding Bonds - Taxable Series 2015C.....	97,641.76		
1450	Certificates of Obligation, Series 2016.....	709,588.42		
1451	Certificates of Obligation, Series 2017.....	664,149.69		
1452	Certificates of Obligation, Series 2018A.....	3,167,923.90		
1453	Certificates of Obligation, Series 2018B.....	637,320.09		
1454	Refunding Bonds, Series 2018C	720,664.69		
1455	Certificates of Obligation, Series 2019A.....	203.03		
1456	Refunding Bonds, Series 2019B	-		
	TOTAL DEBT SERVICE FUNDS	8,265,678.18	-	-
ENTERPRISE FUNDS:				
2101	Sanitary Landfill and Resource Recovery	(896,215.28)		
2102	Jail Commissary	93,843.87		
	TOTAL ENTERPRISE FUNDS	(802,371.41)	-	-
TOTAL ALL FUNDS		\$ 52,830,306.24	\$ -	\$ -

**TAX RATE AND ESTIMATED REVENUE COLLECTIONS
COUNTY WIDE - SCENARIO I**

	2019 RATE	2020 BUDGET ESTIMATE			
		CURRENT TAXES	CURRENT P & I TAXES	DELINQUENT TAXES	DELINQUENT P & I TAXES
COUNTY CONSTITUTIONAL FUNDS:					
General Fund	?	?	?	\$ 5,557,000	\$ 2,334,000
Certificates of Obligation, Series 2010A&B	0.0020	703,495	9,039	57,000	24,000
Refunding Bonds, Taxable Series 2014B.....	0.0051	1,793,912	23,050	162,000	68,000
Certificates of Obligation, Series 2014	0.0065	2,286,358	29,378	42,000	18,000
Refunding Bonds, Series 2014C	0.0063	2,216,009	28,474	98,000	41,000
Certificates of Obligation, Series 2015A	0.0019	668,320	8,587	17,000	7,000
Refunding Bonds, Series 2015B	0.0018	633,145	8,135	50,000	21,000
Refunding Bonds, Taxable Series 2015C.....	0.0066	2,321,533	29,830	29,000	12,000
Certificates of Obligation, Series 2016	0.0068	2,391,882	30,734	60,000	25,000
Certificates of Obligation, Series 2017	0.0060	2,110,484	27,118	35,000	15,000
Certificates of Obligation, Series 2018A	0.0099	3,482,299	44,745	135,000	57,000
Certificates of Obligation, Series 2018B	0.0055	1,934,611	24,858	18,000	7,000
Refunding Bonds, Series 2018C.....	0.0018	633,145	8,135	16,000	7,000
Certificates of Obligation, Series 2019A	0.0069	2,427,057	31,186	-	-
Refunding Bonds, Series 2019B.....	0.0043	1,512,514	19,435	25,000	11,000
TOTAL COUNTY CONSTITUTIONAL FUNDS	0.0714	25,114,763	322,706	6,301,000	2,647,000
TOTAL COUNTY WIDE	0.0714	\$ 25,114,763	\$ 322,706	\$ 6,301,000	\$ 2,647,000

**TAX RATE AND ESTIMATED REVENUE COLLECTIONS
COUNTY WIDE - SCENARIO II**

	2019 RATE	2020 BUDGET ESTIMATE			
		CURRENT TAXES	CURRENT P & I TAXES	DELINQUENT TAXES	DELINQUENT P & I TAXES
COUNTY CONSTITUTIONAL FUNDS:					
General Fund	?	?	?	\$ 5,557,000	\$ 2,334,000
Certificates of Obligation, Series 2010A&B	0.0020	703,828	9,043	57,000	24,000
Refunding Bonds, Taxable Series 2014B.....	0.0051	1,794,761	23,061	162,000	68,000
Certificates of Obligation, Series 2014	0.0065	2,287,441	29,391	42,000	18,000
Refunding Bonds, Series 2014C	0.0063	2,217,058	28,487	98,000	41,000
Certificates of Obligation, Series 2015A	0.0019	668,637	8,591	17,000	7,000
Refunding Bonds, Series 2015B	0.0018	633,445	8,139	50,000	21,000
Refunding Bonds, Taxable Series 2015C.....	0.0066	2,322,632	29,843	29,000	12,000
Certificates of Obligation, Series 2016	0.0068	2,393,015	30,748	60,000	25,000
Certificates of Obligation, Series 2017	0.0060	2,111,484	27,130	35,000	15,000
Certificates of Obligation, Series 2018A	0.0099	3,483,948	44,765	135,000	57,000
Certificates of Obligation, Series 2018B	0.0055	1,935,527	24,870	18,000	7,000
Refunding Bonds, Series 2018C.....	0.0018	633,445	8,139	16,000	7,000
Certificates of Obligation, Series 2019A	0.0069	2,428,206	31,200	-	-
Refunding Bonds, Series 2019B.....	0.0043	1,513,230	19,443	25,000	11,000
TOTAL COUNTY CONSTITUTIONAL FUNDS	0.0714	25,126,656	322,852	6,301,000	2,647,000
TOTAL COUNTY WIDE	0.0714	\$ 25,126,656	\$ 322,852	\$ 6,301,000	\$ 2,647,000

**TAX RATE AND ESTIMATED REVENUE COLLECTIONS
COUNTY WIDE - SCENARIO I & II**

	2018 RATE	2019 BUDGET ESTIMATE			
		CURRENT TAXES	CURRENT P & I TAXES	DELINQUENT TAXES	DELINQUENT P & I TAXES
COUNTY CONSTITUTIONAL FUNDS:					
General Fund	0.5100	\$ 166,047,528	\$ 2,280,052	\$ 5,739,000	\$ 2,410,000
Notes Payable	0.0034	1,138,565	15,201	34,000	14,000
Certificates of Obligation, Series 2009B&C	0.0017	569,283	7,601	32,000	13,000
Certificates of Obligation, Series 2010A&B	0.0040	1,339,488	17,883	73,000	31,000
Refunding Bonds, Series 2014A	0.0021	703,231	9,389	64,000	27,000
Refunding Bonds, Taxable Series 2014B	0.0077	2,578,514	34,425	228,000	96,000
Certificates of Obligation, Series 2014	0.0061	2,042,719	27,272	36,000	15,000
Refunding Bonds, Series 2014C	0.0078	2,612,001	34,872	116,000	49,000
Certificates of Obligation, Series 2015A	0.0019	636,257	8,495	18,000	7,000
Refunding Bonds, Series 2015B	0.0019	636,257	8,495	20,000	8,000
Refunding Bonds, Taxable Series 2015C	0.0000	-	-	47,000	20,000
Certificates of Obligation, Series 2016	0.0071	2,377,591	31,742	62,000	26,000
Certificates of Obligation, Series 2017	0.0054	1,808,309	24,142	32,000	13,000
Certificates of Obligation, Series 2018A	0.0118	3,951,489	52,755	-	-
Certificates of Obligation, Series 2018B	0.0048	1,607,385	21,460	-	-
Certificates of Obligation, Series 2018C	0.0043	1,439,950	19,224	-	-
TOTAL COUNTY CONSTITUTIONAL FUNDS	0.5800	189,488,567	2,593,000	6,501,000	2,729,000
TOTAL COUNTY WIDE	0.5800	\$ 189,488,567	\$ 2,593,000	\$ 6,501,000	\$ 2,729,000



DEBT SERVICE REQUIREMENTS FOR 2020 - SCENARIO I

	AMOUNT OUTSTANDING DEC. 31, 2019	2020 REQUIREMENTS			
		PRINCIPAL	INTEREST	FISCAL AGENT FEES	TOTAL
GENERAL OBLIGATION DEBT:					
Certificates of Obligation, Series 2010A&B	1,355,000	1,355,000	65,311	1,500	1,421,811
Refunding Bonds, Series 2014B.....	2,000,000	2,000,000	53,000	500	2,053,500
Certificates of Obligation, Series 2014	17,455,000	1,665,000	780,844	750	2,446,594
Refunding Bonds, Series 2014C.....	17,230,000	1,605,000	861,500	750	2,467,250
Certificates of Obligation, Series 2015A	15,585,000	50,000	634,494	750	685,244
Refunding Bonds, Series 2015B	14,760,000	-	738,000	750	738,750
Refunding Bonds, Taxable Series 2015C.....	12,270,000	2,000,000	350,442	750	2,351,192
Certificates of Obligation, Series 2016.....	30,535,000	1,190,000	1,362,150	750	2,552,900
Certificates of Obligation, Series 2017.....	27,130,000	970,000	1,275,050	750	2,245,800
Certificates of Obligation, Series 2018A.....	118,890,000	-	5,479,700	1,500	5,481,200
Certificates of Obligation, Series 2018B.....	24,690,000	810,000	1,215,050	1,500	2,026,550
Refunding Bonds, Series 2018C.....	23,200,000	-	920,706	1,500	922,206
Certificates of Obligation, Series 2019A.....	24,795,000	765,000	1,139,950	1,500	1,906,450
Refunding Bonds, Series 2019B.....	20,645,000	-	1,032,250	1,500	1,033,750
TOTAL GENERAL OBLIGATION DEBT	350,540,000	12,410,000	15,908,446	14,750	28,333,196
TOTAL ALL ISSUES	\$ 350,540,000	\$ 12,410,000	\$ 15,908,446	\$ 14,750	\$ 28,333,196

RESOURCES AVAILABLE TO MEET 2020 REQUIREMENTS - SCENARIO I

<u>ESTIMATED DEBT SERVICE FUND BALANCE DEC. 31, 2019</u>	<u>ESTIMATED 2020 AD VALOREM TAX RECEIPTS</u>	<u>ESTIMATED 2020 INTEREST & OTHER REVENUES</u>	<u>TOTAL 2020 ESTIMATED RESOURCES</u>	<u>DEDUCT 2020 REQUIREMENTS</u>	<u>ESTIMATED DEBT SERVICE FUND BALANCE DEC. 31, 2020</u>
626,066	793,534	-	1,419,600	1,421,811	(2,211)
838	2,046,962	-	2,047,800	2,053,500	(5,700)
437,055	2,375,736	-	2,812,791	2,446,594	366,197
467,344	2,383,483	-	2,850,827	2,467,250	383,577
319,485	700,907	-	1,020,392	685,244	335,148
393,437	712,281	-	1,105,718	738,750	366,968
97,642	2,392,363	-	2,490,005	2,351,192	138,813
709,588	2,507,616	-	3,217,204	2,552,900	664,304
664,150	2,187,602	-	2,851,752	2,245,800	605,952
3,191,852	3,719,044	1,298,622	8,209,518	5,481,200	2,728,318
637,320	1,984,469	-	2,621,789	2,026,550	595,239
720,665	664,281	-	1,384,946	922,206	462,741
203	2,458,243	-	2,458,446	1,906,450	551,996
34	1,567,948	-	1,567,982	1,033,750	534,232
<u>8,265,679</u>	<u>26,494,469</u>	<u>1,298,622</u>	<u>36,058,770</u>	<u>28,333,196</u>	<u>7,725,574</u>
<u>\$ 8,265,679</u>	<u>\$ 26,494,469</u>	<u>\$ 1,298,622</u>	<u>\$ 36,058,770</u>	<u>\$ 28,333,196</u>	<u>\$ 7,725,574</u>

DEBT SERVICE REQUIREMENTS FOR 2020 - SCENARIO II

	AMOUNT OUTSTANDING DEC. 31, 2019	2020 REQUIREMENTS			
		PRINCIPAL	INTEREST	FISCAL AGENT FEES	TOTAL
GENERAL OBLIGATION DEBT:					
Certificates of Obligation, Series 2010A&B	1,355,000	1,355,000	65,311	1,500	1,421,811
Refunding Bonds, Series 2014B.....	2,000,000	2,000,000	53,000	500	2,053,500
Certificates of Obligation, Series 2014	17,455,000	1,665,000	780,844	750	2,446,594
Refunding Bond, Series 2014C.....	17,230,000	1,605,000	861,500	750	2,467,250
Certificates of Obligation, Series 2015A	15,585,000	50,000	634,494	750	685,244
Refunding Bonds, Series 2015B	14,760,000	-	738,000	750	738,750
Refunding Bonds, Taxable Series 2015C.....	12,270,000	2,000,000	350,442	750	2,351,192
Certificates of Obligation, Series 2016.....	30,535,000	1,190,000	1,362,150	750	2,552,900
Certificates of Obligation, Series 2017.....	27,130,000	970,000	1,275,050	750	2,245,800
Certificates of Obligation, Series 2018A.....	118,890,000	-	5,479,700	1,500	5,481,200
Certificates of Obligation, Series 2018B.....	24,690,000	810,000	1,215,050	1,500	2,026,550
Refunding Bonds, Series 2018C.....	23,200,000	-	920,706	1,500	922,206
Certificates of Obligation, Series 2019A.....	24,795,000	765,000	1,139,950	1,500	1,906,450
Refunding Bonds, Series 2019B.....	20,645,000	-	1,032,250	1,500	1,033,750
TOTAL GENERAL OBLIGATION DEBT	350,540,000	12,410,000	15,908,446	14,750	28,333,196
TOTAL ALL ISSUES	\$ 350,540,000	\$ 12,410,000	\$ 15,908,446	\$ 14,750	\$ 28,333,196

RESOURCES AVAILABLE TO MEET 2020 REQUIREMENTS - SCENARIO II

<u>ESTIMATED DEBT SERVICE FUND BALANCE DEC. 31, 2019</u>	<u>ESTIMATED 2020 AD VALOREM TAX RECEIPTS</u>	<u>ESTIMATED 2020 INTEREST & OTHER REVENUES</u>	<u>TOTAL 2020 ESTIMATED RESOURCES</u>	<u>DEDUCT 2020 REQUIREMENTS</u>	<u>ESTIMATED DEBT SERVICE FUND BALANCE DEC. 31, 2020</u>
626,066	793,871	-	1,419,937	1,421,811	(1,874)
838	2,047,822	-	2,048,660	2,053,500	(4,840)
437,055	2,376,832	-	2,813,887	2,446,594	367,293
467,344	2,384,545	-	2,851,889	2,467,250	384,639
319,485	701,228	-	1,020,713	685,244	335,469
393,437	712,584	-	1,106,021	738,750	367,271
97,642	2,393,476	-	2,491,118	2,351,192	139,926
709,588	2,508,763	-	3,218,351	2,552,900	665,451
664,150	2,188,614	-	2,852,764	2,245,800	606,964
3,191,852	3,720,713	1,298,622	8,211,187	5,481,200	2,729,987
637,320	1,985,396	-	2,622,716	2,026,550	596,166
720,665	664,584	-	1,385,249	922,206	463,044
203	2,459,406	-	2,459,609	1,906,450	553,159
34	1,568,673	-	1,568,707	1,033,750	534,957
<u>8,265,678</u>	<u>26,506,508</u>	<u>1,298,622</u>	<u>36,070,809</u>	<u>28,333,196</u>	<u>7,737,612</u>
<u>\$ 8,265,678</u>	<u>\$ 26,506,508</u>	<u>\$ 1,298,622</u>	<u>\$ 36,070,809</u>	<u>\$ 28,333,196</u>	<u>\$ 7,737,612</u>



GENERAL FUND

General Fund

		2020 Budget
Estimated Revenues and Other Financing Sources:		
Taxes:		
1100-311-11-000-000	GEN FUND-CURRENT TAXES-REAL PROPERTY	\$ -
1100-311-12-000-000	GEN FUND-DELINQUENT TAXES-REAL PROPERTY	5,557,000.00
1100-319-11-000-000	GEN FUND-CURRENT P&I-REAL PROPERTY	-
1100-319-12-000-000	GEN FUND-DELINQUENT P&I-REAL PROPERTY	2,334,000.00
	Total Taxes	<u>7,891,000.00</u>
Licenses and Permits:		
1100-321-10-140-000	BEER & WINE LICENSES	180,000.00
1100-321-60-140-000	MV-TITLE SERVICE LICENSES	1,000.00
1100-321-60-140-001	MV-TITLE SERVICE RUNNER LICENSE	3,000.00
1100-321-60-140-002	MV-TITLE SERVICE LICENSE REPLACEMENT	2,000.00
1100-322-70-121-000	GEN FD-PCT 1 SANITATION PERMIT FEE	295,000.00
1100-322-70-122-000	GEN FD-PCT 2 SANITATION PERMIT FEE	103,000.00
1100-322-70-123-000	GEN FD-PCT 3 SANITATION PERMIT FEE	402,000.00
1100-322-70-124-000	GEN FD-PCT 4 SANITATION PERMIT FEE	460,000.00
	Total Business Licenses and Permits	<u>1,446,000.00</u>
Intergovernmental:		
1100-331-00-090-000	DISTRICT CLERK-TITLE IV-D REIMBURSEMENTS	212,000.00
1100-331-00-280-000	SHERIFF-TITLE IV-D REIMBURSEMENTS	20,000.00
1100-331-00-291-000	CONSTABLE PCT.1-TITLE IV-D REIMBURSEMENTS	18,000.00
1100-331-00-292-000	CONSTABLE PCT.2-TITLE IV-D REIMBURSEMENTS	77,000.00
1100-331-00-293-000	CONSTABLE PCT.3-TITLE IV-D REIMBURSEMENTS	58,000.00
1100-331-00-294-000	CONSTABLE PCT.4-TITLE IV-D REIMBURSEMENTS	58,000.00
1100-331-00-295-000	CONSTABLE PCT.5-TITLE IV-D REIMBURSEMENTS	11,000.00
1100-331-10-000-000	FEMA HURRICANE DOLLY	-
1100-331-12-000-001	FEMA APRIL/MAY 2015 FLOODING #4223	-
1100-331-12-000-003	FEMA MAY/JUNE 2016 FLOODING #4272	-
1100-331-12-080-000	AFDC/FOOD STAMP PROSECUTION	-
1100-331-12-080-001	TDPRS-TITLE IV-E CO LEGAL SRV CONTRACT	30,000.00
1100-331-12-360-001	TDPRS-TITLE IV-E CHILD WELFARE SRV CONTR	6,000.00
1100-331-22-240-005	HHSC 1115 WAIVER DSRIP	-
1100-334-00-070-001	INDIGENT DEFENSE GRANT #212-10-108	640,000.00
1100-334-00-090-001	JUROR REIMBURSEMENT	350,000.00
1100-334-10-080-000	DA STATE SUPPLEMENT REV-HB9 SECT 18.12	4,305.36
1100-334-40-280-001	OFFENDER TRANSPORTATION REIMBURSEMENT	78,000.00
1100-335-00-000-002	CCL STATE SALARY SUPPLEMENT	588,000.00
1100-335-00-000-003	TOBACCO SETTLEMENT	330,000.00
1100-335-00-080-000	LONGEVITY PAY FOR ASSISTANT PROSECUTORS	103,000.00
1100-335-00-280-000	CRIME VICTIM COMPENSATION	70,000.00
1100-335-30-140-000	MOTOR VEHICLE SALES TAXES	5,400,000.00
1100-335-70-000-000	STATE MIX DRINK TAX	1,500,000.00
1100-335-71-000-000	BINGO TAX	360,000.00
1100-337-00-124-212-0	ICA UT HOUSTON-SNAP-ED PROGRAM REVENUES	-
1100-337-00-124-212-9	ICA UT HOUSTON-SNAP-ED PROGRAM REVENUES	-
1100-337-00-130-001	ELECTION SERVICES CONTRACT REV § 31.092	200,000.00
1100-337-00-130-023	ELECTION SERVICES CONTRACT REV § 31.100	20,000.00
	Total Intergovernmental	<u>10,133,305.36</u>
Charges for Services:		
1100-341-10-000-002	ST COMPTROLLER SERVICE FEE	590,000.00
1100-341-10-060-001	JUSTICE OF PEACE-CIVIL FEES	475,000.00
1100-341-10-060-002	JUSTICE OF PEACE-10% TIME PAYMENT	2,000.00
1100-341-10-060-003	JUSTICE OF PEACE-ADM TRANSACTION FEE	105,000.00
1100-341-10-060-004	JUSTICE OF PEACE-MOTOR VEHICLE ADM FEES	7,000.00
1100-341-10-060-006	JUSTICE OF PEACE-JURY FEES	1,000.00
1100-341-10-060-007	JUSTICE OF PEACE-DA FEES	2,000.00
1100-341-10-060-008	JUSTICE OF PEACE-PRESERV OF VITAL STATS	-
1100-341-10-060-009	JUSTICE OF PEACE-JUD SUPP FEE-CRIMINAL	30,000.00
1100-341-10-060-011	JUSTICE OF PEACE-SCHOOL CROSSING GUARD	16,000.00

2020 Department Request	2019 Original Budget	7/31/2019 Adjusted Budget	Estimated Increase (Decrease)	Estimated 2019 Final Budget	2018 Actual
\$ -	\$ 166,047,528.00	\$ 166,047,528.00	\$ 427,472.00	\$ 166,475,000.00	\$ 161,104,617.92
-	5,739,000.00	5,739,000.00	(529,000.00)	5,210,000.00	5,674,783.17
-	2,280,052.00	2,280,052.00	(260,052.00)	2,020,000.00	1,992,275.55
-	2,410,000.00	2,410,000.00	20,000.00	2,430,000.00	2,576,305.27
-	176,476,580.00	176,476,580.00	(341,580.00)	176,135,000.00	171,347,981.91
210,000.00	140,000.00	140,000.00	40,000.00	180,000.00	236,070.25
2,000.00	-	-	1,000.00	1,000.00	(500.00)
4,000.00	-	-	3,500.00	3,500.00	1,900.00
3,000.00	-	-	2,400.00	2,400.00	2,000.00
300,000.00	-	-	300,000.00	300,000.00	286,325.00
-	-	-	105,000.00	105,000.00	97,125.00
430,000.00	-	-	410,000.00	410,000.00	485,430.00
508,005.57	-	-	470,000.00	470,000.00	478,705.00
1,457,005.57	140,000.00	140,000.00	1,331,900.00	1,471,900.00	1,587,055.25
225,000.00	170,000.00	170,000.00	40,000.00	210,000.00	253,914.76
-	-	-	-	-	-
-	-	-	15,840.00	15,840.00	-
-	-	-	69,300.00	69,300.00	-
-	-	-	51,777.00	51,777.00	-
-	-	-	51,678.00	51,678.00	-
-	-	-	9,801.00	9,801.00	-
-	-	-	-	-	-
-	-	-	-	-	4,026.85
-	-	-	-	-	-
-	-	-	1,400.05	1,400.05	-
-	-	-	60,000.00	60,000.00	64,378.02
-	-	-	12,000.00	12,000.00	11,700.95
-	-	-	-	-	1,404,586.99
-	640,000.00	640,000.00	34,911.00	674,911.00	672,476.00
342,000.00	333,000.00	333,000.00	27,000.00	360,000.00	351,458.00
-	4,305.36	4,305.36	-	4,305.36	4,305.36
80,000.00	90,000.00	90,000.00	(12,000.00)	78,000.00	92,705.13
-	588,000.00	588,000.00	-	588,000.00	588,000.00
-	330,000.00	330,000.00	30,584.18	360,584.18	329,971.52
-	94,000.00	94,000.00	9,000.00	103,000.00	101,153.48
87,120.00	60,000.00	60,000.00	10,302.00	70,302.00	69,441.00
5,350,000.00	4,950,000.00	4,950,000.00	598,435.76	5,548,435.76	4,980,051.97
-	1,300,000.00	1,300,000.00	235,000.00	1,535,000.00	1,501,709.85
-	350,000.00	350,000.00	10,000.00	360,000.00	366,177.67
-	-	-	-	-	55,351.27
-	-	120,000.00	-	120,000.00	-
200,000.00	-	-	206,223.97	206,223.97	842,695.88
-	-	-	21,522.41	21,522.41	-
6,284,120.00	8,909,305.36	9,029,305.36	1,482,775.37	10,512,080.73	11,694,104.70
-	585,000.00	585,000.00	-	585,000.00	612,743.08
-	350,000.00	350,000.00	120,000.00	470,000.00	423,543.99
-	3,500.00	3,500.00	(1,500.00)	2,000.00	3,223.21
-	108,000.00	108,000.00	(4,000.00)	104,000.00	112,943.39
-	9,000.00	9,000.00	(2,000.00)	7,000.00	10,543.34
-	1,000.00	1,000.00	-	1,000.00	1,474.00
-	3,000.00	3,000.00	(1,000.00)	2,000.00	2,826.95
-	-	-	-	-	430.00
-	30,000.00	30,000.00	-	30,000.00	31,982.87
-	10,000.00	10,000.00	6,000.00	16,000.00	15,238.74

General Fund

		2020 Budget
1100-341-10-060-012	JUSTICE OF PEACE-FTA ADMIN FEE	3,000.00
1100-341-10-060-013	JUSTICE OF PEACE-TRUANCY PREVENT & DIVER	49,000.00
1100-341-10-060-015	JUSTICE OF PEACE-EXPUNCTION FEE	-
1100-341-10-061-000	COURT COSTS-PCT 1/PL 1 JP SAENZ	17,000.00
1100-341-10-062-000	COURT COSTS-PCT 1/PL 2 JP MORALES	10,000.00
1100-341-10-063-000	COURT COSTS-PCT 2/PL 1 JP CONTRERAS	14,000.00
1100-341-10-064-000	COURT COSTS-PCT 2/PL 2 JP MUNOZ	40,000.00
1100-341-10-065-000	COURT COSTS-PCT 3/PL 1 JP GARZA	26,000.00
1100-341-10-066-000	COURT COSTS-PCT 3/PL 2 JP OCHOA	27,000.00
1100-341-10-067-000	COURT COSTS-PCT 4/PL 1 JP ESPINOZA	49,000.00
1100-341-10-068-000	COURT COSTS-PCT 4/PL 2 JP JASSO	3,000.00
1100-341-10-069-000	COURT COSTS-PCT 5/PL 1 JP PENA	2,000.00
1100-341-10-090-001	DISTRICT CLERK-FEES	1,060,000.00
1100-341-10-090-002	DISTRICT CLERK-10% TIME PAYMENT	4,000.00
1100-341-10-090-003	DISTRICT CLERK-ADM TRANSACTION FEE	26,000.00
1100-341-10-090-005	DISTRICT CLERK-COURT COSTS	70,000.00
1100-341-10-090-006	DISTRICT CLERK-JURY FEES	64,000.00
1100-341-10-090-007	DISTRICT CLERK-DA FEES	3,000.00
1100-341-10-090-008	DISTRICT CLERK-DA BOND FORF COMM	-
1100-341-10-090-009	DISTRICT CLERK-JUD SUPP FEE-CRIMINAL	1,000.00
1100-341-10-090-011	DISTRICT CLERK-FAMILY PROTECTION FEE	34,000.00
1100-341-10-090-012	DISTRICT CLERK-DRUG COURT COST FEE	22,000.00
1100-341-10-090-013	DISTRICT CLERK-EXECUTION FEE	24,000.00
1100-341-10-090-014	DISTRICT CLERK-PASSPORT PHOTO FEE	5,000.00
1100-341-10-090-015	DISTRICT CLERK-RECORDS ARCHIVES & PRESER	93,000.00
1100-341-10-090-016	DISTRICT CLERK-DRO OPERATIONS FEE	40,000.00
1100-341-10-090-017	DISTRICT CLERK-FAILURE TO APPEAR ADMIN F	3,000.00
1100-341-10-090-018	DISTRICT CLERK-ELEC FILING TRANSACTION F	-
1100-341-10-090-019	DISTRICT CLERK-COURT FACILITIES FEES	153,000.00
1100-341-10-110-000	TAX ABATEMENT APPL. FEE 312.002	-
1100-341-10-130-001	ELECTIONS SERVICES	2,000.00
1100-341-10-140-002	TAX A/C EDINBURG CISD-COMM & COSTS	181,860.00
1100-341-10-140-003	TAX A/C WESLACO-COMM & COSTS	48,564.00
1100-341-10-140-004	TAX A/C WESLACO ISD-COMM & COSTS	95,064.00
1100-341-10-140-005	TAX A/C SHARYLAND ISD-COMM & COSTS	43,980.00
1100-341-10-140-006	TAX A/C STC-COMM & COSTS	103,212.00
1100-341-10-140-007	TAX A/C MCALLEN ISD-COMM & COSTS	158,340.00
1100-341-10-140-008	TAX A/C LA VILLA-COMM & COSTS	3,168.00
1100-341-10-140-009	TAX A/C ALTON-COMM & COSTS	8,904.00
1100-341-10-140-010	TAX A/C LA VILLA ISD-COMM & COSTS	9,696.00
1100-341-10-140-011	TAX A/C PROGRESO-COMM & COSTS	6,492.00
1100-341-10-140-012	TAX A/C PENITAS-COMM & COSTS	3,240.00
1100-341-10-140-013	TAX A/C MISSION-COMM & COSTS	76,572.00
1100-341-10-140-014	TAX A/C MISSION CISD-COMM & COSTS	75,252.00
1100-341-10-140-015	TAX A/C MONTE ALTO ISD-COMM & COSTS	8,628.00
1100-341-10-140-016	TAX A/C MERCEDES ISD-COMM & COSTS	38,952.00
1100-341-10-140-017	TAX A/C MERCEDES-COMM & COSTS	21,936.00
1100-341-10-140-018	TAX A/C EDCOUCH-ELSA ISD-COMM & COSTS	31,596.00
1100-341-10-140-019	TAX A/C EDCOUCH-COMM & COSTS	6,684.00
1100-341-10-140-020	TAX A/C SULLIVAN-COMM & COSTS	7,284.00
1100-341-10-140-021	TAX A/C PROGRESO ISD-COMM & COSTS	18,228.00
1100-341-10-140-022	TAX A/C DRAINAGE DIST 1-COMM & COSTS	362,691.24
1100-341-10-140-023	TAX A/C ESD 1-COMM & COSTS	1,790.28
1100-341-10-140-024	TAX A/C ESD 2-COMM & COSTS	3,571.44
1100-341-10-140-025	TAX A/C ESD 3-COMM & COSTS	5,477.04
1100-341-10-140-026	TAX A/C ESD 4-COMM & COSTS	2,421.84
1100-341-10-140-027	TAX A/C SOUTH TEXAS ISD-COMM & COSTS	115,764.00
1100-341-10-140-029	TAX A/C MISC REVENUE	75,000.00
1100-341-10-140-030	TAX A/C \$5.00 TITLE APPLICATIONS	998,000.00
1100-341-10-140-031	TAX A/C LICENSE REGISTRATION COMM	1,900,000.00
1100-341-10-140-032	TAX A/C VALLEY VIEW ISD-COMM & COSTS	25,464.00
1100-341-10-140-034	TAX A/C PSJA ISD-COMM & COSTS	162,072.00

2020 Department Request	2019 Original Budget	7/31/2019 Adjusted Budget	Estimated Increase (Decrease)	Estimated 2019 Final Budget	2018 Actual
-	3,000.00	3,000.00	-	3,000.00	3,573.25
-	47,000.00	47,000.00	2,000.00	49,000.00	50,730.22
-	-	-	-	-	100.00
13,000.00	20,000.00	20,000.00	(3,000.00)	17,000.00	20,860.84
10,450.00	9,000.00	9,000.00	1,000.00	10,000.00	13,543.59
-	8,000.00	8,000.00	6,000.00	14,000.00	12,639.81
-	19,000.00	19,000.00	21,000.00	40,000.00	30,873.33
25,000.00	40,000.00	40,000.00	(14,000.00)	26,000.00	38,233.98
-	28,000.00	28,000.00	(1,000.00)	27,000.00	32,919.09
-	37,000.00	37,000.00	12,000.00	49,000.00	52,110.88
-	5,000.00	5,000.00	(2,000.00)	3,000.00	6,318.22
2,100.00	1,000.00	1,000.00	1,000.00	2,000.00	2,183.80
1,031,000.00	1,020,000.00	1,020,000.00	30,000.00	1,050,000.00	1,043,527.84
5,200.00	4,000.00	4,000.00	-	4,000.00	4,354.65
29,800.00	26,000.00	26,000.00	-	26,000.00	27,765.00
88,500.00	71,000.00	71,000.00	(2,000.00)	69,000.00	74,411.03
68,600.00	60,000.00	60,000.00	3,000.00	63,000.00	68,079.90
4,150.00	4,000.00	4,000.00	(1,000.00)	3,000.00	3,733.57
2,800.00	-	-	2,035.00	2,035.00	2,575.00
1,200.00	1,000.00	1,000.00	-	1,000.00	1,044.76
38,100.00	34,000.00	34,000.00	-	34,000.00	34,994.09
21,000.00	20,000.00	20,000.00	2,000.00	22,000.00	21,113.02
23,200.00	22,000.00	22,000.00	2,000.00	24,000.00	25,815.00
5,000.00	5,000.00	5,000.00	-	5,000.00	5,430.00
101,000.00	89,000.00	89,000.00	3,000.00	92,000.00	90,722.72
42,200.00	37,000.00	37,000.00	3,000.00	40,000.00	40,689.90
3,030.00	3,000.00	3,000.00	-	3,000.00	3,576.90
182,000.00	170,000.00	170,000.00	(40,000.00)	130,000.00	172,170.00
170,000.00	140,000.00	140,000.00	11,000.00	151,000.00	146,222.28
-	-	-	1,000.00	1,000.00	6,000.00
-	200,000.00	200,000.00	(198,000.00)	2,000.00	3,374.87
181,860.00	181,860.00	181,860.00	-	181,860.00	181,860.00
48,564.00	48,564.00	48,564.00	-	48,564.00	48,564.00
95,064.00	95,064.00	95,064.00	-	95,064.00	95,064.00
43,980.00	43,980.00	43,980.00	-	43,980.00	43,980.00
103,212.00	103,212.00	103,212.00	-	103,212.00	103,212.00
158,340.00	158,340.00	158,340.00	-	158,340.00	158,340.00
3,168.00	3,168.00	3,168.00	-	3,168.00	3,168.00
8,904.00	8,904.00	8,904.00	-	8,904.00	8,904.00
9,696.00	9,696.00	9,696.00	-	9,696.00	9,696.00
6,492.00	6,492.00	6,492.00	-	6,492.00	6,492.00
3,240.00	3,240.00	3,240.00	-	3,240.00	3,240.00
76,572.00	76,572.00	76,572.00	-	76,572.00	76,572.00
75,252.00	75,252.00	75,252.00	-	75,252.00	74,656.00
8,628.00	8,628.00	8,628.00	-	8,628.00	8,628.00
38,952.00	38,952.00	38,952.00	-	38,952.00	38,952.00
21,936.00	21,936.00	21,936.00	-	21,936.00	21,936.00
31,596.00	31,596.00	31,596.00	-	31,596.00	31,596.00
6,684.00	6,684.00	6,684.00	-	6,684.00	6,684.00
7,284.00	7,284.00	7,284.00	-	7,284.00	7,284.00
18,228.00	18,228.00	18,228.00	-	18,228.00	18,228.00
362,691.00	328,537.20	328,537.20	34,154.04	362,691.24	328,537.20
1,800.00	1,800.00	1,800.00	(9.72)	1,790.28	1,800.00
3,600.00	3,162.24	3,162.24	409.20	3,571.44	3,162.24
5,500.00	5,207.40	5,207.40	269.64	5,477.04	5,207.40
2,500.00	2,276.64	2,276.64	145.20	2,421.84	2,276.64
115,764.00	115,764.00	115,764.00	-	115,764.00	115,764.00
69,000.00	67,000.00	67,000.00	8,000.00	75,000.00	78,076.97
980,000.00	912,000.00	912,000.00	86,000.00	998,000.00	973,835.00
1,850,000.00	1,750,000.00	1,750,000.00	150,000.00	1,900,000.00	1,877,904.20
25,464.00	25,464.00	25,464.00	-	25,464.00	25,464.00
162,072.00	162,072.00	162,072.00	-	162,072.00	162,072.00

General Fund

		2020 Budget
1100-341-10-140-035	TAX A/C SAN JUAN-COMM & COSTS	40,512.00
1100-341-10-140-036	TAX A/C GRANJENO-COMM & COSTS	2,892.00
1100-341-10-140-037	TAX A/C LA JOYA-COMM & COSTS	23,148.00
1100-341-10-140-038	TAX A/C LA JOYA ISD-COMM & COSTS	144,696.00
1100-341-10-140-039	TAX A/C PHARR-COMM & COSTS	69,456.00
1100-341-10-140-040	TAX A/C ELSA-COMM & COSTS	23,148.00
1100-341-10-140-041	TAX A/C INSPECTION REPORT FEES	2,000.00
1100-341-10-140-042	TAX A/C PALMVIEW-COMM & COSTS	23,148.00
1100-341-10-140-043	TAX A/C DONNA ISD-COMM & COSTS	81,024.00
1100-341-10-140-044	TAX A/C RED SANDS WATER DIST-COMM & COST	3,000.00
1100-341-10-140-045	TAX A/C EDINBURG-COMM & COSTS	77,172.00
1100-341-10-140-046	TAX A/C CITY OF HIDALGO-COMM & COSTS	33,072.00
1100-341-10-140-047	TAX A/C HIDALGO ISD-COMM & COST	31,968.00
1100-341-10-140-048	TAX A/C HLTH CARE FUNDNG DIST-COMM & COS	20,000.00
1100-341-10-140-049	TAX A/C SCOFFLAW FEE-JP	355,000.00
1100-341-10-140-050	TAX A/C SCOFFLAW FEE-DC	22,000.00
1100-341-10-140-051	TAX A/C SCOFFLAW FEE-CC	17,000.00
1100-341-10-140-052	TAX A/C SCOFFLAW FEE-CITY	187,000.00
1100-341-10-140-053	TAX A/C CITY OF ALAMO-COMM & COSTS	32,628.00
1100-341-10-140-054	TAX A/C STREET LIGHT ELECTRICITY FEE	13,000.00
1100-341-10-150-000	CO TREASURER FEES-LGC SEC 118.141	-
1100-341-10-150-001	BAIL BOND LICENSE FEE	7,000.00
1100-341-10-180-001	COUNTY CLERK-COUNTY JUDGE FEES	8,000.00
1100-341-10-180-002	COUNTY CLERK-FEES	2,575,000.00
1100-341-10-180-003	COUNTY CLERK-10% TIME PAYMENT	6,000.00
1100-341-10-180-004	COUNTY CLERK-ADM TRANSACTION FEE	19,000.00
1100-341-10-180-005	COUNTY CLERK-RECORDS ARCHIVE FEE	1,035,000.00
1100-341-10-180-006	COUNTY CLERK-COURT COSTS	217,000.00
1100-341-10-180-007	COUNTY CLERK-JUDGES EDUCATION FUND	2,000.00
1100-341-10-180-008	COUNTY CLERK-JURY FEES	55,000.00
1100-341-10-180-009	COUNTY CLERK-DA FEES	42,000.00
1100-341-10-180-010	COUNTY CLERK-PRESERVATION OF VITAL STATS	14,000.00
1100-341-10-180-011	COUNTY CLERK-DA BOND FORF COMM	-
1100-341-10-180-012	COUNTY CLERK-JUD SUPP FEE-CRIMINAL	2,000.00
1100-341-10-180-013	COUNTY CLERK-DIGITAL DATA FEES	29,000.00
1100-341-10-180-015	COUNTY CLERK-DRUG COURT COST FEE	35,000.00
1100-341-10-180-016	COUNTY CLERK-FAILURE TO APPEAR ADMIN FEE	3,000.00
1100-341-10-180-017	COUNTY CLERK-ELEC FILING TRANSACTION FEE	-
1100-341-10-180-019	COUNTY CLERK-COURT FACILITIES FEES	1,080,000.00
1100-341-30-210-001	SUBDIVISION COLLECTION FEES	150,000.00
1100-341-30-210-003	UTILITIES CERTIFICATE FEES	132,000.00
1100-341-30-210-004	PIPELINE UTILITY FEES	40,000.00
1100-341-30-210-005	PLANNING-STREET LIGHTS FEES	50,000.00
1100-341-50-000-002	GRANT INDIRECT COSTS	60,000.00
1100-342-10-060-001	JUSTICE OF PEACE-SHERIFF FEES	8,000.00
1100-342-10-060-002	TAX A/C FRAUD INVESTIGATION ARREST FEE	-
1100-342-10-060-003	SCHOOL ARREST FEE	1,000.00
1100-342-10-080-001	AUTOPSY SERVICE REVENUE	-
1100-342-10-090-001	DISTRICT CLERK-SHERIFF FEES	285,000.00
1100-342-10-180-001	COUNTY CLERK-SHERIFF FEES	156,000.00
1100-342-10-280-001	SHERIFF FEES-SHERIFF	167,000.00
1100-342-10-280-002	SHERIFF-GARAGEKEEPER ABANDONED MV FEE	3,000.00
1100-342-10-291-000	CONSTABLE PCT.1 FEES	130,000.00
1100-342-10-292-000	CONSTABLE PCT.2 FEES	320,000.00
1100-342-10-293-000	CONSTABLE PCT.3 FEES	225,000.00
1100-342-10-294-000	CONSTABLE PCT.4 FEES	190,000.00
1100-342-10-295-000	CONSTABLE PCT.5 FEES	18,000.00
1100-342-11-280-000	SHERIFF ACADEMY TUITION	-
1100-342-20-060-001	FIRE MARSHAL ARREST FEE	-
1100-342-20-300-000	FIRE MARSHAL BLDG PERMIT FEES	116,000.00
1100-342-30-000-000	SSA INCENTIVE PAYMENTS	23,000.00
1100-342-30-090-000	JUVENILE PROBATION FEES	-

2020 Department Request	2019 Original Budget	7/31/2019 Adjusted Budget	Estimated Increase (Decrease)	Estimated 2019 Final Budget	2018 Actual
40,512.00	40,512.00	40,512.00	-	40,512.00	40,512.00
2,892.00	2,892.00	2,892.00	-	2,892.00	2,892.00
23,148.00	23,148.00	23,148.00	-	23,148.00	23,148.00
144,696.00	144,696.00	144,696.00	-	144,696.00	144,696.00
69,456.00	69,456.00	69,456.00	-	69,456.00	69,456.00
23,148.00	231,478.00	231,478.00	(208,330.00)	23,148.00	23,148.00
2,000.00	-	-	2,000.00	2,000.00	-
23,148.00	23,148.00	23,148.00	-	23,148.00	23,148.00
81,024.00	81,024.00	81,024.00	-	81,024.00	81,024.00
3,000.00	3,000.00	3,000.00	-	3,000.00	3,000.00
77,172.00	77,172.00	77,172.00	-	77,172.00	77,172.00
33,072.00	33,072.00	33,072.00	-	33,072.00	33,072.00
31,968.00	31,968.00	31,968.00	-	31,968.00	31,968.00
25,000.00	20,000.00	20,000.00	-	20,000.00	25,520.18
325,000.00	310,000.00	310,000.00	45,000.00	355,000.00	345,102.32
24,000.00	22,000.00	22,000.00	-	22,000.00	23,246.99
17,000.00	15,000.00	15,000.00	2,000.00	17,000.00	17,015.55
210,000.00	230,000.00	230,000.00	(43,000.00)	187,000.00	156,744.19
32,628.00	32,628.00	32,628.00	-	32,628.00	32,628.00
10,000.00	9,000.00	9,000.00	4,000.00	13,000.00	10,954.91
-	-	-	-	-	600.00
-	5,000.00	5,000.00	2,000.00	7,000.00	8,000.00
6,600.00	6,000.00	6,000.00	2,000.00	8,000.00	6,748.00
2,500,000.00	2,480,000.00	2,480,000.00	70,000.00	2,550,000.00	2,584,452.43
5,800.00	5,000.00	5,000.00	1,000.00	6,000.00	5,974.13
20,800.00	17,000.00	17,000.00	2,000.00	19,000.00	19,055.00
1,000,000.00	900,000.00	900,000.00	125,000.00	1,025,000.00	1,050,570.00
180,000.00	175,000.00	175,000.00	40,000.00	215,000.00	218,740.55
2,000.00	2,000.00	2,000.00	-	2,000.00	2,136.00
65,000.00	61,000.00	61,000.00	(7,000.00)	54,000.00	63,586.00
47,000.00	41,000.00	41,000.00	1,000.00	42,000.00	45,898.94
13,000.00	12,000.00	12,000.00	2,000.00	14,000.00	13,637.00
4,400.00	-	-	2,137.50	2,137.50	5,059.75
1,600.00	1,500.00	1,500.00	500.00	2,000.00	1,785.23
50,000.00	49,000.00	49,000.00	(20,000.00)	29,000.00	49,118.88
36,000.00	33,000.00	33,000.00	2,000.00	35,000.00	36,112.37
2,800.00	3,000.00	3,000.00	-	3,000.00	2,897.20
110,000.00	110,000.00	110,000.00	(10,000.00)	100,000.00	122,814.00
1,000,000.00	1,040,000.00	1,040,000.00	30,000.00	1,070,000.00	1,099,400.00
145,000.00	125,000.00	125,000.00	25,000.00	150,000.00	154,367.50
160,000.00	147,000.00	147,000.00	(15,000.00)	132,000.00	152,880.00
40,000.00	-	-	40,000.00	40,000.00	26,000.00
65,000.00	-	36,000.00	14,000.00	50,000.00	5,040.00
-	60,000.00	60,000.00	-	60,000.00	500,651.92
-	9,000.00	9,000.00	(1,000.00)	8,000.00	10,348.61
-	-	-	-	-	79.86
-	-	-	1,000.00	1,000.00	665.00
-	-	-	-	-	13,355.00
319,000.00	266,000.00	266,000.00	16,000.00	282,000.00	286,543.96
150,000.00	140,000.00	140,000.00	15,000.00	155,000.00	157,949.61
153,000.00	153,000.00	153,000.00	14,000.00	167,000.00	160,482.53
3,000.00	3,000.00	3,000.00	-	3,000.00	2,560.00
-	198,000.00	198,000.00	(68,000.00)	130,000.00	200,356.85
320,000.00	320,000.00	320,000.00	-	320,000.00	351,270.87
327,000.00	327,000.00	327,000.00	(102,000.00)	225,000.00	334,950.65
297,000.00	297,000.00	297,000.00	(107,000.00)	190,000.00	277,322.57
-	12,000.00	12,000.00	6,000.00	18,000.00	24,167.30
-	-	-	-	-	-
-	-	-	-	-	5.00
123,000.00	123,000.00	123,000.00	(7,000.00)	116,000.00	128,698.43
-	30,000.00	30,000.00	(7,000.00)	23,000.00	33,600.00
-	-	-	-	-	-

General Fund

		2020 Budget
1100-342-30-280-000	SHERIFF BOARDING OF FEDERAL INMATES	-
1100-342-30-280-001	SHERIFF PAY PHONE COMM	675,000.00
1100-342-30-330-028	JUV BOOT CAMP-CRT ORD PLACEMENTS	945,000.00
1100-344-40-125-000	NUISANCE ABATEMENT FEES	5,000.00
1100-345-21-340-000	SEPTIC TANK INSPECTIONS	93,000.00
1100-345-22-340-000	RESTAURANT INSPECTION FEE	149,000.00
1100-345-25-340-000	FINAL INSPECTION FEE	74,000.00
1100-345-40-340-001	HEALTH DEPT-THIRD-PARTY PAYMENTS	23,000.00
1100-345-40-340-002	HEALTH DEPT-CLIENT PAYMENTS	130,000.00
1100-347-40-121-000	DELTA LAKE PARK \$2.00 FEES	-
1100-347-40-122-000	SWIMMING POOL FEES	1,000.00
1100-347-40-123-000	ANZALDUAS PARK FEES	13,000.00
	Total Charges for Services	<u>18,184,767.84</u>
Fines and Forfeits:		
1100-351-10-140-001	TAX AC SI- \$100 STATEMENT FINE	12,000.00
1100-351-20-000-001	COURT ORDERED RESTITUTION	5,000.00
1100-351-20-090-001	DISTRICT CLERK-PUBLIC DEFENSE	116,000.00
1100-351-20-180-001	COUNTY CLERK-PUBLIC DEFENSE	114,000.00
1100-352-20-080-000	GAMBLING PROCEEDS FORFEITS	-
1100-355-20-000-000	SPECIAL ASSESS-STREET LIGHT ELECTRICITY	51,000.00
	Total Fines and Forfeits	<u>298,000.00</u>
Other:		
1100-360-00-000-000	GEN FUND-MISCELLANEOUS REVENUE	959,500.00
1100-360-00-000-003	GEN FUND-MISC REV-PAYROLL ADM FEES	4,000.00
1100-360-00-000-005	GEN FUND-MISC REV-INSURANCE CLAIMS	-
1100-360-00-000-006	GEN FD-MISC REV-UNCLMD PROP-PROPRIETARY	-
1100-360-00-090-000	GEN FUND-MISC REV-JURY SCRIPT O/S CKS	-
1100-361-10-000-000	GEN FUND-INTEREST EARNINGS	1,800,000.00
1100-361-11-000-000	GEN FUND-NOW INTEREST	110,000.00
1100-361-11-000-001	GEN FUND-TRUST & AGENCY NOW INTEREST	35,000.00
1100-361-11-000-002	GEN FUND-PAYROLL NOW INTEREST	5,500.00
1100-361-11-000-003	GEN FUND-DA HOT CHECK NOW INTEREST	-
1100-361-11-000-004	GEN FUND-TAX A/C NOW INTEREST	209,000.00
1100-361-11-000-005	GEN FUND-DISTRICT CLERK NOW INTEREST	6,000.00
1100-361-11-000-006	GEN FUND-COUNTY CLERK NOW INTEREST	-
1100-362-10-000-000	GEN FUND-RENTAL REVENUE	123,000.00
1100-362-20-000-000	GEN FUND-OIL & GAS ROYALTY	3,000.00
1100-363-00-000-000	GEN FUND-ESCHEATS	-
	Total Other	3,255,000.00
	Total Estimated Revenues	<u>41,208,073.20</u>
Other Financing Sources:		
1100-391-01-000-236	TRANSFERS IN-DC TITLE IV-D	-
1100-391-01-000-252	TRANSFERS IN-HIDTA US TREASURY	-
1100-391-01-000-301	TRANSFERS IN-CAPITAL OUTLAY	-
1100-391-01-039-293	TRANSFERS IN-HEALTH ADMINISTRATION	-
1100-392-10-000-000	GEN FUND-SALE OF CAPITAL ASSETS	-
1100-392-11-280-000	SHERIFF-SALE OF ABANDONED VEHICLES	-
1100-393-70-000-000	CAPITAL LEASES	-
	Total Other Financing Sources	<u>-</u>
	Total Estimated Revenues and Other Financing Sources	<u>\$ 41,208,073.20</u>

2020 Department Request	2019 Original Budget	7/31/2019 Adjusted Budget	Estimated Increase (Decrease)	Estimated 2019 Final Budget	2018 Actual
-	-	-	-	-	-
675,000.00	415,000.00	415,000.00	315,000.00	730,000.00	633,297.05
1,000,000.00	1,200,000.00	1,200,000.00	(255,000.00)	945,000.00	1,231,485.00
-	3,000.00	3,000.00	2,000.00	5,000.00	3,451.66
100,000.00	83,000.00	83,000.00	10,000.00	93,000.00	77,175.00
160,000.00	150,000.00	150,000.00	(1,000.00)	149,000.00	151,125.00
75,000.00	66,000.00	66,000.00	8,000.00	74,000.00	61,740.00
17,000.00	16,000.00	16,000.00	7,000.00	23,000.00	19,464.87
130,000.00	130,000.00	130,000.00	-	130,000.00	131,947.00
-	-	-	-	-	-
-	1,000.00	1,000.00	-	1,000.00	997.50
15,000.00	15,000.00	15,000.00	(2,000.00)	13,000.00	14,400.00
16,911,237.00	18,173,129.48	18,209,129.48	187,810.86	18,396,940.34	19,423,205.12
16,000.00	15,000.00	15,000.00	(3,000.00)	12,000.00	18,557.99
5,000.00	16,000.00	16,000.00	(11,000.00)	5,000.00	5,735.47
169,000.00	134,000.00	134,000.00	(19,000.00)	115,000.00	131,218.94
145,000.00	157,000.00	157,000.00	(44,000.00)	113,000.00	156,864.24
-	-	-	-	-	867.63
-	32,000.00	32,000.00	19,000.00	51,000.00	42,605.11
335,000.00	354,000.00	354,000.00	(58,000.00)	296,000.00	355,849.38
-	300,000.00	300,000.00	1,100,000.00	1,400,000.00	1,458,274.86
-	2,500.00	2,500.00	1,500.00	4,000.00	4,302.91
-	-	444,041.67	30,688.07	474,729.74	674,308.88
-	-	-	-	-	495.56
-	-	-	26,205.00	26,205.00	78,326.00
-	2,000,000.00	2,000,000.00	200,000.00	2,200,000.00	2,683,709.23
-	50,000.00	50,000.00	110,000.00	160,000.00	144,587.86
-	15,000.00	15,000.00	35,000.00	50,000.00	48,438.41
-	2,500.00	2,500.00	5,500.00	8,000.00	8,089.81
-	-	-	-	-	2,264.30
-	100,000.00	100,000.00	200,000.00	300,000.00	300,559.52
-	3,000.00	3,000.00	6,000.00	9,000.00	8,979.33
-	-	-	-	-	249.53
-	90,000.00	90,000.00	33,000.00	123,000.00	123,206.72
-	3,500.00	3,500.00	(500.00)	3,000.00	4,059.35
-	-	-	-	-	302,633.24
-	2,566,500.00	3,010,541.67	1,747,393.07	4,757,934.74	5,842,485.51
24,987,362.57	206,619,514.84	207,219,556.51	4,350,299.30	211,569,855.81	210,250,681.87
-	-	-	-	-	28,932.38
-	-	-	-	-	-
-	-	-	-	-	-
-	-	-	-	-	10,844.58
-	-	-	-	-	-
-	-	-	-	-	608,961.36
-	-	-	-	-	648,738.32
\$ 24,987,362.57	\$ 206,619,514.84	\$ 207,219,556.51	\$ 4,350,299.30	\$ 211,569,855.81	\$ 210,899,420.19

General Fund

		2020 Budget
Appropriations and Other Financing Uses:		
Judicial:		
1100-412-00-001-001	92ND DC	\$ -
1100-412-00-002-001	93RD DC	-
1100-412-00-003-001	139TH DC	-
1100-412-00-004-001	206TH DC	-
1100-412-00-005-001	275TH DC	-
1100-412-00-006-001	332ND DC	-
1100-412-00-007-001	370TH DC	-
1100-412-00-008-001	389TH DC	-
1100-412-00-009-001	398TH DC	-
1100-412-00-010-001	430TH DC	-
1100-412-00-011-001	449TH DC	-
1100-412-00-012-001	464TH DC	-
1100-412-00-021-001	CCL#1	-
1100-412-00-022-001	CCL#2	-
1100-412-00-023-001	PROBATE CRT	-
1100-412-00-024-001	CCL#4	-
1100-412-00-025-001	CCL#5	-
1100-412-00-026-001	CCL#6	-
1100-412-00-027-001	CCL#7	-
1100-412-00-028-001	CCL#8	-
1100-412-00-031-001	MASTER CRT	-
1100-412-00-032-001	MASTER CRT II	-
1100-412-00-040-001	13TH COURT OF APPEALS	-
1100-412-00-045-001	AUXILIARY CRT	-
1100-412-00-055-001	CHILD PROTECTION CRT	-
1100-412-00-060-003	JP PRESERVATION OF VITAL STATISTICS	-
1100-412-00-061-001	JP PCT 1/PL 1	-
1100-412-00-062-001	JP PCT 1/PL 2	-
1100-412-00-063-001	JP PCT 2/PL 1	-
1100-412-00-064-001	JP PCT 2/PL 2	-
1100-412-00-065-001	JP PCT 3/PL 1	-
1100-412-00-066-001	JP PCT 3/PL 2	-
1100-412-00-067-001	JP PCT 4/PL 1	-
1100-412-00-068-001	JP PCT 4/PL 2	-
1100-412-00-069-001	JP PCT 5/PL 1	-
1100-412-00-070-001	INDIGENT DEFENSE	-
1100-412-00-080-002	CRIM DA	-
1100-412-00-080-013	DA CIVIL LITIGATION	-
1100-412-00-080-016	DA BOND FORFEITURE COMM	-
1100-412-00-090-001	DIST CLERK	-
1100-412-00-090-019	DIST CLERK-RECORD ARCHIVE	-
1100-412-00-115-013	5TH ADM JUDICIAL REGION	-
1100-412-00-115-014	VISITING JUDGES	-
1100-412-00-125-029	DOMESTIC RELATIONS	-
1100-412-00-200-009	CIJS	-
1100-412-00-200-010	CC & DC E-FILING	-
1100-412-20-080-001	GRAND JURY	-
1100-412-20-115-015	JURY FEES	-
1100-412-30-085-003	PUBLIC DEFENDER	-
1100-412-30-115-016	PUBLIC DEFENSE	-
1100-412-30-115-083	CHILD WELFARE DEFENSE	-
1100-412-30-115-084	OTHER PUBLIC DEFENSE	-
	Total Judicial	-
Executive:		
1100-413-00-110-006	CO JUDGE	-
1100-413-00-110-077	PUBLIC AFFAIRS	-

2020 Department Request	2019 Original Budget	7/31/2019 Adjusted Budget	Estimated Increase (Decrease)	Estimated 2019 Final Budget	2018 Actual
\$ -	\$ 435,356.00	\$ 440,803.81	\$ -	\$ 440,803.81	\$ 415,011.82
-	435,378.00	436,614.38	-	436,614.38	387,738.82
-	442,483.00	456,061.42	-	456,061.42	418,269.47
-	473,857.00	452,697.96	-	452,697.96	447,339.61
-	447,877.00	418,323.09	-	418,323.09	425,183.54
-	459,056.00	464,300.29	-	464,300.29	436,987.45
-	446,008.00	455,770.08	-	455,770.08	423,989.86
-	424,874.00	389,395.05	-	389,395.05	394,902.05
-	442,766.00	446,389.20	-	446,389.20	422,191.86
-	445,649.00	531,467.94	-	531,467.94	509,477.07
-	424,292.00	429,686.81	-	429,686.81	399,827.48
-	391,811.00	378,625.18	-	378,625.18	-
-	606,640.00	610,946.21	-	610,946.21	574,635.94
-	588,962.00	556,624.27	-	556,624.27	548,948.74
-	704,882.00	708,104.79	-	708,104.79	648,402.34
-	596,869.00	604,522.27	-	604,522.27	559,613.56
-	586,673.00	593,660.60	-	593,660.60	549,942.45
-	552,557.00	578,410.92	-	578,410.92	497,727.86
-	574,507.00	563,198.78	-	563,198.78	530,760.82
-	603,043.00	589,229.05	-	589,229.05	570,066.47
-	139,359.00	137,317.32	-	137,317.32	153,118.21
-	143,095.00	143,095.00	-	143,095.00	133,881.10
-	3,100.00	13,056.88	-	13,056.88	3,008.94
-	498,305.00	536,796.66	-	536,796.66	477,883.64
-	84,789.00	87,789.00	-	87,789.00	80,158.49
-	500.00	500.00	-	500.00	-
-	446,720.00	448,408.16	-	448,408.16	420,099.13
-	453,037.00	451,998.04	-	451,998.04	425,344.91
-	445,055.00	445,055.03	-	445,055.03	418,608.55
-	446,893.00	442,287.15	-	442,287.15	418,070.18
-	436,538.00	434,142.20	-	434,142.20	403,158.38
-	448,743.00	436,232.70	-	436,232.70	426,636.85
-	476,538.00	476,539.06	-	476,539.06	455,776.63
-	458,440.00	448,120.03	-	448,120.03	431,744.62
-	347,541.00	347,292.70	-	347,292.70	310,793.43
-	455,489.00	452,068.35	-	452,068.35	435,526.64
-	9,190,896.00	9,136,081.36	-	9,136,081.36	8,324,719.76
-	743,649.00	734,849.34	-	734,849.34	627,378.58
-	240,105.00	229,397.92	-	229,397.92	206,721.45
-	3,931,206.00	3,951,430.76	-	3,951,430.76	3,588,277.54
-	97,000.00	97,000.00	-	97,000.00	233,524.18
-	122,685.00	122,685.00	-	122,685.00	116,311.27
-	206,844.00	206,844.00	-	206,844.00	390,541.53
-	79,151.00	86,151.00	-	86,151.00	9,650.52
-	-	-	-	-	-
-	245,000.00	276,946.28	-	276,946.28	339,499.92
-	48,730.00	48,730.00	-	48,730.00	46,141.01
-	775,000.00	775,000.00	-	775,000.00	701,992.00
-	1,376,834.00	1,352,210.95	-	1,352,210.95	1,265,184.52
-	4,600,000.00	4,600,000.00	-	4,600,000.00	6,239,500.07
-	1,253,100.00	1,253,100.00	-	1,253,100.00	1,308,502.00
-	350,000.00	350,000.00	-	350,000.00	436,188.00
-	38,627,882.00	38,625,956.99	-	38,625,956.99	37,988,959.26
-	995,782.00	1,099,631.10	-	1,099,631.10	928,190.58
-	488,443.00	529,937.06	-	529,937.06	421,463.46

General Fund

		2020 Budget
1100-413-00-125-001	EXECUTIVE OFFICE	-
1100-413-30-125-004	CO COMM	-
	Total Executive	-
Elections:		
1100-414-00-130-001	ELECTIONS DEPT	-
1100-414-00-130-023	ELECTIONS CONTRACT §31.100	-
	Total Elections	-
Financial Administration:		
1100-415-00-000-000	GEN FUND-APPRAISAL FEES	-
1100-415-00-115-002	CO WIDE ADM	-
1100-415-00-115-091	HURRICANE HARVEY	-
1100-415-00-150-002	BAIL BOND BOARD	-
1100-415-00-200-001	INFO TECH DEPT	-
1100-415-00-200-002	IT COUNTYWIDE	-
1100-415-13-125-005	INDEPENDENT AUDIT	-
1100-415-14-115-001	DBM-BUDGET DIV	-
1100-415-15-140-001	TAX OFF	-
1100-415-15-140-004	SCOFFLAW PROGRAM	-
1100-415-16-150-001	CO TREASURER	-
1100-415-18-160-001	PURCHASING	-
1100-415-19-115-020	ARBITRAGE CALC	-
1100-415-21-170-001	CO AUDITOR	-
1100-415-30-125-006	GENERAL LITIGATION	-
1100-415-40-180-001	CO CLERK	-
1100-415-40-180-002	CO CLERK RECORD ARCHIVE	-
1100-415-40-180-005	CC PRESERVATION OF VITAL STATISTICS	-
1100-415-50-125-037	CIVIL SERVICE	-
1100-415-50-190-002	HUMAN RESOURCES	-
	Total Financial Administration	-
Other:		
1100-419-00-124-125	PCT 4 RESTITUTION-1124 M RD	-
1100-419-00-125-009	INSURANCE	-
1100-419-10-210-001	PLANNING DEPT	-
1100-419-40-124-123	PCT4 SAN CARLOS CRC SUNFLOWER	-
1100-419-40-124-136	PCT4 EMERGENCY SRV LINN-SM	-
1100-419-40-124-187	PCT4 EMERGENCY SRV LINN-SM	-
1100-419-40-124-207	PCT4 EMER SRV FCLTY-SC	-
1100-419-40-125-035	NEW COURTHOUSE	-
1100-419-40-220-001	FACILITIES MGMT	-
1100-419-40-220-045	FACILITIES MGMT-MORGUE	-
1100-419-40-220-050	FACILITIES MGMT CO WIDE	-
1100-419-40-220-051	FAC MGMT-CO SERVICE FACILITY	-
1100-419-40-220-053	FAC MGMT-SECURITY DIV	-
1100-419-40-220-055	FAC MGMT-OLD JAIL SITE PRKNG LOT	-
1100-419-50-125-003	SAFETY	-
1100-419-60-125-010	MAILING SERVICES	-
1100-419-70-125-036	ENVIRONMENTAL COMPLIANCE	-
	Total Other	-
Police:		
1100-421-00-080-003	AUTOPSIES	-
1100-421-00-115-011	CO WIDE LAW ENF	-
1100-421-00-125-011	TX DPS	-
1100-421-00-220-042	FAC MGMT-CONST PCT1 BLDG	-
1100-421-00-280-001	SHERIFF	-
1100-421-00-280-083	CO WIDE COMM SYST	-
1100-421-00-291-001	CONSTABLE PCT.1	-

2020 Department Request	2019 Original Budget	7/31/2019 Adjusted Budget	Estimated Increase (Decrease)	Estimated 2019 Final Budget	2018 Actual
-	611,652.00	663,426.47	-	663,426.47	558,475.22
-	774,880.00	724,884.63	-	724,884.63	699,881.40
-	2,870,757.00	3,017,879.26	-	3,017,879.26	2,608,010.66
-	3,134,178.00	3,180,564.24	-	3,180,564.24	4,109,785.70
-	6,284.00	6,284.00	-	6,284.00	89,236.01
-	3,140,462.00	3,186,848.24	-	3,186,848.24	4,199,021.71
-	2,000,000.00	2,000,000.00	-	2,000,000.00	1,944,855.00
-	3,364,127.00	1,371,359.70	(31,237.50)	1,340,122.20	1,469,138.71
-	-	-	-	-	-
-	12,675.00	17,742.14	-	17,742.14	4,848.27
-	2,097,565.00	1,922,930.25	-	1,922,930.25	1,680,921.58
-	2,517,115.00	2,528,207.14	-	2,528,207.14	1,223,463.59
-	160,000.00	160,000.00	-	160,000.00	160,000.00
-	1,277,902.00	1,256,889.63	-	1,256,889.63	1,147,313.91
-	8,115,344.00	8,120,535.72	-	8,120,535.72	7,108,926.46
-	246,495.00	246,495.00	-	246,495.00	176,463.56
-	1,217,007.00	1,210,805.91	-	1,210,805.91	1,335,479.91
-	2,058,216.00	2,009,110.45	-	2,009,110.45	1,740,333.89
-	-	-	-	-	5,850.00
-	3,349,684.00	3,405,049.97	-	3,405,049.97	3,145,949.52
-	883,681.00	1,180,888.73	-	1,180,888.73	1,085,257.73
-	3,593,469.00	3,522,802.87	-	3,522,802.87	3,295,764.83
-	756,596.00	934,996.00	-	934,996.00	977,730.71
-	13,000.00	13,000.00	-	13,000.00	-
-	22,470.00	22,470.00	-	22,470.00	14,730.51
-	982,683.00	927,574.24	-	927,574.24	773,245.31
-	32,668,029.00	30,850,857.75	(31,237.50)	30,819,620.25	27,290,273.49
-	-	-	-	-	512.50
-	2,450,512.00	2,856,438.00	-	2,856,438.00	2,397,021.05
-	1,243,728.00	1,242,239.14	-	1,242,239.14	1,144,039.38
-	-	2,914.38	-	2,914.38	99,453.04
-	-	2,211.50	-	2,211.50	2,211.50
-	21,230.00	23,212.50	-	23,212.50	16,663.74
-	-	-	-	-	900.00
-	-	2,651,772.64	-	2,651,772.64	151,764.93
-	5,003,850.00	5,011,279.57	-	5,011,279.57	4,448,492.15
-	-	-	-	-	-
-	2,092,120.00	1,827,138.95	-	1,827,138.95	1,890,609.96
-	-	-	-	-	-
-	-	334,739.86	-	334,739.86	54,255.83
-	-	-	31,237.50	31,237.50	184,227.84
-	840,375.00	822,451.07	-	822,451.07	729,269.51
-	49,704.00	49,704.00	-	49,704.00	35,254.80
-	-	-	-	-	-
-	11,701,519.00	14,824,101.61	31,237.50	14,855,339.11	11,154,676.23
-	873,048.00	802,065.44	-	802,065.44	817,758.88
-	70,000.00	70,000.00	-	70,000.00	69,999.96
-	212,859.00	199,787.70	-	199,787.70	166,206.94
-	-	-	-	-	-
-	27,914,923.00	27,861,895.88	-	27,861,895.88	26,589,893.99
-	1,069,608.00	1,089,362.00	-	1,089,362.00	280,048.98
-	1,197,021.00	1,196,847.41	-	1,196,847.41	1,137,907.73

General Fund

		2020 Budget
1100-421-00-292-001	CONSTABLE PCT.2	-
1100-421-00-293-001	CONSTABLE PCT.3	-
1100-421-00-294-001	CONSTABLE PCT.4	-
1100-421-00-295-001	CONSTABLE PCT.5	-
	Total Police	-
Fire:		
1100-422-10-300-001	FIRE MARSHAL	-
1100-422-20-300-002	ALAMO FD	-
1100-422-20-300-003	ALTON FD	-
1100-422-20-300-004	DONNA FD	-
1100-422-20-300-005	EDCOUCH FD	-
1100-422-20-300-006	EDINBURG FD	-
1100-422-20-300-007	ELSA FD	-
1100-422-20-300-008	HIDALGO FD	-
1100-422-20-300-009	LA JOYA FD	-
1100-422-20-300-010	LA VILLA FD	-
1100-422-20-300-011	LINN-SAN MANUEL FD	-
1100-422-20-300-012	MCALLEN FD	-
1100-422-20-300-013	MERCEDES FD	-
1100-422-20-300-014	MISSION FD	-
1100-422-20-300-015	MONTE ALTO FD	-
1100-422-20-300-016	PALMVIEW FD	-
1100-422-20-300-017	PHARR FD	-
1100-422-20-300-018	SAN JUAN FD	-
1100-422-20-300-019	WESLACO FD	-
1100-422-20-300-026	SULLIVAN FD	-
1100-422-20-300-028	PENITAS FD	-
	Total Fire	-
Corrections:		
1100-423-00-320-001	ADULT PROB	-
1100-423-00-320-014	DRUG COURT	-
1100-423-00-320-034	ALT INCARCERATION PRG	-
1100-423-21-280-002	JAIL	-
1100-423-70-330-001	JUVENILE CI	-
1100-423-71-330-001	JUVENILE DS	-
1100-423-72-330-001	JUVENILE YS	-
1100-423-73-330-001	JUVENILE MHA	-
1100-423-74-330-001	JUVENILE CBG	-
1100-423-75-330-001	JUVENILE CBMH	-
1100-423-77-330-001	JUVENILE PANS	-
1100-423-78-330-001	JUVENILE PAS	-
1100-423-78-330-028	JUV BOOT CAMP PAS	-
1100-423-79-330-001	JUVENILE DET PRE	-
1100-423-80-330-028	JUV BOOT CAMP RES MH	-
	Total Corrections	-
Other Protection:		
1100-429-00-110-075	EMERGENCY MGMT	-
1100-429-30-125-014	TRAFFIC ENGINEERING	-
1100-429-40-010-002	BAIL BOND BOARD	-
1100-429-60-115-092	FLOOD CTRL WTR EXTRACT 2018	-
1100-429-60-115-094	HURRICANE PREPAREDNESS	-
	Total Other Protection	-
Highways and Streets:		
1100-431-90-115-090	COLONIA STREELIGHT PR	-
1100-431-90-115-095	NEW S/D DEV STREETLIGHTS	-
	Total Highways and Streets	-

2020 Department Request	2019 Original Budget	7/31/2019 Adjusted Budget	Estimated Increase (Decrease)	Estimated 2019 Final Budget	2018 Actual
-	1,207,487.00	1,207,056.37	-	1,207,056.37	1,181,662.34
-	1,439,062.00	1,412,954.70	-	1,412,954.70	1,367,255.73
-	1,496,328.00	1,487,131.31	-	1,487,131.31	1,425,409.45
-	492,793.00	491,638.11	-	491,638.11	477,013.84
-	35,973,129.00	35,818,738.92	-	35,818,738.92	33,513,157.84
-	859,463.00	666,166.53	-	666,166.53	578,845.26
-	40,000.00	40,000.00	-	40,000.00	34,700.00
-	210,000.00	250,151.23	-	250,151.23	287,680.00
-	50,000.00	50,000.00	-	50,000.00	87,405.00
-	35,000.00	48,037.97	-	48,037.97	39,000.00
-	215,000.00	215,406.52	-	215,406.52	274,620.00
-	55,000.00	55,000.00	-	55,000.00	110,825.00
-	20,000.00	20,000.00	-	20,000.00	8,210.00
-	60,000.00	60,006.03	-	60,006.03	69,260.00
-	15,000.00	15,000.00	-	15,000.00	-
-	75,000.00	75,000.00	-	75,000.00	94,180.00
-	85,000.00	85,009.20	-	85,009.20	49,640.00
-	65,000.00	65,011.98	-	65,011.98	59,160.00
-	30,000.00	30,001.68	-	30,001.68	18,660.00
-	45,000.00	45,000.00	-	45,000.00	44,620.00
-	75,000.00	75,000.00	-	75,000.00	47,470.00
-	5,000.00	5,000.00	-	5,000.00	3,100.00
-	15,000.00	15,000.00	-	15,000.00	10,155.00
-	140,000.00	270,114.58	-	270,114.58	241,600.00
-	10,000.00	10,000.00	-	10,000.00	12,885.00
-	-	11,000.00	-	11,000.00	-
-	2,104,463.00	2,105,905.72	-	2,105,905.72	2,072,015.26
-	79,800.00	79,800.00	-	79,800.00	80,833.73
-	107,856.00	-	-	-	104,376.69
-	377,118.00	-	-	-	382,671.71
-	29,724,334.00	30,654,508.99	-	30,654,508.99	28,624,817.79
-	690,142.00	694,385.28	-	694,385.28	654,248.54
-	2,138,889.00	2,108,530.09	-	2,108,530.09	1,858,363.85
-	35,000.00	168,020.00	-	168,020.00	81,427.38
-	65,000.00	140,028.38	-	140,028.38	108,792.04
-	245,309.00	301,519.00	-	301,519.00	266,703.40
-	41,856.00	45,967.32	-	45,967.32	42,119.78
-	1,186,300.00	1,192,966.00	-	1,192,966.00	1,609,515.97
-	1,564,000.00	1,510,188.99	-	1,510,188.99	1,623,564.48
-	2,683,960.00	2,661,803.38	-	2,661,803.38	2,344,196.32
-	5,077,777.00	4,903,526.78	-	4,903,526.78	4,301,433.20
-	81,154.00	82,854.00	-	82,854.00	61,686.58
-	44,098,495.00	44,544,098.21	-	44,544,098.21	42,144,751.46
-	625,339.00	603,912.90	-	603,912.90	545,413.06
-	150,930.00	150,930.00	-	150,930.00	150,929.28
-	6,408.00	1,340.86	-	1,340.86	4,775.14
-	-	963,192.60	-	963,192.60	3,134,343.10
-	-	192,350.00	-	192,350.00	-
-	782,677.00	1,911,726.36	-	1,911,726.36	3,835,460.58
-	45,000.00	45,102.48	-	45,102.48	98,825.95
-	-	36,000.00	-	36,000.00	-
-	45,000.00	81,102.48	-	81,102.48	98,825.95

General Fund

		2020 Budget
Sanitation:		
1100-432-00-121-001	PCT1 SANITATION	-
1100-432-00-122-001	PCT2 SANITATION	-
1100-432-00-123-001	PCT3 SANITATION	-
1100-432-00-124-001	PCT4 SANITATION	-
1100-432-00-124-162	PCT4 DOOLITTLE RECOVERY PRJ	-
1100-432-70-125-039	NUISANCE ABATEMENT PRG	-
	Total Sanitation	-
Health:		
1100-441-00-340-001	HEALTH ADM	-
1100-441-00-340-003	HEALTH CLINICS	-
1100-441-00-350-003	WIC INELIGIBLE COST	-
1100-441-43-115-085	CITY OF MCALLEN ANIMAL CONTROL	-
1100-441-60-124-212	PCT4-ICA UT HOUSTON-SNAP-ED	-
	Total Health	-
Welfare:		
1100-444-00-125-015	EASTER SEALS RGV	-
1100-444-00-125-016	TROPICAL TX CENTER MHMR	-
1100-444-00-125-017	MENTAL HEALTH TRIALS	-
1100-444-00-125-018	AMIGOS DEL VALLE	-
1100-444-00-240-001	HUMAN SERVICES	-
1100-444-00-240-002	PAUPER BURIAL	-
1100-444-00-240-003	INDIGENT HEALTH	-
1100-444-00-240-004	1115 WAIVER UC	-
1100-444-00-240-005	1115 WAIVER DSRIP	-
1100-444-00-240-010	ENHANCED INDIGENT HEALTH PRG	-
1100-444-00-360-001	CHILD WELFARE	-
1100-444-00-370-001	VETERAN'S SRV	-
1100-444-20-125-019	CHILD ADVOCACY CTR	-
1100-444-51-340-039	HEALTH ADMIN EL MILAGRO	-
	Total Welfare	-
Culture-Recreation:		
1100-451-22-122-118	PCT2 BOYS & GIRLS CLUB FACILITY	-
1100-451-32-125-021	HISTORICAL MUSEUM	-
1100-451-32-125-022	DONNA MUSEUM	-
1100-451-32-125-033	MISSION MUSEUM	-
	Total Culture-Recreation	-
Parks:		
1100-452-00-121-013	PCT1 PARKS	-
1100-452-00-122-008	PCT2 PARKS	-
1100-452-00-123-008	PCT3 PARKS	-
1100-452-00-124-009	PCT4 PARKS	-
1100-452-00-124-191	PCT4 MILO PONCE PARK	-
	Total Parks	-
Libraries:		
1100-455-00-125-024	COUNTY LIBRARY SYS	-
	Total Libraries	-
Conservation:		
1100-461-00-125-025	PREDATORY ANIMAL CONTROL	-
1100-461-00-125-026	INSECT ERADICATION	-
1100-461-00-125-027	HUMANE SOCIETY	-
1100-461-00-380-001	TX AGRILIFE EXT	-
	Total Conservation	-

2020 Department Request	2019 Original Budget	7/31/2019 Adjusted Budget	Estimated Increase (Decrease)	Estimated 2019 Final Budget	2018 Actual
-	2,268,119.00	2,299,037.35	-	2,299,037.35	2,323,155.54
-	924,811.00	785,451.81	-	785,451.81	698,332.41
-	2,658,671.00	2,619,562.88	-	2,619,562.88	2,442,209.53
-	1,284,157.00	1,573,534.55	-	1,573,534.55	1,236,176.40
-	-	-	-	-	670.63
-	552,415.00	581,171.97	-	581,171.97	592,320.70
-	7,688,173.00	7,858,758.56	-	7,858,758.56	7,292,865.21
-	2,451,767.00	2,448,671.09	-	2,448,671.09	2,187,644.43
-	5,056,317.00	4,975,948.57	-	4,975,948.57	4,399,964.40
-	1,500.00	1,500.00	-	1,500.00	2,058.09
-	150,000.00	150,000.00	-	150,000.00	-
-	-	81,509.99	-	81,509.99	93,641.28
-	7,659,584.00	7,657,629.65	-	7,657,629.65	6,683,308.20
-	17,749.00	17,749.00	-	17,749.00	16,452.07
-	1,187,518.00	1,505,549.00	-	1,505,549.00	1,187,518.00
-	13,075.00	13,075.00	-	13,075.00	3,875.00
-	5,000.00	5,000.00	-	5,000.00	5,000.00
-	1,470,640.00	1,455,007.86	-	1,455,007.86	1,305,530.48
-	71,000.00	71,000.42	-	71,000.42	61,150.00
-	-	-	-	-	-
-	5,500,000.00	5,500,000.00	-	5,500,000.00	5,500,000.00
-	-	2,426,768.00	-	2,426,768.00	294,618.11
-	605,000.00	605,000.31	-	605,000.31	9,407.99
-	132,308.00	107,894.75	-	107,894.75	84,406.86
-	479,624.00	488,701.87	-	488,701.87	436,483.02
-	-	50,000.00	-	50,000.00	50,000.00
-	-	-	-	-	-
-	9,481,914.00	12,245,746.21	-	12,245,746.21	8,954,441.53
-	-	-	-	-	-
-	460,000.00	460,000.00	-	460,000.00	460,000.00
-	10,000.00	10,000.00	-	10,000.00	10,000.00
-	10,000.00	10,000.00	-	10,000.00	10,000.00
-	480,000.00	480,000.00	-	480,000.00	480,000.00
-	867,465.00	930,449.03	-	930,449.03	961,352.56
-	919,767.00	1,053,646.86	-	1,053,646.86	856,846.65
-	873,112.00	906,905.56	-	906,905.56	713,044.42
-	814,017.00	558,636.84	-	558,636.84	731,860.63
-	-	-	-	-	12,787.88
-	3,474,361.00	3,449,638.29	-	3,449,638.29	3,275,892.14
-	237,138.00	237,138.00	-	237,138.00	239,436.92
-	237,138.00	237,138.00	-	237,138.00	239,436.92
-	32,400.00	38,400.00	-	38,400.00	38,400.00
-	828.00	828.00	-	828.00	887.43
-	1,071,000.00	1,071,000.00	-	1,071,000.00	821,405.00
-	597,996.00	555,025.43	-	555,025.43	364,171.04
-	1,702,224.00	1,665,253.43	-	1,665,253.43	1,224,863.47

General Fund

		2020 Budget
		<hr/>
Urban Redevelopment and Housing:		
1100-463-00-250-001	URBAN COUNTY	-
	Total Urban Redevelopment and Housing	<hr/> -
Economic Development and Assistance		
1100-465-10-110-081	ECONOMIC DEVELOPMENT	-
	Total Economic Development and Assistance	<hr/> -
Economic Opportunity:		
1100-466-00-121-050	PCT1 CRC	-
1100-466-00-122-018	PCT2 CRC-SAN JUAN	-
1100-466-00-122-082	PCT2 CRC-ALAMO	-
1100-466-00-122-144	PCT2 CRC YOUTH FCLTY	-
1100-466-00-124-077	PCT4 CRC	-
1100-466-00-124-186	PCT4 CRC-SUNFLOWER	-
	Total Economic Opportunity	<hr/> -
Debt Service:		
1100-471-00-000-000	CAPITAL LEASES-OTHER DEBT PRINCIPAL	-
1100-471-20-000-000	CAPITAL LEASES-OTHER DEBT PRINCIPAL	-
1100-471-20-124-000	CAPITAL LEASES-OTHER DEBT PRINCIPAL	-
1100-471-70-330-001	JUVENILE CI-OTHER DEBT PRINCIPAL	-
1100-471-71-330-001	JUVENILE DS-OTHER DEBT PRINCIPAL	-
1100-471-78-330-028	JUV BOOT CAMP PAS-OTHER DEBT PRINCIPAL	-
1100-471-79-330-001	JUVENILE DET PRE-OTHER DEBT PRINCIPAL	-
1100-472-00-000-000	GEN FD-OTHER DEBT INTEREST	-
1100-472-20-000-000	CAPITAL LEASES-OTHER DEBT INTEREST	-
1100-472-20-124-000	CAPITAL LEASES-OTHER DEBT INTEREST	-
1100-472-20-250-011	URBAN COUNTY-OTHER DEBT INTEREST	-
1100-472-70-330-001	JUVENILE CI-OTHER DEBT INTEREST	-
1100-472-71-330-001	JUVENILE DS-OTHER DEBT INTEREST	-
1100-472-78-330-028	JUV BOOT CAMP PAS-OTHER DEBT INTEREST	-
1100-472-79-330-001	JUVENILE DET PRE-OTHER DEBT INTEREST	-
	Total Debt Service	<hr/> -
	Total Appropriations	<hr/> <hr/> -
Other Financing Uses:		
1100-491-01-000-200	TRANSFERS OUT-R&B FUND	-
1100-491-01-000-239	TRANSFERS OUT-CRT REPORTER SRV	-
1100-491-01-000-241	TRANSFERS OUT-CRTHSE SECURITY	-
1100-491-01-000-280	TRANSFERS OUT-GRANTS LVL 0	-
1100-491-01-000-281	TRANSFERS OUT-GRANTS LVL 1	-
1100-491-01-000-284	TRANSFERS OUT-GRANTS LVL 4	-
1100-491-01-000-285	TRANSFERS OUT-GRANTS LVL 5	-
1100-491-01-014-289	TRANSFERS OUT-DRUG COURT	-
1100-491-01-034-289	TRANSFERS OUT-ALT INCARCERATION	-
1100-491-01-000-293	TRANSFERS OUT-HEALTH GRANTS	-
1100-491-01-000-301	TRANSFERS OUT-CAPITAL OUTLAY	-
1100-491-01-000-315	TRANSFERS OUT-TXDOT PROJECTS	-
1100-491-01-000-440	TRANSFERS OUT-LTRB 2009A	-
1100-491-01-000-452	TRANSFERS OUT-DEBT SERVICE CO2018A	-
1100-491-03-000-485	TRANSFERS OUT-COMMUNITY SERVICE AGENCY	-
	Total Other Financing Uses	<hr/> -
	Total Appropriations and Other Financing Uses	<hr/> <hr/> \$ -

2020 Department Request	2019 Original Budget	7/31/2019 Adjusted Budget	Estimated Increase (Decrease)	Estimated 2019 Final Budget	2018 Actual
-	100,500.00	107,986.88	-	107,986.88	100,439.93
-	100,500.00	107,986.88	-	107,986.88	100,439.93
-	285,606.00	641,959.60	-	641,959.60	669,999.76
-	285,606.00	641,959.60	-	641,959.60	669,999.76
-	111,023.00	115,523.00	-	115,523.00	108,672.85
-	226,708.00	229,354.10	-	229,354.10	204,988.75
-	233,277.00	219,906.88	-	219,906.88	218,091.37
-	13,900.00	15,355.00	-	15,355.00	12,844.22
-	212,944.00	181,866.09	-	181,866.09	217,412.30
-	44,100.00	47,224.19	-	47,224.19	39,928.94
-	841,952.00	809,229.26	-	809,229.26	801,938.43
-	-	-	-	-	-
-	-	-	-	-	1,092,117.17
-	-	-	-	-	1,533.70
-	-	-	-	-	2,086.89
-	-	-	-	-	2,086.89
-	-	-	-	-	2,718.64
-	-	-	-	-	2,086.89
-	-	-	-	-	-
-	-	-	-	-	169,335.06
-	-	-	-	-	204.74
-	6,000.00	18,000.00	-	18,000.00	7,914.92
-	-	-	-	-	71.91
-	-	-	-	-	71.91
-	-	-	-	-	108.92
-	-	-	-	-	71.91
-	6,000.00	18,000.00	-	18,000.00	1,280,409.55
-	203,969,865.00	210,138,555.42	-	210,138,555.42	195,908,747.58
-	8,400,000.00	8,605,074.84	-	8,605,074.84	8,614,214.75
-	-	140,000.00	-	140,000.00	45,351.08
-	607,679.00	663,729.00	-	663,729.00	659,009.00
-	-	687,429.39	-	687,429.39	78,464.30
-	-	175,453.17	-	175,453.17	53,542.04
-	-	106,374.88	-	106,374.88	-
-	104,000.00	225,661.94	-	225,661.94	95,419.33
-	-	82,962.00	-	82,962.00	-
-	-	264,554.00	-	264,554.00	-
-	284,100.00	493,535.20	-	493,535.20	273,587.56
-	-	-	-	-	19,393.84
-	-	-	-	-	-
-	-	-	-	-	9,235.00
-	-	3,644,329.00	-	3,644,329.00	-
-	-	-	-	-	75,300.00
-	9,395,779.00	15,089,103.42	-	15,089,103.42	9,923,516.90
\$ -	\$ 213,365,644.00	\$ 225,227,658.84	\$ -	\$ 225,227,658.84	\$ 205,832,264.48



SPECIAL REVENUE FUNDS

Road and Bridge

		2020 Budget
<hr/>		
Estimated Revenues and Other Financing Sources:		
Non-Business Licenses and Permits:		
1200-322-20-140-001	R&B FUND-MOTOR VEHICLE REGISTRATION	\$ 6,100,000.00
1200-322-20-140-002	R&B FUND-GROSS WEIGHT & AXLE WEIGHT FEE	315,000.00
1200-322-20-140-003	R&B FUND-INTERNATIONAL REGISTRATION PLAN	100,000.00
Total Non-Business Licenses and Permits		<hr/> 6,515,000.00
Intergovernmental:		
1200-335-00-121-000	R&B PCT1-LATERAL ROAD CREDITS	-
1200-335-00-122-000	R&B PCT2-LATERAL ROAD CREDITS	-
1200-335-00-123-000	R&B PCT3-LATERAL ROAD CREDITS	-
1200-335-00-124-000	R&B PCT4-LATERAL ROAD CREDITS	-
1200-335-50-140-000	R&B FUND-MOTOR VEH LICENSE APPORTIONMENT	360,000.00
1200-337-00-121-009	R&B PCT1-MONTE ALTO ISD ICA-PRKNG LOT	-
1200-337-00-121-010	R&B PCT1-DONNA/WESLACO-MIDWAY RD	-
1200-337-00-121-011	R&B PCT1-WESLACO-MILANOS RD (US83-M6N)	-
1200-337-00-121-012	R&B PCT1-ELSA ICA-MILE 17 1/2 (250 LF)	-
1200-337-00-121-013	R&B PCT1-ICA ELSA-MARIO LEAL PARKING LOT	-
1200-337-00-121-014	R&B PCT1-WSLC ICA-MILE 10N (M6W-FM1015)	-
1200-337-00-122-021	R&B PCT2-ICA SAN JUAN-SAN ANTONIO RD	-
1200-337-00-123-005	R&B PCT3-ICA PALMVIEW VETERANS BLVD	-
1200-337-00-123-010	R&B PCT3 ICA SULLIVAN CITY-EL PINTO ROAD	-
Total Intergovernmental		<hr/> 360,000.00
Charges for Services:		
1200-341-30-124-001	R&B PCT4-1/3 PAVING REVENUE	-
1200-341-50-121-000	R&B PCT1-INDIRECT COSTS	-
1200-341-50-121-001	R&B PCT1-DD#1 ICA 3/11/08 LABOR & EQUIP	-
1200-341-50-122-000	R&B PCT2-INDIRECT COSTS	-
1200-341-50-124-000	R&B PCT4-INDIRECT COSTS	-
1200-341-50-124-002	R&B PCT4-DD#1 J-09 DRAINAGE PRJ	-
1200-341-50-124-005	R&B PCT4-DD#1 CTIF INDIRECT COSTS	-
1200-341-50-124-006	R&B PCT4-DD#1 RAYMONDVILLE DRAINAGE PRJ	-
1200-341-60-122-000	R&B PCT2-ROW SERVICES	-
Total Charges for Services		<hr/> -
Fines and Forfeits:		
1200-351-10-061-000	R&B FUND-FINES PCT1-1 JP SAENZ	212,000.00
1200-351-10-062-000	R&B FUND-FINES PCT1-2 JP MORALES	95,000.00
1200-351-10-063-000	R&B FUND-FINES PCT2-1 JP CONTRERAS	400,000.00
1200-351-10-064-000	R&B FUND-FINES PCT2-2 JP MUNOZ	560,000.00
1200-351-10-065-000	R&B FUND-FINES PCT3-1 JP GARZA	558,000.00
1200-351-10-066-000	R&B FUND-FINES PCT3-2 JP OCHOA	497,000.00
1200-351-10-067-000	R&B FUND-FINES PCT4-1 JP ESPINOZA	648,000.00
1200-351-10-068-000	R&B FUND-FINES PCT4-2 JP JASSO	170,000.00
1200-351-10-069-000	R&B FUND-FINES PCT5-1 JP PENA	31,000.00
1200-351-10-090-000	R&B FUND-FINES DISTRICT CLERK	648,000.00
1200-351-10-180-000	R&B FUND-FINES COUNTY CLERK	633,000.00
1200-352-10-090-001	R&B FUND-BOND FORFEITURES DISTRICT CLERK	-
1200-352-10-180-001	R&B FUND-BOND FORFEITURES COUNTY CLERK	-
Total Fines and Forfeits		<hr/> 4,452,000.00
Other:		
1200-360-00-000-000	R&B FUND-MISCELLANEOUS REVENUE	-
1200-360-00-121-000	R&B PCT1-MISCELLANEOUS REVENUE	-
1200-360-00-122-000	R&B PCT2-MISCELLANEOUS REVENUE	-
1200-360-00-123-000	R&B PCT3-MISCELLANEOUS REVENUE	-
1200-360-00-123-001	R&B PCT3-MISC REV-ROAD DIST #5 TAX COLL	-
1200-360-00-124-000	R&B PCT4-MISCELLANEOUS REVENUE	-

2020 Department Request	2019 Original Budget	7/31/2019 Adjusted Budget	Estimated Increase (Decrease)	Estimated 2019 Final Budget	2018 Actual
\$ 6,250,000.00	\$ 5,800,000.00	\$ 5,800,000.00	\$ 600,000.00	\$ 6,400,000.00	\$ 6,123,750.00
320,000.00	310,000.00	310,000.00	5,000.00	315,000.00	318,195.04
100,000.00	90,000.00	90,000.00	16,000.00	106,000.00	102,810.00
6,670,000.00	6,200,000.00	6,200,000.00	621,000.00	6,821,000.00	6,544,755.04
-	-	-	-	-	16,861.82
-	-	-	-	-	16,861.82
-	-	-	-	-	16,861.82
-	-	-	-	-	16,861.81
360,000.00	360,000.00	360,000.00	-	360,000.00	360,000.00
-	-	-	-	-	46,531.78
-	-	-	-	-	387,646.90
-	-	-	-	-	114,251.34
-	-	-	-	-	5,553.74
-	-	-	-	-	25,096.33
-	-	685,370.76	-	685,370.76	-
-	-	-	-	-	279,852.37
-	-	-	-	-	140,075.00
-	-	-	-	-	96,196.21
360,000.00	360,000.00	1,045,370.76	-	1,045,370.76	1,522,650.94
-	-	-	24,770.43	24,770.43	30,900.00
-	-	-	56,487.43	56,487.43	184,872.25
-	-	215,172.56	-	215,172.56	180,610.71
-	-	-	12,016.63	12,016.63	-
-	-	-	235,003.86	235,003.86	-
-	-	79,929.86	-	79,929.86	40,026.72
-	-	-	37,160.72	37,160.72	-
-	-	348,421.68	-	348,421.68	-
-	-	-	-	-	28,880.00
-	-	643,524.10	365,439.07	1,008,963.17	465,289.68
190,000.00	235,000.00	235,000.00	(25,000.00)	210,000.00	229,467.04
118,800.00	105,000.00	105,000.00	(11,000.00)	94,000.00	104,106.94
-	400,000.00	400,000.00	(3,000.00)	397,000.00	455,818.54
-	460,000.00	460,000.00	94,000.00	554,000.00	518,849.10
500,000.00	800,000.00	800,000.00	(247,000.00)	553,000.00	752,170.59
-	570,000.00	570,000.00	(78,000.00)	492,000.00	567,843.47
-	520,000.00	520,000.00	122,000.00	642,000.00	611,994.49
-	220,000.00	220,000.00	(52,000.00)	168,000.00	243,494.47
18,000.00	5,000.00	5,000.00	26,000.00	31,000.00	15,522.10
868,000.00	730,000.00	730,000.00	(82,000.00)	648,000.00	752,566.63
710,000.00	600,000.00	600,000.00	33,000.00	633,000.00	630,088.28
33,300.00	-	-	29,372.50	29,372.50	34,750.00
39,000.00	-	-	19,638.75	19,638.75	47,339.13
2,477,100.00	4,645,000.00	4,645,000.00	(173,988.75)	4,471,011.25	4,964,010.78
-	-	-	1,171.45	1,171.45	2,234.08
-	-	-	10,599.29	10,599.29	20,191.54
-	-	-	8,458.71	8,458.71	11,334.15
-	-	-	10,227.73	10,227.73	16,807.80
-	-	-	317.66	317.66	655.71
-	-	-	11,000.16	11,000.16	13,277.12

Road and Bridge

		2020 Budget
1200-360-00-124-001	R&B PCT4-MISC REV-ROAD DIST #15 TAX COLL	-
1200-361-10-000-000	R&B FUND-INTEREST EARNINGS	75,000.00
1200-364-00-123-000	R&B PCT3-CONTRIBUTIONS & DONATIONS	-
1200-364-00-124-000	R&B PCT4-CONTRIBUTIONS & DONATIONS	-
	Total Other	<u>75,000.00</u>
Other Financing Sources:		
1200-391-01-000-100	TRANSFERS IN-GENERAL FUND	-
1200-392-10-121-000	R&B PCT1-SALE OF CAPITAL ASSETS	-
1200-392-10-122-000	R&B PCT2-SALE OF CAPITAL ASSETS	-
1200-392-10-123-000	R&B PCT3-SALE OF CAPITAL ASSETS	-
1200-392-10-124-000	R&B PCT4-SALE OF CAPITAL ASSETS	-
1200-393-70-000-000	OTHER FINANCING SOURCES-CAPITAL LEASES	-
1200-393-70-121-000	OTHER FINANCING SOURCES-CAPITAL LEASES	-
1200-393-70-122-000	OTHER FINANCING SOURCES-CAPITAL LEASES	-
1200-393-70-123-000	OTHER FINANCING SOURCES-CAPITAL LEASES	-
1200-393-70-124-000	R&B FUND-CAPITAL LEASES	-
	Total Other Financing Sources	<u>-</u>
Total Estimated Revenues and Other Financing Sources		<u>\$ 11,402,000.00</u>
Appropriations and Other Financing Uses:		
Executive:		
1200-413-30-125-004	CO COMM	\$ -
	Total Executive	<u>-</u>
Highways and Streets:		
1200-431-00-121-004	PCT1 ADM	-
1200-431-00-121-005	PCT1 RD MAINT	-
1200-431-00-121-220	PCT1 DELTA WEST SUBD	-
1200-431-00-121-236	PCT1 WHALEN RD(BUS83-EXPWY)	-
1200-431-00-121-239	PCT1 ICA DONNA-WESLACO (MIDWAY)	-
1200-431-00-121-249	PCT1-ICA MONTE ALTO ISD PRK LOT	-
1200-431-00-121-250	PCT1-ICA ELSA-M17 1/2 (3,000LF)	-
1200-431-00-121-254	PCT1-ICA NORTH ALAMO WTR SPLY LJ S/D	-
1200-431-00-121-255	PCT1-ICA WESLACO-M10N (M6W-FM1015)	-
1200-431-00-121-258	PCT1-ICA ELSA M17 1/2 (250 LF)	-
1200-431-00-122-004	CW MECH SHOP	-
1200-431-00-122-005	PCT2 ADM	-
1200-431-00-122-006	PCT2 RD MAINT	-
1200-431-00-122-035	PCT2 ICA HIDALGO (VAL-MEX)	-
1200-431-00-122-063	PCT2 BORDER RD(RIDGE-EL GATO)	-
1200-431-00-122-066	PCT2 RANCHO BLANCO(TOWER-BORDER)	-
1200-431-00-122-086	PCT2 RANCHO BLANCO(1/4M E ALAMO-TOWER)	-
1200-431-00-122-102	PCT2 MOONLIGHT AVE	-
1200-431-00-122-104	PCT2 ICA SJ MOORE (1260LF E I RD)	-
1200-431-00-122-105	PCT2 ICA SJ C.CHVZ (1280LF N 495)	-
1200-431-00-122-106	PCT2 ICA SJ SIOUX (7580LF E I RD)	-
1200-431-00-122-107	PCT2 ICA SJ ELDORA (7580LF E I RD)	-
1200-431-00-122-108	PCT2 ICA SJ NOLANA (R LNGRA-C CHVZ)	-
1200-431-00-122-117	PCT2 C.CHVZ (BUS83-NOLANA LOOP)	-
1200-431-00-122-122	PCT2 CW MECH SHOP FACILITY	-
1200-431-00-122-123	PCT2 ICA ELDORA(JACKSON-I RD)	-
1200-431-00-122-124	PCT2 ICA PHR RIDGE RD(STWRT-C.CHVEZ)	-
1200-431-00-122-126	PCT2 YUMA AVE RD	-
1200-431-00-122-127	PCT2 PLENA VISTA SUBDIVISION PRJ	-
1200-431-00-122-129	PCT2 ICA SJ CESAR CHAVEZ RD	-
1200-431-00-122-130	PCT2-RANCHO BLANCO RD(JCKSN)	-
1200-431-00-122-131	PCT2-ICA SJ SAM HOUSTON(STWRT-C.CHVZ)	-

2020 Department Request	2019 Original Budget	7/31/2019 Adjusted Budget	Estimated Increase (Decrease)	Estimated 2019 Final Budget	2018 Actual
-	-	-	215.86	215.86	856.53
-	100,000.00	100,000.00	56,574.53	156,574.53	225,445.51
-	-	-	-	-	-
-	-	-	-	-	-
-	100,000.00	100,000.00	98,565.39	198,565.39	290,802.44
-	8,400,000.00	8,605,074.84	-	8,605,074.84	8,614,214.75
-	-	-	-	-	66.67
-	-	-	-	-	-
-	-	-	-	-	-
-	-	-	-	-	3,937.50
-	-	-	-	-	-
-	-	-	-	-	256,559.39
-	-	-	-	-	203,069.44
-	-	-	-	-	167,538.92
-	-	-	-	-	196,179.79
-	8,400,000.00	8,605,074.84	-	8,605,074.84	9,441,566.46
\$ 9,507,100.00	\$ 19,705,000.00	\$ 21,238,969.70	\$ 911,015.71	\$ 22,149,985.41	\$ 23,229,075.34

\$ -	\$ 13,000.00	\$ 13,647.41	\$ -	\$ 13,647.41	\$ 5,896.39
-	13,000.00	13,647.41	-	13,647.41	5,896.39
-	1,000,817.00	1,047,720.64	-	1,047,720.64	1,028,027.40
-	4,297,881.00	5,479,793.66	-	5,479,793.66	4,638,457.07
-	-	1,131.84	-	1,131.84	-
-	-	-	-	-	29,590.65
-	-	354,512.59	-	354,512.59	33,134.31
-	-	5,546.47	-	5,546.47	40,591.97
-	-	-	-	-	21,014.10
-	-	2,391.68	-	2,391.68	50,248.32
-	-	685,370.76	-	685,370.76	-
-	-	-	-	-	7,211.76
-	481,116.00	490,220.63	-	490,220.63	389,080.75
-	1,024,488.00	1,045,677.60	-	1,045,677.60	1,005,203.28
-	3,455,454.00	3,227,693.28	-	3,227,693.28	2,993,186.30
-	-	5,000.00	-	5,000.00	-
-	-	8,686.50	-	8,686.50	-
-	-	7,790.25	-	7,790.25	-
-	-	6,341.50	-	6,341.50	-
-	-	3,060.15	-	3,060.15	-
-	-	5,945.25	-	5,945.25	-
-	-	5,945.25	-	5,945.25	-
-	-	27,608.00	-	27,608.00	-
-	-	12,856.25	-	12,856.25	-
-	-	47,973.00	-	47,973.00	-
-	-	928,698.80	-	928,698.80	89,475.00
-	-	18,400.00	-	18,400.00	-
-	-	394,327.18	-	394,327.18	151,586.41
-	-	14,059.07	-	14,059.07	-
-	-	-	-	-	64,088.12
-	-	4,777.00	-	4,777.00	3,206.00
-	-	-	-	-	3,282.10
-	-	4,738.74	-	4,738.74	3,219.74
-	-	10,860.60	-	10,860.60	-

Road and Bridge

		2020 Budget
1200-431-00-122-132	PCT2-SIOUX RD(C.CHVZ-ALAMO)	-
1200-431-00-122-133	PCT2-SGT TREVINO ROAD PRJECT	-
1200-431-00-122-137	PCT2 NOLANA LP (C CHVZ-ALAMO RD)	-
1200-431-00-122-138	PCT2 VALLE VISTA RD PRJ	-
1200-431-00-122-139	PCT2-WHALEN RD PRJ (JACKSON-10TH)	-
1200-431-00-122-140	PCT2 HALL ACRES RD (I RD-STEWART)	-
1200-431-00-122-142	PCT2 INDSTR L BLVD(S 15TH-MLTRY HWY)	-
1200-431-00-122-143	PCT2 VAL MEX DR(10TH-1691LF W)	-
1200-431-00-122-145	PCT2 MOORE RD(VETERANS-SAN ANTONIO)	-
1200-431-00-122-146	PCT2-ICA ALAMO RNCH BLNC RD(FM907)	-
1200-431-00-122-147	PCT2 LAS MILPAS RD(10TH-MCCOLL)	-
1200-431-00-122-149	PCT2 ELDORA HEIGHTS SUBDVSION RD PRJ	-
1200-431-00-122-152	PCT2 ICA HI LINE (VETERANS-STEWART)	-
1200-431-00-122-158	PCT2 ICA CESAR CHAVEZ(OWASSA-SIOUX)	-
1200-431-00-122-159	PCT2 MINNESOTA RD(RAUL LONG-265' W)	-
1200-431-00-122-163	PCT2 OWASSA RD(RAUL LONGORIA-ALAMO)	-
1200-431-00-123-004	PCT3 ADM	-
1200-431-00-123-005	PCT3 RD MAINT	-
1200-431-00-123-049	PCT3 DRAIN IMPRV PRJ	-
1200-431-00-123-107	PCT3 VETERANS BLVD (SH495)	-
1200-431-00-123-118	PCT3 ABRAM RD (SH495-MILE 2 RD)	-
1200-431-00-123-126	PCT3 ICA SULLIVAN CITY-EL PINTO RD	-
1200-431-00-123-247	PCT3 RD MAINT-EL PARAISO SUBD	-
1200-431-00-124-005	PCT4 ADM	-
1200-431-00-124-007	PCT4 RD MAINT	-
1200-431-00-124-036	PCT4 DRAIN IMPRV PRJ	-
1200-431-00-124-143	PCT4 ROOSEVELT (0.4M W VALVERDE)	-
1200-431-00-124-157	PCT4 WARE (MILE 5-FM1925)	-
1200-431-00-124-189	PCT4-SUNFLOWER RD(107-M17)	-
1200-431-00-124-201	PCT4 C.CHVZ REALIGNMENT SH107	-
1200-431-00-124-204	PCT4 ICA NAW(ISAACS, LJ, MUNIZ SUBDS)	-
1200-431-00-124-205	PCT4 ICA NAW(ALBERTA, TOWER RD EST.)	-
1200-431-00-124-296	PCT4 RD BCAP GREEN VALLEY SUBD	-
1200-431-00-125-028	BCAP	-
1200-431-00-125-030	CW ADM	-
1200-431-00-210-002	PLANNING & ENG	-
	Total Highways and Streets	-
Parks:		
1200-452-00-122-110	PCT2 REGIONAL PARK PRJCT	-
	Total Parks	-
Debt Service:		
1200-471-00-XXX-000	R&B FUND-OTHER DEBT PRINCIPAL	-
1200-472-00-XXX-000	R&B FUND-OTHER DEBT INTEREST	-
	Total Debt Service	-
Other Financing Uses:		
1200-491-01-000-301	TRANSFERS OUT-CAPITAL OUTLAY	-
1200-491-01-000-315	TRANSFERS OUT-TXDOT PROJECTS	-
1200-491-01-121-315	TRANSFERS OUT-TXDOT PROJECTS	-
1200-491-01-122-315	TRANSFERS OUT-TXDOT PROJECTS	-
1200-491-01-123-315	TRANSFERS OUT-TXDOT PROJECTS	-
1200-491-01-124-287	TRANSFERS OUT-GRANTS LVL 7	-
	Total Other Financing Uses	-
	Total Appropriations and Other Financing Uses	\$ -

2020 Department Request	2019 Original Budget	7/31/2019 Adjusted Budget	Estimated Increase (Decrease)	Estimated 2019 Final Budget	2018 Actual
-	-	5,546.75	-	5,546.75	-
-	-	6,566.96	-	6,566.96	-
-	-	16,767.22	-	16,767.22	-
-	-	489.46	-	489.46	-
-	-	31,507.53	-	31,507.53	23,479.58
-	-	25,266.21	-	25,266.21	-
-	-	53,509.73	-	53,509.73	110,123.70
-	-	-	-	-	344.90
-	-	84,580.00	-	84,580.00	4,050.00
-	-	6,432.04	-	6,432.04	15,713.69
-	-	109,139.37	-	109,139.37	307,386.10
-	-	45,543.41	-	45,543.41	250,729.13
-	-	4,274.51	-	4,274.51	106,750.90
-	-	216,000.00	-	216,000.00	-
-	-	100,000.00	-	100,000.00	-
-	-	19,630.52	-	19,630.52	-
-	49,370.00	49,813.92	-	49,813.92	30,717.91
-	4,752,885.00	6,425,581.79	-	6,425,581.79	5,031,808.24
-	496,443.00	496,443.00	-	496,443.00	407,582.36
-	-	-	-	-	307,923.23
-	-	-	-	-	11,705.00
-	-	-	-	-	134,310.00
-	-	-	-	-	681.87
-	74,867.00	124,502.61	-	124,502.61	55,546.86
-	4,812,140.00	4,344,593.91	-	4,344,593.91	4,552,964.14
-	-	960,702.87	-	960,702.87	1,048,096.18
-	-	-	-	-	3,275.00
-	-	228,884.33	-	228,884.33	24,261.30
-	-	-	-	-	3,599.00
-	-	47,588.45	-	47,588.45	-
-	-	-	-	-	114,078.07
-	-	-	-	-	16,743.65
-	-	7,018.65	-	7,018.65	-
-	157,560.00	157,560.00	-	157,560.00	130,497.40
-	258,780.00	258,780.00	-	258,780.00	62,037.30
-	366,245.00	366,245.00	-	366,245.00	265,881.47
-	21,228,046.00	28,040,094.93	-	28,040,094.93	23,570,890.26
-	-	234,275.03	-	234,275.03	24,207.50
-	-	234,275.03	-	234,275.03	24,207.50
-	-	-	-	-	89,626.35
-	-	-	-	-	36,801.00
-	-	-	-	-	126,427.35
-	-	-	-	-	-
-	-	599,468.53	-	599,468.53	202,723.83
-	-	10,000.00	-	10,000.00	14,578.29
-	-	84,799.35	-	84,799.35	-
-	-	842.40	-	842.40	-
-	-	42,669.81	-	42,669.81	-
-	-	737,780.09	-	737,780.09	217,302.12
\$	\$	\$	\$	\$	\$
-	21,241,046.00	29,025,797.46	-	29,025,797.46	23,944,723.62

LEOSE

		2020 Budget
		<hr/>
Estimated Revenues and Other Financing Sources:		
Intergovernmental:		
1220-335-00-080-000	LEOSE FUND-DA REVENUE	\$ -
1220-335-00-280-000	LEOSE FUND-SHERIFF REVENUE	-
1220-335-00-291-000	LEOSE FUND-CONST PCT1 REVENUE	-
1220-335-00-292-000	LEOSE FUND-CONST PCT2 REVENUE	-
1220-335-00-293-000	LEOSE FUND-CONST PCT3 REVENUE	-
1220-335-00-294-000	LEOSE FUND-CONST PCT4 REVENUE	-
	Total Intergovernmental	<hr/> -
Other:		
1220-360-00-000-000	LEOSE FUND-MISCELLANEOUS REVENUE	-
1220-361-10-000-000	LEOSE FUND-INTEREST EARNINGS	-
	Total Other	<hr/> -
	Total Estimated Revenues and Other Financing Sources	<hr/> <hr/> \$ -
Appropriations and Other Financing Uses:		
Judicial:		
1220-412-00-080-004	DA LEOSE	\$ -
	Total Judicial	<hr/> -
Police:		
1220-421-00-280-004	SHERIFF LEOSE	-
1220-421-00-291-002	CONST PCT1 LEOSE	-
1220-421-00-292-002	CONST PCT2 LEOSE	-
1220-421-00-293-002	CONST PCT3 LEOSE	-
1220-421-00-294-002	CONST PCT4 LEOSE	-
	Total Police	<hr/> -
	Total Appropriations and Other Financing Uses	<hr/> <hr/> \$ -

2020 Department Request	2019 Original Budget	7/31/2019 Adjusted Budget	Estimated Increase (Decrease)	Estimated 2019 Final Budget	2018 Actual
\$ -	\$ -	\$ 1,253.26	\$ -	\$ 1,253.26	\$ 1,202.58
-	-	39,082.92	-	39,082.92	39,640.99
-	-	-	1,423.72	1,423.72	1,610.21
-	-	-	-	-	-
-	-	1,595.76	-	1,595.76	1,610.04
-	-	1,767.52	-	1,767.52	1,726.68
-	-	43,699.46	1,423.72	45,123.18	45,790.50
-	-	-	-	-	-
-	-	-	331.36	331.36	358.56
-	-	-	331.36	331.36	358.56
\$ -	\$ -	\$ 43,699.46	\$ 1,755.08	\$ 45,454.54	\$ 46,149.06
\$ -	\$ -	\$ 2,455.84	\$ -	\$ 2,455.84	\$ 1,202.58
-	-	2,455.84	-	2,455.84	1,202.58
-	-	43,889.62	-	43,889.62	40,068.56
-	-	27.44	-	27.44	65.00
-	-	1,278.79	-	1,278.79	200.00
-	-	1,737.38	-	1,737.38	1,740.00
-	-	2,237.68	-	2,237.68	1,600.19
-	-	49,170.91	-	49,170.91	43,673.75
\$ -	\$ -	\$ 51,626.75	\$ -	\$ 51,626.75	\$ 44,876.33

Drug Abuse Prevention and Rehabilitation

		2020 Budget
		<hr/>
Estimated Revenues and Other Financing Sources:		
Forfeits:		
1224-352-30-080-000	DRUG ABUSE PREV/REHAB-10% CRT ORD CONF	\$ -
	Total Forfeits	<hr/> -
Other:		
1224-361-10-080-000	DRUG ABUSE PREV/REHAB-INTEREST EARNINGS	-
	Total Other	<hr/> -
Other Financing Sources:		
1224-392-10-080-000	DRUG ABUSE PREV/REHAB-SALE OF CAPITAL AS	-
	Total Other Financing Sources	<hr/> -
	Total Estimated Revenues and Other Financing Sources	<hr/> <hr/> \$ -
Appropriations and Other Financing Uses:		
Health:		
1224-441-00-115-055	PALMER REHAB	\$ -
	Total Health	<hr/> -
	Total Appropriations and Other Financing Uses	<hr/> <hr/> \$ -

2020 Department Request	2019 Original Budget	7/31/2019 Adjusted Budget	Estimated Increase (Decrease)	Estimated 2019 Final Budget	2018 Actual
\$ -	\$ -	\$ -	\$ 1,290.21	\$ 1,290.21	\$ 19,356.43
-	-	-	1,290.21	1,290.21	19,356.43
-	-	-	2,498.39	2,498.39	3,575.63
-	-	-	2,498.39	2,498.39	3,575.63
-	-	-	-	-	-
-	-	-	-	-	-
\$ -	\$ -	\$ -	\$ 3,788.60	\$ 3,788.60	\$ 22,932.06
\$ -	\$ -	\$ -	-	-	-
-	-	-	-	-	-
\$ -	\$ -	\$ -	-	-	-

Pretrial Intervention Program

		2020 Budget
		<u> </u>
Estimated Revenues and Other Financing Sources:		
Charges for Services:		
1225-341-10-080-000	PRETRIAL INTRVNTN PRG-DA FEE	\$ 400,000.00
	Total Charges for Services	<u>400,000.00</u>
Other:		
1225-360-00-080-000	PRETRIAL INTRVNTN PRG-MISCELLANEOUS REV	-
1225-361-10-080-000	PRETRIAL INTRVNTN PRG-INTEREST EARNINGS	-
	Total Other	<u>-</u>
	Total Estimated Revenues and Other Financing Sources	<u>\$ 400,000.00</u>
Appropriations and Other Financing Uses:		
Judicial:		
1225-412-00-080-015	PRETRIAL INTRVNTN PRG	\$ -
	Total Judicial	<u>-</u>
	Total Appropriations and Other Financing Uses	<u>\$ -</u>

2020 Department Request	2019 Original Budget	7/31/2019 Adjusted Budget	Estimated Increase (Decrease)	Estimated 2019 Final Budget	2018 Actual
\$ -	\$ 300,000.00	\$ 300,000.00	\$ 200,000.00	\$ 500,000.00	\$ 392,810.00
-	300,000.00	300,000.00	200,000.00	500,000.00	392,810.00
-	-	-	1,092.67	1,092.67	1,328.27
-	-	-	507.02	507.02	431.66
-	-	-	1,599.69	1,599.69	1,759.93
\$ -	\$ 300,000.00	\$ 300,000.00	\$ 201,599.69	\$ 501,599.69	\$ 394,569.93
\$ -	\$ 430,983.00	\$ 430,983.00	\$ -	\$ 430,983.00	\$ 407,505.20
-	430,983.00	430,983.00	-	430,983.00	407,505.20
\$ -	\$ 430,983.00	\$ 430,983.00	\$ -	\$ 430,983.00	\$ 407,505.20

County Child Abuse Prevention

		<u>2020 Budget</u>
Estimated Revenues and Other Financing Sources:		
Charges for Services:		
1234-341-10-090-000	CHILD ABUSE PREV-DISTRICT CLERK FEE	<u>\$ 3,000.00</u>
	Total Charges for Services	<u>3,000.00</u>
Other:		
1234-361-10-000-000	CHILD ABUSE PREV-INTEREST EARNINGS	<u>-</u>
	Total Other	<u>-</u>
	Total Estimated Revenues and Other Financing Sources	<u><u>\$ 3,000.00</u></u>

2020 Department Request	2019 Original Budget	7/31/2019 Adjusted Budget	Estimated Increase (Decrease)	Estimated 2019 Final Budget	2018 Actual
\$ 5,550.00	\$ 5,500.00	\$ 5,500.00	\$ (2,500.00)	\$ 3,000.00	\$ 6,023.05
5,550.00	5,500.00	5,500.00	(2,500.00)	3,000.00	6,023.05
-	-	-	303.46	303.46	412.40
-	-	-	303.46	303.46	412.40
\$ 5,550.00	\$ 5,500.00	\$ 5,500.00	\$ (2,196.54)	\$ 3,303.46	\$ 6,435.45

District Clerk Records Management and Preservation

		2020 Budget
		<u> </u>
Estimated Revenues and Other Financing Sources:		
Charges for Services:		
1235-341-10-090-000	DC REC MGMT/PRESRV-FEES	\$ 54,000.00
	Total Charges for Services	<u>54,000.00</u>
Other:		
1235-361-10-000-000	DC REC MGMT/PRESRV-INTEREST EARNINGS	-
	Total Other	<u>-</u>
	Total Estimated Revenues and Other Financing Sources	<u>\$ 54,000.00</u>
Appropriations and Other Financing Uses:		
Judicial:		
1235-412-00-090-008	DC REC MGMT/PRESRV	\$ -
	Total Judicial	<u>-</u>
	Total Appropriations and Other Financing Uses	<u>\$ -</u>

2020 Department Request	2019 Original Budget	7/31/2019 Adjusted Budget	Estimated Increase (Decrease)	Estimated 2019 Final Budget	2018 Actual
\$ 57,000.00	\$ 50,000.00	\$ 50,000.00	\$ 4,000.00	\$ 54,000.00	\$ 54,360.78
57,000.00	50,000.00	50,000.00	4,000.00	54,000.00	54,360.78
-	-	-	2,650.42	2,650.42	3,549.56
-	-	-	2,650.42	2,650.42	3,549.56
\$ 57,000.00	\$ 50,000.00	\$ 50,000.00	\$ 6,650.42	\$ 56,650.42	\$ 57,910.34
\$ -	\$ -	\$ -	\$ -	\$ -	\$ -
-	-	-	-	-	-
\$ -	\$ -	\$ -	\$ -	\$ -	\$ -

District Clerk Title IV-D

		2020 Budget
		<hr/>
Estimated Revenues and Other Financing Sources:		
Charges for Services:		
1236-331-00-090-001	DC TITLE IV-D-CASES REDIRECTED & REG SRV	\$ -
	Total Charges for Services	<hr/> -
Other:		
1236-361-10-000-000	DC TITLE IV-D-INTEREST EARNINGS	-
	Total Other	<hr/> -
	Total Estimated Revenues and Other Financing Sources	<hr/> <hr/> \$ -
Appropriations and Other Financing Uses:		
Judicial:		
1236-412-00-090-002	DC TITLE IV	\$ -
	Total Judicial	<hr/> -
Other Financing Uses:		
1236-491-01-000-100	TRANSFERS OUT-GENERAL FUND	-
	Total Other Financing Uses	<hr/> -
	Total Appropriations and Other Financing Uses	<hr/> <hr/> \$ -

2020 Department Request	2019 Original Budget	7/31/2019 Adjusted Budget	Estimated Increase (Decrease)	Estimated 2019 Final Budget	2018 Actual
\$ -	\$ -	\$ -	\$ -	\$ -	\$ -
-	-	-	-	-	98.30
-	-	-	-	-	98.30
\$ -	\$ -	\$ -	\$ -	\$ -	\$ 98.30
\$ -	\$ -	\$ -	\$ -	\$ -	\$ -
-	-	-	-	-	28,932.38
-	-	-	-	-	28,932.38
\$ -	\$ -	\$ -	\$ -	\$ -	\$ 28,932.38

County Clerk Records Management and Preservation

		2020 Budget
		<hr/>
Estimated Revenues and Other Financing Sources:		
Charges for Services:		
1237-341-10-180-000	CC REC MGMT/PRESRV-FEES	\$ 1,015,000.00
	Total Charges for Services	<hr/> 1,015,000.00
Other:		
1237-360-00-000-000	CC REC MGMT/PRESRV-MISCELLANEOUS REV	-
1237-361-10-000-000	CC REC MGMT/PRESRV-INTEREST EARNINGS	-
	Total Other	<hr/> -
Other Financing Sources:		
1237-392-10-000-000	CC REC MGMT/PRESRV-SALE OF CAPITAL ASSET	-
1237-393-70-000-000	CC REC MGMT/PRESRV-CAPITAL LEASES	-
	Total Other Financing Sources	<hr/> -
	Total Estimated Revenues and Other Financing Sources	<hr/> <hr/> \$ 1,015,000.00
Appropriations and Other Financing Uses:		
Financial Administration:		
1237-415-40-180-003	CC REC MGMT/PRESRV	\$ -
	Total Financial Administration	<hr/> -
Debt Service:		
1237-471-00-000-000	CAPITAL LEASES-PRINCIPAL	-
1237-472-00-000-000	CAPITAL LEASES-INTEREST	-
	Total Debt Service	<hr/> -
	Total Appropriations and Other Financing Uses	<hr/> <hr/> \$ -

2020 Department Request	2019 Original Budget	7/31/2019 Adjusted Budget	Estimated Increase (Decrease)	Estimated 2019 Final Budget	2018 Actual
\$ 1,000,000.00	\$ 865,000.00	\$ 865,000.00	\$ 150,000.00	\$ 1,015,000.00	\$ 1,033,815.43
1,000,000.00	865,000.00	865,000.00	150,000.00	1,015,000.00	1,033,815.43
-	-	-	218.23	218.23	249.24
-	-	-	46,159.59	46,159.59	75,385.46
-	-	-	46,377.82	46,377.82	75,634.70
-	-	-	-	-	-
-	-	-	-	-	-
-	-	-	-	-	-
\$ 1,000,000.00	\$ 865,000.00	\$ 865,000.00	\$ 196,377.82	\$ 1,061,377.82	\$ 1,109,450.13
\$ -	\$ 585,181.00	\$ 1,789,416.96	\$ -	\$ 1,789,416.96	\$ 955,024.04
-	585,181.00	1,789,416.96	-	1,789,416.96	955,024.04
-	-	-	-	-	-
-	-	-	-	-	-
-	-	-	-	-	-
\$ -	\$ 585,181.00	\$ 1,789,416.96	\$ -	\$ 1,789,416.96	\$ 955,024.04

County Records Management and Preservation

		2020 Budget
		<hr/>
Estimated Revenues and Other Financing Sources:		
Charges for Services:		
1238-341-10-090-001	CO REC MGMT/PRESRV-DC DIGITIZE FEE	\$ 80,000.00
1238-341-10-180-001	CO REC MGMT/PRESRV-CC DIGITIZE FEE	77,000.00
1238-341-20-090-001	CO REC MGMT/PRESRV-DC FEE	89,000.00
1238-341-20-180-001	CO REC MGMT/PRESRV-CC FEE	108,000.00
	Total Charges for Services	<hr/> 354,000.00
Other:		
1238-360-00-000-000	CO REC MGMT/PRESRV-MISCELLANEOUS REV	-
1238-361-10-000-000	CO REC MGMT/PRESRV-INTEREST EARNINGS	-
	Total Other	<hr/> -
Other Financing Sources:		
1238-391-01-000-100	TRANSFERS IN-GENERAL FUND	-
	Total Other Financing Sources	<hr/> -
	Total Estimated Revenues and Other Financing Sources	<hr/> \$ 354,000.00 <hr/>
Appropriations and Other Financing Uses:		
Judicial:		
1238-412-00-090-003	CO REC MGMT/PRESRV-DC	\$ -
	Total Judicial	<hr/> -
Financial Administration:		
1238-415-40-180-004	CO REC MGMT/PRESRV-CC	-
	Total Financial Administration	<hr/> -
	Total Appropriations and Other Financing Uses	<hr/> \$ - <hr/>

2020 Department Request	2019 Original Budget	7/31/2019 Adjusted Budget	Estimated Increase (Decrease)	Estimated 2019 Final Budget	2018 Actual
\$ 85,000.00	\$ 73,000.00	\$ 73,000.00	\$ 7,000.00	\$ 80,000.00	\$ 78,234.91
62,000.00	57,000.00	57,000.00	20,000.00	77,000.00	78,270.00
103,000.00	85,000.00	85,000.00	4,000.00	89,000.00	90,718.20
103,000.00	87,000.00	87,000.00	21,000.00	108,000.00	106,472.49
<u>353,000.00</u>	<u>302,000.00</u>	<u>302,000.00</u>	<u>52,000.00</u>	<u>354,000.00</u>	<u>353,695.60</u>
-	-	-	177.81	177.81	211.44
-	-	-	61.25	61.25	249.82
-	-	-	239.06	239.06	461.26
-	-	-	-	-	-
-	-	-	-	-	-
<u>\$ 353,000.00</u>	<u>\$ 302,000.00</u>	<u>\$ 302,000.00</u>	<u>\$ 52,239.06</u>	<u>\$ 354,239.06</u>	<u>\$ 354,156.86</u>
\$ -	\$ 212,170.00	\$ 212,170.00	\$ -	\$ 212,170.00	\$ 344,400.00
-	212,170.00	212,170.00	-	212,170.00	344,400.00
-	100,000.00	100,000.00	-	100,000.00	58,779.48
-	100,000.00	100,000.00	-	100,000.00	58,779.48
<u>\$ -</u>	<u>\$ 312,170.00</u>	<u>\$ 312,170.00</u>	<u>\$ -</u>	<u>\$ 312,170.00</u>	<u>\$ 403,179.48</u>

Court Reporter Service

		2020 Budget
		<hr/>
Estimated Revenues and Other Financing Sources:		
Charges for Services:		
1239-341-10-090-001	CRT REPORTER SRV-DISTRICT CLERK FEES	\$ 195,000.00
1239-341-10-180-001	CRT REPORTER SRV-COUNTY CLERK FEES	210,000.00
	Total Charges for Services	<hr/> 405,000.00
Other:		
1239-360-00-000-000	CRT REPORTER SRV-MISCELLANEOUS REV	-
1239-361-10-000-000	CRT REPORTER SRV-INTEREST EARNINGS	-
	Total other	<hr/> -
Other Financing Sources:		
1239-391-01-000-100	TRANSFERS IN-GENERAL FUND	-
	Total Other Financing Sources	<hr/> -
	Total Estimated Revenues and Other Financing Sources	<hr/> <hr/> \$ 405,000.00
Appropriations and Other Financing Uses:		
Judicial:		
1239-412-00-115-043	CRT REPORTER SRV	\$ -
	Total Judicial	<hr/> -
	Total Appropriations and Other Financing Uses	<hr/> <hr/> \$ -

2020 Department Request	2019 Original Budget	7/31/2019 Adjusted Budget	Estimated Increase (Decrease)	Estimated 2019 Final Budget	2018 Actual
\$ 108,000.00	\$ 87,000.00	\$ 87,000.00	\$ 11,000.00	\$ 98,000.00	\$ 95,424.30
82,000.00	75,000.00	75,000.00	32,000.00	107,000.00	106,725.00
<u>190,000.00</u>	<u>162,000.00</u>	<u>162,000.00</u>	<u>43,000.00</u>	<u>205,000.00</u>	<u>202,149.30</u>
-	-	-	-	-	-
-	-	-	12.29	12.29	14.21
-	-	-	12.29	12.29	14.21
-	-	140,000.00	-	140,000.00	45,351.08
-	-	140,000.00	-	140,000.00	45,351.08
<u>\$ 190,000.00</u>	<u>\$ 162,000.00</u>	<u>\$ 302,000.00</u>	<u>\$ 43,012.29</u>	<u>\$ 345,012.29</u>	<u>\$ 247,514.59</u>
\$ -	\$ -	\$ 302,000.00	\$ -	\$ 302,000.00	\$ 292,114.74
-	-	302,000.00	-	302,000.00	292,114.74
<u>\$ -</u>	<u>\$ -</u>	<u>\$ 302,000.00</u>	<u>\$ -</u>	<u>\$ 302,000.00</u>	<u>\$ 292,114.74</u>

Juvenile Delinquency Prevention

		2020 Budget
Estimated Revenues and Other Financing Sources:		
Charges for Services:		
1240-341-10-090-001	JUV DELQ PREV-DISTRICT CLERK FEES	\$ -
1240-341-10-180-001	JUV DELQ PREV-COUNTY CLERK FEES	-
	Total Charges for Services	<hr/> -
Other:		
1240-361-10-000-000	JUV DELQ PREV-INTEREST EARNINGS	-
	Total Other	<hr/> -
	Total Estimated Revenues and Other Financing Sources	<hr/> <hr/> \$ -

2020 Department Request	2019 Original Budget	7/31/2019 Adjusted Budget	Estimated Increase (Decrease)	Estimated 2019 Final Budget	2018 Actual
\$ -	\$ -	\$ -	\$ -	\$ -	\$ -
-	-	-	-	-	-
-	-	-	28.43	28.43	41.45
-	-	-	28.43	28.43	41.45
\$ -	\$ -	\$ -	\$ 28.43	\$ 28.43	\$ 41.45

Courthouse Security

		2020 Budget
		<hr/>
Estimated Revenues and Other Financing Sources:		
Charges for Services:		
1241-341-10-060-001	CRTHSE SECURITY-JP FEES	\$ 153,000.00
1241-341-10-090-001	CRTHSE SECURITY-DISTRICT CLERK FEES	48,000.00
1241-341-10-180-001	CRTHSE SECURITY-COUNTY CLERK FEES	160,000.00
	Total Charges for Services	<hr/> 361,000.00
Other:		
1241-360-00-000-000	CRTHSE SECURITY-MISCELLANEOUS REV	-
1241-361-10-000-000	CRTHSE SECURITY-INTEREST EARNINGS	-
	Total Other	<hr/> -
Other Financing Sources:		
1241-391-01-000-100	TRANSFERS IN-GENERAL FUND	-
	Total Other Financing Sources	<hr/> -
	Total Estimated Revenues and Other Financing Sources	<hr/> \$ 361,000.00 <hr/>
Appropriations and Other Financing Uses:		
Police:		
1241-421-23-125-032	CRTHSE SECURITY	\$ -
	Total Police	<hr/> -
	Total Appropriations and Other Financing Uses	<hr/> \$ - <hr/>

2020 Department Request	2019 Original Budget	7/31/2019 Adjusted Budget	Estimated Increase (Decrease)	Estimated 2019 Final Budget	2018 Actual
\$ -	\$ 155,000.00	\$ 155,000.00	\$ (4,000.00)	\$ 151,000.00	\$ 161,576.20
55,600.00	45,000.00	45,000.00	3,000.00	48,000.00	48,272.76
150,000.00	145,000.00	145,000.00	13,000.00	158,000.00	158,699.85
<u>205,600.00</u>	<u>345,000.00</u>	<u>345,000.00</u>	<u>12,000.00</u>	<u>357,000.00</u>	<u>368,548.81</u>
-	-	-	2,541.73	2,541.73	2,981.94
-	-	-	2.47	2.47	1,749.18
-	-	-	2,544.20	2,544.20	4,731.12
-	607,679.00	663,729.00	-	663,729.00	659,009.00
-	607,679.00	663,729.00	-	663,729.00	659,009.00
<u>\$ 205,600.00</u>	<u>\$ 952,679.00</u>	<u>\$ 1,008,729.00</u>	<u>\$ 14,544.20</u>	<u>\$ 1,023,273.20</u>	<u>\$ 1,032,288.93</u>
\$ -	\$ 1,031,694.00	\$ 1,089,551.25	\$ -	\$ 1,089,551.25	\$ 1,010,304.97
-	1,031,694.00	1,089,551.25	-	1,089,551.25	1,010,304.97
<u>\$ -</u>	<u>\$ 1,031,694.00</u>	<u>\$ 1,089,551.25</u>	<u>\$ -</u>	<u>\$ 1,089,551.25</u>	<u>\$ 1,010,304.97</u>

Justice Court Technology

		2020 Budget
		<hr/>
Estimated Revenues and Other Financing Sources:		
Charges for Services:		
1242-341-10-060-000	JUST CRT TECH-FEES (HB 177)	\$ 203,000.00
	Total Charges for Services	<hr/> 203,000.00
Other:		
1242-360-00-000-000	JUST CRT TECH-MISCELLANEOUS REVENUE	-
1242-361-10-000-000	JUST CRT TECH-INTEREST EARNINGS	-
	Total Other	<hr/> -
Other Financing Sources:		
1242-392-10-000-000	JUST CRT TECH-SALE OF CAPITAL ASSETS	-
1242-393-70-000-000	OTHER FINANCING SOURCES-CAPITAL LEASES	-
	Total Other Financing Sources	<hr/> -
	Total Estimated Revenues and Other Financing Sources	<hr/> <hr/> \$ 203,000.00
Appropriations and Other Financing Uses:		
Judicial:		
1242-412-00-060-001	JUSTICE CRT TECH	\$ -
	Total Judicial	<hr/> -
Debt Service:		
1242-471-00-000-000	JUST CRT TECH-OTHER DEBT PRINCIPAL	-
1242-472-00-000-000	JUST CRT TECH-OTHER DEBT INTEREST	-
	Total Debt Service	<hr/> -
	Total Appropriations and Other Financing Uses	<hr/> <hr/> \$ -

2020 Department Request	2019 Original Budget	7/31/2019 Adjusted Budget	Estimated Increase (Decrease)	Estimated 2019 Final Budget	2018 Actual
\$ -	\$ 205,000.00	\$ 205,000.00	\$ (4,000.00)	\$ 201,000.00	\$ 214,931.66
-	205,000.00	205,000.00	(4,000.00)	201,000.00	214,931.66
-	-	-	-	-	-
-	-	-	2,408.53	2,408.53	3,025.87
-	-	-	2,408.53	2,408.53	3,025.87
-	-	-	-	-	100.19
-	-	-	-	-	5,757.00
-	-	-	-	-	5,857.19
\$ -	\$ 205,000.00	\$ 205,000.00	\$ (1,591.47)	\$ 203,408.53	\$ 223,814.72
\$ -	\$ 52,522.00	\$ 208,630.61	\$ -	\$ 208,630.61	\$ 106,823.91
-	52,522.00	208,630.61	-	208,630.61	106,823.91
-	-	-	-	-	13,268.01
-	-	-	-	-	2,250.84
-	-	-	-	-	15,518.85
\$ -	\$ 52,522.00	\$ 208,630.61	\$ -	\$ 208,630.61	\$ 122,342.76

Probate Court Contributions

		2020 Budget
		<u> </u>
Estimated Revenues and Other Financing Sources:		
Intergovernmental:		
1243-335-00-023-000	CONTRIBUTIONS FUND-STAT PROB CRT SAL SUP	\$ 40,000.00
	Total Intergovernmental	<u>40,000.00</u>
Other:		
1243-361-10-000-000	CONTRIBUTIONS FUND-INTEREST EARNINGS	-
	Total Other	<u>-</u>
Total Estimated Revenues and Other Financing Sources		<u>\$ 40,000.00</u>
Appropriations and Other Financing Uses:		
Judicial:		
1243-412-00-023-002	CONTRIBUTIONS FUND	\$ -
	Total Judicial	<u>-</u>
Total Appropriations and Other Financing Uses		<u>\$ -</u>

2020 Department Request	2019 Original Budget	7/31/2019 Adjusted Budget	Estimated Increase (Decrease)	Estimated 2019 Final Budget	2018 Actual
\$ -	\$ 40,000.00	\$ 40,000.00	\$ -	\$ 40,000.00	\$ 42,595.70
-	40,000.00	40,000.00	-	40,000.00	42,595.70
-	-	-	2,195.34	2,195.34	3,036.08
-	-	-	2,195.34	2,195.34	3,036.08
\$ -	\$ 40,000.00	\$ 40,000.00	\$ 2,195.34	\$ 42,195.34	\$ 45,631.78
\$ -	\$ 45,000.00	\$ 45,108.03	\$ -	\$ 45,108.03	\$ 29,205.04
-	45,000.00	45,108.03	-	45,108.03	29,205.04
\$ -	\$ 45,000.00	\$ 45,108.03	\$ -	\$ 45,108.03	\$ 29,205.04

Justice Court Building Security

		2020 Budget
		<hr/>
Estimated Revenues and Other Financing Sources:		
Charges for Services:		
1245-341-10-061-000	JUST CRT BLDG SEC-JP 1-1 FEE	\$ 4,000.00
1245-341-10-062-000	JUST CRT BLDG SEC-JP 1-2 FEE	3,000.00
1245-341-10-063-000	JUST CRT BLDG SEC-JP 2-1 FEE	5,000.00
1245-341-10-064-000	JUST CRT BLDG SEC-JP 2-2 FEE	7,000.00
1245-341-10-065-000	JUST CRT BLDG SEC-JP 3-1 FEE	8,000.00
1245-341-10-066-000	JUST CRT BLDG SEC-JP 3-2 FEE	7,000.00
1245-341-10-067-000	JUST CRT BLDG SEC-JP 4-1 FEE	10,000.00
1245-341-10-068-000	JUST CRT BLDG SEC-JP 4-2 FEE	3,000.00
1245-341-10-069-000	JUST CRT BLDG SEC-JP 5-1 FEE	-
	Total Charges for Services	<hr/> 47,000.00
Other:		
1245-361-10-000-000	JUST CRT BLDG SEC-INTEREST EARNINGS	-
	Total Other	<hr/> -
	Total Estimated Revenues and Other Financing Sources	<hr/> \$ 47,000.00 <hr/>
Appropriations and Other Financing Uses:		
Judicial:		
1245-412-00-060-002	JUSTICE CRT BLDG SEC	\$ -
	Total Judicial	<hr/> -
	Total Appropriations and Other Financing Uses	<hr/> \$ - <hr/>

2020 Department Request	2019 Original Budget	7/31/2019 Adjusted Budget	Estimated Increase (Decrease)	Estimated 2019 Final Budget	2018 Actual
\$ 2,000.00	\$ 4,000.00	\$ 4,000.00	\$ -	\$ 4,000.00	\$ 3,972.87
3,300.00	3,000.00	3,000.00	-	3,000.00	2,803.08
-	4,000.00	4,000.00	1,000.00	5,000.00	5,679.68
-	4,500.00	4,500.00	2,500.00	7,000.00	6,317.68
10,000.00	13,000.00	13,000.00	(5,000.00)	8,000.00	11,276.46
-	8,000.00	8,000.00	(1,000.00)	7,000.00	8,576.34
-	7,000.00	7,000.00	3,000.00	10,000.00	10,338.91
-	3,500.00	3,500.00	(500.00)	3,000.00	4,029.62
400.00	-	-	-	-	314.40
<u>15,700.00</u>	<u>47,000.00</u>	<u>47,000.00</u>	<u>-</u>	<u>47,000.00</u>	<u>53,309.04</u>
-	-	-	814.99	814.99	1,188.66
-	-	-	814.99	814.99	1,188.66
<u>\$ 15,700.00</u>	<u>\$ 47,000.00</u>	<u>\$ 47,000.00</u>	<u>\$ 814.99</u>	<u>\$ 47,814.99</u>	<u>\$ 54,497.70</u>
\$ -	\$ -	\$ 46,691.00	\$ -	\$ 46,691.00	\$ 61,816.29
-	-	46,691.00	-	46,691.00	61,816.29
<u>\$ -</u>	<u>\$ -</u>	<u>\$ 46,691.00</u>	<u>\$ -</u>	<u>\$ 46,691.00</u>	<u>\$ 61,816.29</u>

Law Library

		2020 Budget
		<hr/>
Estimated Revenues and Other Financing Sources:		
Charges for services:		
1247-341-10-090-001	LAW LIBRARY-DISTRICT CLERK FEES	\$ 228,000.00
1247-341-10-180-001	LAW LIBRARY-COUNTY CLERK FEES	250,000.00
1247-341-40-100-000	LAW LIBRARY-COPY MACHINE REVENUE	10,000.00
	Total Charges for Services	<hr/> 488,000.00
Other:		
1247-360-00-000-000	LAW LIBRARY-MISCELLANEOUS REVENUE	-
1247-361-10-000-000	LAW LIBRARY-INTEREST EARNINGS	-
	Total Other	<hr/> -
Other Financing Sources:		
1247-393-70-000-000	LAW LIBRARY-CAPITAL LEASES	-
	Total Other Financing Sources	<hr/> -
	Total Estimated Revenues and Other Financing Sources	<hr/> \$ 488,000.00 <hr/>
Appropriations and Other Financing Uses:		
Judicial:		
1247-412-50-100-001	LAW LIBRARY	\$ -
	Total Judicial	<hr/> -
Debt Service:		
1247-471-00-000-000	CAPITAL LEASES-PRINCIPAL	-
1247-472-00-000-000	CAPITAL LEASES-INTEREST	-
	Total Debt Service	<hr/> -
	Total Appropriations and Other Financing Uses	<hr/> \$ - <hr/>

2020 Department Request	2019 Original Budget	7/31/2019 Adjusted Budget	Estimated Increase (Decrease)	Estimated 2019 Final Budget	2018 Actual
\$ 237,000.00	\$ 205,000.00	\$ 205,000.00	\$ 23,000.00	\$ 228,000.00	\$ 221,314.86
192,000.00	175,000.00	175,000.00	75,000.00	250,000.00	249,025.00
13,000.00	14,000.00	14,000.00	(4,000.00)	10,000.00	13,828.50
<u>442,000.00</u>	<u>394,000.00</u>	<u>394,000.00</u>	<u>94,000.00</u>	<u>488,000.00</u>	<u>484,168.36</u>
-	-	-	377.89	377.89	667.25
-	-	-	16,422.14	16,422.14	23,143.02
-	-	-	16,800.03	16,800.03	23,810.27
-	-	-	-	-	-
-	-	-	-	-	-
<u>\$ 442,000.00</u>	<u>\$ 394,000.00</u>	<u>\$ 394,000.00</u>	<u>\$ 110,800.03</u>	<u>\$ 504,800.03</u>	<u>\$ 507,978.63</u>
\$ -	\$ 490,886.00	\$ 497,395.48	\$ -	\$ 497,395.48	\$ 413,941.86
-	490,886.00	497,395.48	-	497,395.48	413,941.86
-	-	-	-	-	-
-	-	-	-	-	-
-	-	-	-	-	-
<u>\$ -</u>	<u>\$ 490,886.00</u>	<u>\$ 497,395.48</u>	<u>\$ -</u>	<u>\$ 497,395.48</u>	<u>\$ 413,941.86</u>

Supplemental Court Guardianship Fund

		2020 Budget
		<hr/>
Estimated Revenues and Other Financing Sources:		
Charges for Services:		
1250-341-10-180-001	SUPPL CRT GRDNSHP-COUNTY CLERK FEE	\$ 12,000.00
	Total Charges for Services	<hr/> 12,000.00
Other:		
1250-361-10-000-000	SUPPL CRT GRDNSHP-INTEREST EARNINGS	-
	Total Other	<hr/> -
	Total Estimated Revenues and Other Financing Sources	<hr/> <hr/> \$ 12,000.00
Appropriations and Other Financing Uses:		
Judicial:		
1250-412-00-023-003	SUPPL CRT GRDNSHP	\$ -
	Total Judicial	<hr/> -
	Total Appropriations and Other Financing Uses	<hr/> <hr/> \$ -

2020 Department Request	2019 Original Budget	7/31/2019 Adjusted Budget	Estimated Increase (Decrease)	Estimated 2019 Final Budget	2018 Actual
\$ 13,000.00	\$ 13,000.00	\$ 13,000.00	\$ (1,000.00)	\$ 12,000.00	\$ 14,240.00
13,000.00	13,000.00	13,000.00	(1,000.00)	12,000.00	14,240.00
-	-	-	592.65	592.65	783.67
-	-	-	592.65	592.65	783.67
\$ 13,000.00	\$ 13,000.00	\$ 13,000.00	\$ (407.35)	\$ 12,592.65	\$ 15,023.67
\$ -	\$ 30,000.00	\$ 30,000.00	\$ -	\$ 30,000.00	\$ -
-	30,000.00	30,000.00	-	30,000.00	-
\$ -	\$ 30,000.00	\$ 30,000.00	\$ -	\$ 30,000.00	\$ -

County & District Court Technology

		2020 Budget
		<hr/>
Estimated Revenues and Other Financing Sources:		
Charges for Services:		
1255-341-10-090-000	CO&DIST CRT TECH-DIST CLERK FEE HB3637	\$ 6,000.00
1255-341-10-180-000	CO&DIST CRT TECH-COUNTY CLERK FEE HB3637	12,000.00
	Total Charges for Services	<hr/> 18,000.00
Other:		
1255-361-10-000-000	CO&DIST CRT TECH-INTEREST EARNINGS	-
	Total Other	<hr/> -
	Total Estimated Revenues and Other Financing Sources	<hr/> <hr/> \$ 18,000.00
Appropriations and Other Financing Uses:		
Judicial:		
1255-412-00-200-010	CO&DIST CRT TECH	\$ -
	Total Judicial	<hr/> -
	Total Appropriations and Other Financing Uses	<hr/> <hr/> \$ -

2020 Department Request	2019 Original Budget	7/31/2019 Adjusted Budget	Estimated Increase (Decrease)	Estimated 2019 Final Budget	2018 Actual
\$ 7,200.00	\$ 6,000.00	\$ 6,000.00	\$ -	\$ 6,000.00	\$ 6,227.33
11,000.00	11,000.00	11,000.00	1,000.00	12,000.00	11,843.93
<u>18,200.00</u>	<u>17,000.00</u>	<u>17,000.00</u>	<u>1,000.00</u>	<u>18,000.00</u>	<u>18,071.26</u>
-	-	-	578.09	578.09	737.89
-	-	-	578.09	578.09	737.89
<u>\$ 18,200.00</u>	<u>\$ 17,000.00</u>	<u>\$ 17,000.00</u>	<u>\$ 1,578.09</u>	<u>\$ 18,578.09</u>	<u>\$ 18,809.15</u>
\$ -	\$ -	\$ -	\$ -	\$ -	\$ -
-	-	-	-	-	-
<u>\$ -</u>	<u>\$ -</u>	<u>\$ -</u>	<u>\$ -</u>	<u>\$ -</u>	<u>\$ -</u>

Account Number	Grant Title	Federal/State Agency Award 2019-2020	Local Match	Total Grant Award	Note
1281-412-00-080-010-0-	DA State Supplement FY20	22,500.00		22,500.00	3
1281-412-00-080-011-0-	DA-Victim Coordinator and Liaison Grant FY20	42,000.00		42,000.00	1
1281-412-00-080-012-0-	CJD-BPU FY20	574,359.00		574,359.00	2
1281-412-00-080-017-9-	VA-Victims Assistance Program FY19	677,343.48	169,335.87	846,679.35	2
1281-412-00-080-018-9-	WF-Domestic Violence Specialty Prosecutor FY19	79,294.96	32,388.09	111,683.05	2
1281-441-00-080-019-9-	TTBH-DA FY19	15,000.00		15,000.00	3
1281-441-00-085-019-9-	TTBH-Public Defender FY19	15,000.00		15,000.00	3
1281-412-00-080-020-9-	Victims Unit Court Advocate Project	1,021,281.23	255,320.31	1,276,601.54	1
1281-412-00-080-021-9-	Arizona State University/McCain Institute FY19	235,252.82		235,252.82	1
1281-412-00-080-022-8-	Domestic Violence Unit FY18	81,590.65		81,590.65	2
1282-412-00-280-047-7-	Edward Byrne Memorial JAG FY17	43,026.00		43,026.00	2
1282-412-00-280-047-8-	Edward Byrne Memorial JAG FY18	1,131.00		1,131.00	2
1282-412-00-280-047-9-	Edward Byrne Memorial JAG FY19	45,971.00		45,971.00	3
1283-415-00-200-005-0-	Texas VINE Program FY20	28,546.78		28,546.78	3
1283-414-00-130-018-7-	Chapter 19 - Elections 2017	6,311.71		6,311.71	1
1283-414-00-130-018-8-	Chapter 19 - Elections 2018	98,497.95		98,497.95	1
1283-414-00-130-018-9-	Chapter 19 - Elections 2019	16,107.15		16,107.15	1
1284-421-00-280-080-0-	Local Border Security Program FY20	233,000.00		233,000.00	2
1284-421-00-291-080-0-	Local Border Security Program FY20	35,000.00		35,000.00	2
1284-421-00-292-080-0-	Local Border Security Program FY20	35,000.00		35,000.00	2
1284-421-00-293-080-0-	Local Border Security Program FY20	95,000.00		95,000.00	2
1284-421-00-294-080-0-	Local Border Security Program FY20	72,500.00		72,500.00	2
1284-421-00-280-030-7-	LRGVDC 911 Program	1,228.38		1,228.38	1
1284-421-00-280-037-0-	OCDETF-AUTO LEASE/FUEL FY20	13,800.00		13,800.00	3
1284-421-00-280-064-0-	OCDETF-OT FY20	18,000.00		18,000.00	3
1284-423-00-280-042-6-	SCAAP FY16	149.18		149.18	3
1284-421-00-280-047-8-	Operation Stonegarden 2018 - FY18	832,500.00		832,500.00	1
1284-421-00-291-047-8-	Operation Stonegarden 2018 - FY18	37,500.00		37,500.00	1
1284-421-00-292-047-8-	Operation Stonegarden 2018 - FY18	45,000.00		45,000.00	1
1284-421-00-293-047-8-	Operation Stonegarden 2018 - FY18	55,000.00		55,000.00	1
1284-421-00-294-047-8-	Operation Stonegarden 2018 - FY18	55,000.00		55,000.00	1
1284-421-00-280-047-9-	Operation Stonegarden 2019 - FY19	1,665,000.00		1,665,000.00	3
1284-421-00-291-047-9-	Operation Stonegarden 2019 - FY19	75,000.00		75,000.00	3
1284-421-00-292-047-9-	Operation Stonegarden 2019 - FY19	90,000.00		90,000.00	3
1284-421-00-293-047-9-	Operation Stonegarden 2019 - FY19	110,000.00		110,000.00	3
1284-421-00-294-047-9-	Operation Stonegarden 2019 - FY19	110,000.00		110,000.00	3
1284-421-00-294-055-0-	ICE FY20	45,000.00		45,000.00	3
1284-421-00-294-056-0-	FBI FY20	36,687.50		36,687.50	3
1284-421-00-294-068-0-	USMS FY20	14,333.00		14,333.00	3
1284-421-00-294-095-8-	Violence Against Women Justice and Training Prog	101,866.48		101,866.48	1
1285-421-00-293-005-9-	STOP Truancy 2019 MISSION / LA JOYA	109,396.85	109,396.86	218,793.71	1
1285-423-00-291-013-9-	TTBH - 1115 Waiver - CPCT 1	233,027.00		233,027.00	1
1285-423-00-292-013-9-	TTBH - 1115 Waiver - CPCT 2	233,027.00		233,027.00	1
1285-423-00-294-013-9-	TTBH - 1115 Waiver - CPCT 4	155,352.00		155,352.00	1
1285-423-00-291-019-9-	TTBH - SECURITY OFFICER CPCT 1	71,309.00		71,309.00	1
1285-423-00-294-019-9-	TTBH - SECURITY OFFICER CPCT 4	71,309.00		71,309.00	1
1285-423-00-294-020-9-	IRRIGATION DISTRICT 6 - CPT3	50,000.00	14,889.65	64,889.65	1
1285-423-00-292-021-9-	TTBH JII - CPCT 2	77,676.00		77,676.00	1
1285-423-00-294-021-9-	TTBH JII - CPCT 4	77,676.00		77,676.00	1
1285-423-00-295-021-9-	TTBH JII - CPCT 5	155,352.00		155,352.00	1
1286-452-00-380-004-8-	PCT 2 - VBLF - Las Milpas CRC Youth Facility	500,000.00		500,000.00	1
1289-423-00-320-014-0-	Drug Court FY 20	-	45,907.30	45,907.30	1
1289-423-00-320-034-0-	Hidalgo County AIP FY20	-	460,421.08	460,421.08	1
1289-423-00-320-032-0-	Hidalgo County DWI Court FY 20	154,136.99		154,136.99	2
1289-423-00-320-033-0-	Hidalgo County Veterans Court FY 20	95,627.00		95,627.00	2
1289-423-00-320-036-9-	Hidalgo County Substance Abuse Trtmt Fclty (RSAT) FY19	222,240.53	74,080.19	296,320.72	2,4
1289-423-10-320-046-0-	Hidalgo County Misdemeanor DWI Court FY20	202,141.20		202,141.20	2
1289-423-10-320-047-0-	Hidalgo County Mental Health Court FY20	286,773.82		286,773.82	3
1289-423-10-320-048-8-	Hidalgo County Domestic Violence Court FY18	143,481.04		143,481.04	3
1289-423-10-320-049-7-	Hidalgo County Emrging Adlt Strategy FY17	132,329.04		132,329.04	1
1289-423-10-320-0XX-0-	Hidalgo County Youthful Offender Court FY20	168,457.92		168,457.92	3
1291-412-00-270-003-9-	H.I.D.T.A. Task Force FY19	577,157.10		577,157.10	1
1291-412-00-270-003-0-	H.I.D.T.A. Task Force FY20	710,705.00		710,705.00	3
1291-412-00-270-019-0-	H.I.D.T.A. Task Force OCDE OT FY20	18,343.75		18,343.75	3
1291-412-00-270-021-0-	H.I.D.T.A. Task Force OCDE Lease FY20	13,800.00		13,800.00	3
1292-441-00-350-001-0-	WIC Administration FY20	10,525,457.00		10,525,457.00	2
1292-441-00-350-002-0-	WIC Breastfeeding FY20	821,302.00		821,302.00	2
1292-441-00-350-012-0-	WIC Registered Dietician FY20	60,000.00		60,000.00	2
1292-441-00-350-017-0-	WIC Lactation Center FY20	289,000.00		289,000.00	2
1292-441-00-350-018-0-	WIC Lactation Service Center FY20 (DSHS)	200,000.00		200,000.00	1
1292-441-00-350-020-0-	WIC Summer Food Program FY20 (DSHS)	22,580.00		22,580.00	1
1292-441-00-350-022-0-	WIC Extra Funding (IT/Internet) FY20 (DSHS)	157,200.00		157,200.00	1
1292-441-00-350-025-0-	WIC Extra Funding Snap BF FY20 (DSHS)	15,000.00		15,000.00	1
1293-441-00-340-005-0-	Health Department Administration	150,000.00		150,000.00	3
1293-441-10-340-006-0-	TDSHS-RLSS-LOCAL FY20	102,403.00		102,403.00	1
1293-441-00-340-008-0-	TDSHS-T.B. Control FY20	629,561.00	121,112.00	750,673.00	1
1293-441-00-340-011-0-	TDSHS-T.B. Elimination FY20	437,771.00	87,554.00	525,325.00	2
1293-441-00-340-012-0-	TDSHS-Immunization Division FY20	776,320.00		776,320.00	1
1293-441-00-340-013-0-	TDSHS-CPH BIO PREP FY20	574,166.00	57,417.00	631,583.00	1
1293-441-10-340-013-0-	TDSHS-CPH BIO PREP FY20 All Hazards Conference	80,000.00	8,000.00	88,000.00	1
1293-441-10-340-054-0-	THHS-BBHW FY20	10,250.00		10,250.00	1
1293-441-00-340-059-0-	TDSHS - Medicaid Administrative Claiming	513,920.55		513,920.55	3
1293-441-12-340-061-0-	TDSHS - Texas Healthy Communities FY20	50,000.00		50,000.00	1

Account Number	Grant Title	Federal/State Agency Award 2019-2020	Local Match	Total Grant Award	Note
1293-441-00-340-069-9-	ELC FY19	25,378.82		25,378.82	1
1293-441-1X-340-070-0-	PHHS FY20	125,000.00		125,000.00	1
1293-441-10-340-071-0-	TECE FY20	147,521.00		147,521.00	1
1293-441-00-340-073-0-	ZIKKA HEALTH CARE - HRSA FY20	292,542.00		292,542.00	1
1293-441-00-340-074-0-	ZIKKA HEALTH CARE - CMM FY20	290,495.00		290,495.00	1
1294-423-00-330-006-0-	TJPC-M-2020	97,384.00		97,384.00	1
1294-423-00-330-010-0-	TJPC-A-2020 Basic	1,311,656.66		1,311,656.66	1
1294-423-00-330-054-0-	TJJD-A-2020 Mental Health	490,043.90		490,043.90	1
1294-423-00-330-055-0-	TJJD-A-2020 Community Programs	90,105.09		90,105.09	1
1294-423-00-330-056-0-	TJJD-A-2020 Pre and Post Adjudication	724,915.82		724,915.82	1
1294-423-00-330-057-0-	TJJD-A-2020 Commitment Diversion	493,884.53		493,884.53	1
1294-423-00-330-060-0-	TJJD-R-2020	Reimbursement		Reimbursement	
1294-423-00-330-062-0-	TJJD-R-2020 SEP	17,621.97		Reimbursement	
1294-423-00-330-018-0-	TJPC-P-2020 Prevention and Intervention	100,000.00		100,000.00	3
1295-423-00-330-016-0-	Donna ISD	113,760.00		113,760.00	1
1295-423-00-330-017-0-	La Joya ISD	10,000.00		10,000.00	1
1295-423-00-330-019-0-	McAllen ISD	40,000.00		40,000.00	1
1295-423-00-330-020-0-	PSJA ISD	62,658.00		62,658.00	1
1295-423-00-330-021-0-	Sharyland ISD	12,000.00		12,000.00	1
1295-423-00-330-023-0-	Edinburg ISD	55,000.00		55,000.00	1
1295-423-00-330-024-0-	Edecouch Elsa ISD	14,200.00		14,200.00	1
1295-423-00-330-025-0-	Mission ISD	20,000.00		20,000.00	1
1295-423-00-330-027-0-	JJAEP-Discretionary	Reimbursement		Reimbursement	3
1295-423-00-330-039-0-	Monte Alto ISD	11,610.00		11,610.00	1
1295-423-00-330-040-0-	Hidalgo ISD	23,650.00		23,650.00	1
1295-423-00-330-041-0-	Mercedes ISD	161,680.00		161,680.00	1
1295-423-00-330-043-0-	Valley View ISD	10,320.00		10,320.00	1
1295-423-00-330-061-0-	Weslaco ISD	100,000.00		100,000.00	1
1296-423-00-330-031-0-	Juvenile Probation - Title IV-E Enhanced Adm FY16	Reimbursement		Reimbursement	3
1297-423-00-320-002-0-	Adult Probation-Judicial FY20 Basic Supervision	9,796,940.00		9,796,940.00	1
1297-423-00-320-006-0-	Adult Probation-Judicial FY20 Mentally Impaired	179,494.00		179,494.00	1
1297-423-00-320-009-0-	Adult Probation-Judicial FY20 Treatment Alternative (TAIP)	306,015.00		306,015.00	1
1297-423-00-320-012-0-	Adult Probation-Judicial FY20 SAFPF	45,000.00		45,000.00	1
1297-423-00-320-014-0-	Adult Probation-Judicial FY20 Drug Court	252,744.00		252,744.00	1
1297-423-00-320-015-0-	Adult Probation-Judicial FY20 Sex Offender Caseload	602,537.00		602,537.00	1
1297-423-00-320-020-0-	Adult Probation-Judicial FY20 Substance Abuse Treatment Facility	2,179,397.00		2,129,089.46	1
1297-423-00-320-035-0-	Adult Probation-Judicial FY20 AFTERCARE	283,576.00		283,576.00	1
1297-423-00-320-039-0-	Adult Probation-Judicial FY20 Community Corrections (HRP)	100,636.00		100,636.00	1
1297-423-00-320-040-0-	Adult Probation-Judicial FY20 Community Corrections (RRP)	358,541.00		358,541.00	1
1297-423-00-320-041-0-	Adult Probation-Judicial FY20 Community Corrections (Employment)	918,911.00		918,911.00	1
1297-423-00-320-045-0-	Adult Probation-Judicial FY20 Assessment Unit	531,071.00		531,071.00	1
1297-423-00-320-045-0-	Adult Probation-Judicial FY20 Pretrial Diversion	340,000.00		340,000.00	1
	Total Grants	47,390,315.85	1,385,514.81	48,758,208.69	

Note:

- 1 - Grant has been applied for and has been approved.
- 2 - Grant has been applied for and is pending grantor approval.
- 3 - Grant amount was estimated based on prior years awards.
- 4 - Fund 1289 RSAT grant is matched from Fund 1297 State funding for SATF
- 5 - Fiscal Year 21 Local Match is estimated as follows:

1285-421-00-293-005-1-	109,400.00
1293-441-00-340-008-1-	121,112.00
1293-441-00-340-011-1-	87,554.00
1293-441-00-340-013-1-	57,417.00
1293-441-10-340-013-1-	8,500.00
1293-441-10-340-047-1-	10,000.00
Total Fiscal Year 17	393,983.00



DEBT SERVICE FUNDS

Notes Payable Fund

		2020 Budget
		<hr/>
Estimated Revenues and Other Financing Sources:		
Taxes:		
1401-311-11-000-000	NOTES PAYABLE-CURRENT TAXES-REAL PROP	\$ -
1401-311-12-000-000	NOTES PAYABLE-DELINQUENT TAXES-REAL PROP	-
1401-319-11-000-000	NOTES PAYABLE-CURRENT P&I-REAL PROPERTY	-
1401-319-12-000-000	NOTES PAYABLE-DELINQUENT P&I-REAL PROP	-
	Total Taxes	<hr/> -
Other:		
1401-361-10-000-000	NOTES PAYABLE-INTEREST EARNINGS	-
	Total Other	<hr/> -
Other Financing Sources:		
1401-391-01-000-100	TRANSFERS IN-GENERAL FUND	-
1401-391-01-000-200	TRANSFERS IN-R&B FUND	-
1401-391-01-000-304	TRANSFERS IN-TAX NOTE 2014	-
	Total Other Financing Sources	<hr/> -
	Total Estimated Revenues and Other Financing Sources	<hr/> <hr/> \$ -
Appropriations and Other Financing Uses:		
Debt Service:		
1401-471-20-000-000	NOTES PAYABLE-OTHER DEBT PRINCIPAL	\$ -
1401-472-20-000-000	NOTES PAYABLE-OTHER DEBT INTEREST	-
1401-475-00-000-000	NOTES PAYABLE-FISCAL AGENT FEES	-
	Total Debt Service	<hr/> -
Other Financing Uses:		
1401-491-01-000-455	TRANSFERS OUT-CO 2019A	-
	Total Other Financing Uses	<hr/> -
	Total Appropriations and Other Financing Uses	<hr/> <hr/> \$ -

2020 Department Request	2019 Original Budget	7/31/2019 Adjusted Budget	Estimated Increase (Decrease)	Estimated 2019 Final Budget	2018 Actual
\$ -	\$ 1,138,565.00	\$ 1,138,565.00	\$ 10,000.00	\$ 1,148,565.00	\$ 1,296,428.94
-	34,000.00	34,000.00	-	34,000.00	25,215.84
-	15,201.00	15,201.00	(1,000.00)	14,201.00	21,343.83
-	14,000.00	14,000.00	-	14,000.00	10,788.04
-	1,201,766.00	1,201,766.00	9,000.00	1,210,766.00	1,353,776.65
-	-	760.37	7,762.97	8,523.34	8,070.03
-	-	760.37	7,762.97	8,523.34	8,070.03
-	-	-	-	-	-
-	-	-	-	-	-
-	-	3.15	-	3.15	-
-	-	3.15	-	3.15	-
\$ -	\$ 1,201,766.00	\$ 1,202,529.52	\$ 16,762.97	\$ 1,219,292.49	\$ 1,361,846.68
\$ -	\$ 1,195,000.00	\$ 1,195,000.00	\$ -	\$ 1,195,000.00	\$ 1,247,999.09
-	59,750.00	59,750.00	-	59,750.00	121,069.96
-	1,500.00	1,500.00	(750.00)	750.00	750.00
-	1,256,250.00	1,256,250.00	(750.00)	1,255,500.00	1,369,819.05
-	-	16,781.33	-	16,781.33	-
-	-	16,781.33	-	16,781.33	-
\$ -	\$ 1,256,250.00	\$ 1,273,031.33	\$ (750.00)	\$ 1,272,281.33	\$ 1,369,819.05

Certificates of Obligation, Series 2006

		2020 Budget
		<hr/>
Estimated Revenues and Other Financing Sources:		
Taxes:		
1436-311-11-000-000	CO 2006-CURRENT TAXES-REAL PROPERTY	\$ -
1436-311-12-000-000	CO 2006-DELINQUENT TAXES-REAL PROPERTY	-
1436-319-11-000-000	CO 2006-CURRENT PENALTY & INTEREST	-
1436-319-12-000-000	CO 2006-DELINQUENT PENALTY & INTEREST	-
	Total Taxes	<hr/> -
Other:		
1436-361-10-000-000	CO 2006-INTEREST EARNINGS	-
	Total Other	<hr/> -
Other Financing Sources:		
1436-391-01-000-336	TRANSFERS IN-CO 2006	-
	Total Other Financing Sources	<hr/> -
	Total Estimated Revenues and Other Financing Sources	<hr/> <hr/> \$ -
Appropriations and Other Financing Uses:		
Debt Service:		
1436-471-10-000-000	CO 2006-BOND PRINCIPAL	\$ -
1436-472-10-000-000	CO 2006-BOND INTEREST	-
1436-475-00-000-000	CO 2006-FISCAL AGENT FEES	-
	Total Debt Service	<hr/> -
Other Financing Uses:		
1436-491-01-000-445	TRANSFERS OUT-CO 2014	-
1436-491-01-000-446	TRANSFERS OUT-REF BONDS 2014C	-
	Total Other Financing Uses	<hr/> -
	Total Appropriations and Other Financing Uses	<hr/> <hr/> \$ -

Refunding Bonds, Series 2007

		2020 Budget
		<hr/>
Estimated Revenues and Other Financing Sources:		
Taxes:		
1438-311-11-000-000	REF BONDS 2007-CURRENT TAXES-REAL PROP	\$ -
1438-311-12-000-000	REF BONDS 2007-DELINQ TAXES-REAL PROP	-
1438-319-11-000-000	REF BONDS 2007-CURRENT PENALTY& INTEREST	-
1438-319-12-000-000	REF BONDS 2007-DELINQ PENALTY& INTEREST	-
	Total Taxes	<hr/> -
Other:		
1438-361-10-000-000	REF BONDS 2007-INTEREST EARNINGS	-
	Total Other	<hr/> -
Other Financing Sources:		
1438-391-01-000-435	TRANSFERS IN-REF BONDS 2005	-
	Total Other Financing Sources	<hr/> -
	Total Estimated Revenues and Other Financing Sources	<hr/> <hr/> \$ -
Appropriations and Other Financing Uses:		
Debt Service:		
1438-471-10-000-000	REF BONDS 2007-BOND PRINCIPAL	\$ -
1438-472-10-000-000	REF BONDS 2007-BOND INTEREST	-
1438-475-00-000-000	REF BONDS 2007-FISCAL AGENT FEES	-
	Total Debt Service	<hr/> -
Other Financing Uses:		
1438-491-01-000-449	TRANSFERS OUT-REF BONDS 2015C	-
	Total Other Financing Uses	<hr/> -
	Total Appropriations and Other Financing Uses	<hr/> <hr/> \$ -

2020 Department Request	2019 Original Budget	7/31/2019 Adjusted Budget	Estimated Increase (Decrease)	Estimated 2019 Final Budget	2018 Actual
\$ -	\$ -	\$ -	\$ -	\$ -	-
-	-	-	-	-	-
-	-	-	-	-	-
-	-	-	-	-	-
-	-	-	-	-	0.01
-	-	-	-	-	0.01
-	-	-	-	-	-
-	-	-	-	-	-
\$ -	\$ -	\$ -	\$ -	\$ -	0.01
\$ -	\$ -	\$ -	\$ -	\$ -	-
-	-	-	-	-	-
-	-	-	-	-	-
-	-	-	-	-	13.15
-	-	-	-	-	13.15
\$ -	\$ -	\$ -	\$ -	\$ -	13.15

Certificates of Obligation, Series 2009

		2020 Budget
		<hr/>
Estimated Revenues and Other Financing Sources:		
Taxes:		
1439-311-11-000-000	CO 2009-CURRENT TAXES-REAL PROPERTY	\$ -
1439-311-12-000-000	CO 2009-DELINQUENT TAXES-REAL PROPERTY	-
1439-319-11-000-000	CO 2009-CURRENT P&I-REAL PROPERTY	-
1439-319-12-000-000	CO 2009-DELINQUENT P&I-REAL PROPERTY	-
	Total Taxes	<hr/> -
Other:		
1439-361-10-000-000	CO 2009-INTEREST EARNINGS	-
	Total Other	<hr/> -
Other Financing Sources:		
1439-391-01-000-435	TRANSFERS IN-LTGORB 2005	-
	Total Other Financing Sources	<hr/> -
	Total Estimated Revenues and Other Financing Sources	<hr/> \$ - <hr/>
Appropriations and Other Financing Uses:		
Debt Service:		
1439-471-10-000-000	CO 2009-BOND PRINCIPAL	\$ -
1439-472-10-000-000	CO 2009-BOND INTEREST	-
1439-475-00-000-000	CO 2009-FISCAL AGENT FEES	-
	Total Debt Service	<hr/> -
Other Financing Uses:		
1439-491-01-000-444	TRANSFERS OUT-LTRB TAXABLE 2014B	-
1439-491-01-000-448	TRANSFERS OUT-LTRB 2015B	-
	Total Other Financing Uses	<hr/> -
	Total Appropriations and Other Financing Uses	<hr/> \$ - <hr/>

2020 Department Request	2019 Original Budget	7/31/2019 Adjusted Budget	Estimated Increase (Decrease)	Estimated 2019 Final Budget	2018 Actual
\$ -	\$ -	\$ -	\$ -	\$ -	\$ 1,166,786.07
-	-	-	-	-	55,883.77
-	-	-	-	-	19,209.47
-	-	-	-	-	23,908.70
-	-	-	-	-	1,265,788.01
-	-	265.54	-	265.54	7,090.59
-	-	265.54	-	265.54	7,090.59
-	-	-	-	-	-
-	-	-	-	-	-
\$ -	\$ -	\$ 265.54	\$ -	\$ 265.54	\$ 1,272,878.60
\$ -	\$ -	\$ -	\$ -	\$ -	\$ 1,215,000.00
-	-	-	-	-	45,562.50
-	-	-	-	-	750.00
-	-	-	-	-	1,261,312.50
-	-	15,490.01	-	15,490.01	-
-	-	37,827.07	-	37,827.07	-
-	-	53,317.08	-	53,317.08	-
\$ -	\$ -	\$ 53,317.08	\$ -	\$ 53,317.08	\$ 1,261,312.50

Limited Tax Refunding Bonds, Series 2009A

		2020 Budget
		<hr/>
Estimated Revenues and Other Financing Sources:		
Taxes:		
1440-311-11-000-000	LTRB 2009A-CURRENT TAXES-REAL PROPERTY	\$ -
1440-311-12-000-000	LTRB 2009A-DELINQUENT TAXES-REAL PROP	-
1440-319-11-000-000	LTRB 2009A-CURRENT P&I-REAL PROPERTY	-
1440-319-12-000-000	LTRB 2009A-DELINQUENT P&I-REAL PROPERTY	-
	Total Taxes	<hr/> -
Other:		
1440-361-10-000-000	LTRB 2009A-INTEREST EARNINGS	-
	Total Other	<hr/> -
Other Financing Sources:		
1440-391-01-000-100	TRANSFERS IN-GENERAL FUND	-
1440-391-01-000-302	TRANSFERS IN-TAX NOTE 2007	-
	Total Other Financing Sources	<hr/> -
	Total Estimated Revenues and Other Financing Sources	<hr/> <hr/> \$ -
Appropriations and Other Financing Uses:		
Debt Service:		
1440-471-10-000-000	LTRB 2009A-BOND PRINCIPAL	\$ -
1440-472-10-000-000	LTRB 2009A-BOND INTEREST	-
1440-475-00-000-000	LTRB 2009A-FISCAL AGENT FEES	-
	Total Debt Service	<hr/> -
Other Financing Uses:		
1440-491-01-000-444	TRANSFERS OUT-LTRB TAXABLE 2014B	-
	Total Other Financing Uses	<hr/> -
	Total Appropriations and Other Financing Uses	<hr/> <hr/> \$ -

2020 Department Request	2019 Original Budget	7/31/2019 Adjusted Budget	Estimated Increase (Decrease)	Estimated 2019 Final Budget	2018 Actual
\$ -	\$ -	\$ -	\$ -	\$ -	\$ 291,696.52
-	-	-	-	-	21,126.78
-	-	-	-	-	4,802.36
-	-	-	-	-	9,038.65
-	-	-	-	-	326,664.31
-	-	958.35	-	958.35	1,755.13
-	-	958.35	-	958.35	1,755.13
-	-	-	-	-	9,235.00
-	-	-	-	-	-
-	-	-	-	-	9,235.00
\$ -	\$ -	\$ 958.35	\$ -	\$ 958.35	\$ 337,654.44
\$ -	\$ -	\$ -	\$ -	\$ -	\$ 335,000.00
-	-	-	-	-	11,725.00
-	-	-	-	-	-
-	-	-	-	-	346,725.00
-	-	13,368.54	-	13,368.54	-
-	-	13,368.54	-	13,368.54	-
\$ -	\$ -	\$ 13,368.54	\$ -	\$ 13,368.54	\$ 346,725.00

Certificates of Obligation, Series 2009B&C

		2020 Budget
		<hr/>
Estimated Revenues and Other Financing Sources:		
Taxes:		
1441-311-11-000-000	CO 2009BC-CURRENT TAXES-REAL PROPERTY	\$ -
1441-311-12-000-000	CO 2009BC-DELINQUENT TAXES-REAL PROPERTY	-
1441-319-11-000-000	CO 2009BC-CURRENT P&I-REAL PROPERTY	-
1441-319-12-000-000	CO 2009BC-DELINQUENT P&I-REAL PROPERTY	-
	Total Taxes	<hr/> -
Intergovernmental:		
1441-331-11-000-000	CO 2009BC-BABS INTEREST REIMBURSEMENT	-
	Total Intergovernmental	<hr/> -
Other:		
1441-361-10-000-000	CO 2009BC-INTEREST EARNINGS	-
	Total Other	<hr/> -
Other Financing Sources:		
1441-391-01-000-341	TRANSFERS IN-CO 2009BC	-
	Total Other Financing Sources	<hr/> -
	Total Estimated Revenues and Other Financing Sources	<hr/> \$ - <hr/>
Appropriations and Other Financing Uses:		
Debt Service:		
1441-471-10-000-000	CO 2009BC-BOND PRINCIPAL	\$ -
1441-472-10-000-000	CO 2009BC-BOND INTEREST	-
1441-475-00-000-000	CO 2009BC-FISCAL AGENT FEES	-
	Total Debt Service	<hr/> -
Other Financing Uses:		
1441-491-01-000-456	TRANSFERS OUT-LTRB 2019B	-
	Total Other Financing Uses	<hr/> -
	Total Appropriations and Other Financing Uses	<hr/> \$ - <hr/>

2020 Department Request	2019 Original Budget	7/31/2019 Adjusted Budget	Estimated Increase (Decrease)	Estimated 2019 Final Budget	2018 Actual
\$ -	\$ 569,283.00	\$ 569,283.00	\$ 2,717.00	\$ 572,000.00	\$ 810,268.10
-	32,000.00	32,000.00	(4,000.00)	28,000.00	31,349.44
-	7,601.00	7,601.00	-	7,601.00	13,339.90
-	13,000.00	13,000.00	(1,000.00)	12,000.00	13,412.17
-	621,884.00	621,884.00	(2,283.00)	619,601.00	868,369.61
-	125,000.00	125,000.00	(56,092.61)	68,907.39	145,645.60
-	125,000.00	125,000.00	(56,092.61)	68,907.39	145,645.60
-	-	-	8,857.10	8,857.10	11,816.16
-	-	-	8,857.10	8,857.10	11,816.16
-	-	0.06	-	0.06	-
-	-	0.06	-	0.06	-
\$ -	\$ 746,884.00	\$ 746,884.06	\$ (49,518.51)	\$ 697,365.55	\$ 1,025,831.37
\$ -	\$ 585,000.00	\$ 585,000.00	\$ -	\$ 585,000.00	\$ 570,000.00
-	419,783.10	223,399.20	-	223,399.20	445,535.70
-	1,500.00	1,500.00	(750.00)	750.00	750.00
-	1,006,283.10	809,899.20	(750.00)	809,149.20	1,016,285.70
-	-	354,088.76	-	354,088.76	-
-	-	354,088.76	-	354,088.76	-
\$ -	\$ 1,006,283.10	\$ 1,163,987.96	\$ (750.00)	\$ 1,163,237.96	\$ 1,016,285.70

Certificates of Obligation, Series 2010A&B

		2020 Budget
		<hr/>
Estimated Revenues and Other Financing Sources:		
Taxes:		
1442-311-11-000-000	CO 2010AB-CURRENT TAXES-REAL PROPERTY	\$ -
1442-311-12-000-000	CO 2010AB-DELINQUENT TAXES-REAL PROPERTY	57,000.00
1442-319-11-000-000	CO 2010AB-CURRENT P&I-REAL PROPERTY	-
1442-319-12-000-000	CO 2010AB-DELINQUENT P&I-REAL PROPERTY	24,000.00
	Total Taxes	<hr/> 81,000.00
Intergovernmental:		
1442-331-11-000-000	CO 2010AB-BABS INTEREST REIMBURSEMENT	-
	Total Intergovernmental	<hr/> -
Other:		
1442-361-10-000-000	CO 2010AB-INTEREST EARNINGS	-
	Total Other	<hr/> -
Other Financing Sources:		
1442-391-01-000-342	TRANSFERS IN-CO 2010AB	-
	Total Other	<hr/> -
	Total Estimated Revenues and Other Financing Sources	<hr/> \$ 81,000.00 <hr/>
Appropriations and Other Financing Uses:		
Debt Service:		
1442-471-10-000-000	CO 2010AB-BOND PRINCIPAL	\$ 1,355,000.00
1442-472-10-000-000	CO 2010AB-BOND INTEREST	65,311.00
1442-475-00-000-000	CO 2010AB-FISCAL AGENT FEES	1,500.00
	Total Debt Service	<hr/> 1,421,811.00
Other Financing Uses:		
1442-491-01-000-455	TRANSFERS OUT-CO 2019A	-
1442-491-01-000-456	TRANSFERS OUT-CO 2019B	-
	Total Other Financing Uses	<hr/> -
	Total Appropriations and Other Financing Uses	<hr/> \$ 1,421,811.00 <hr/>

2020 Department Request	2019 Original Budget	7/31/2019 Adjusted Budget	Estimated Increase (Decrease)	Estimated 2019 Final Budget	2018 Actual
\$ -	\$ 1,339,488.00	\$ 1,339,488.00	\$ 10,000.00	\$ 1,349,488.00	\$ 1,912,232.72
-	73,000.00	73,000.00	(8,000.00)	65,000.00	70,876.98
-	17,883.00	17,883.00	-	17,883.00	31,482.18
-	31,000.00	31,000.00	(3,000.00)	28,000.00	30,323.21
-	1,461,371.00	1,461,371.00	(1,000.00)	1,460,371.00	2,044,915.09
-	320,000.00	320,000.00	(152,261.02)	167,738.98	334,047.34
-	320,000.00	320,000.00	(152,261.02)	167,738.98	334,047.34
-	-	-	20,173.46	20,173.46	28,022.17
-	-	-	20,173.46	20,173.46	28,022.17
-	-	148.24	-	148.24	14,530.36
-	-	148.24	-	148.24	14,530.36
\$ -	\$ 1,781,371.00	\$ 1,781,519.24	\$ (133,087.56)	\$ 1,648,431.68	\$ 2,421,514.96
\$ -	\$ 1,305,000.00	\$ 1,305,000.00	\$ -	\$ 1,305,000.00	\$ 1,255,000.00
-	1,074,064.00	975,447.90	(379,660.40)	595,787.50	1,124,264.00
-	1,500.00	1,500.00	-	1,500.00	1,500.00
-	2,380,564.00	2,281,947.90	(379,660.40)	1,902,287.50	2,380,764.00
-	-	157,377.72	-	157,377.72	-
-	-	98,616.10	-	98,616.10	-
-	-	255,993.82	-	255,993.82	-
\$ -	\$ 2,380,564.00	\$ 2,537,941.72	\$ (379,660.40)	\$ 2,158,281.32	\$ 2,380,764.00

Limited Tax Refunding Bonds, Series 2014A

		2020 Budget
		<hr/>
Estimated Revenues and Other Financing Sources:		
Taxes:		
1443-311-11-000-000	LTRB 2014A-CURRENT TAXES-REAL PROPERTY	\$ -
1443-311-12-000-000	LTRB 2014A-DELINQUENT TAXES-REAL PROP	-
1443-319-11-000-000	LTRB 2014A-CURRENT P&I-REAL PROPERTY	-
1443-319-12-000-000	LTRB 2014A-DELINQUENT P&I-REAL PROPERTY	-
	Total Taxes	<hr/> -
Other:		
1443-361-10-000-000	LTRB 2014A-INTEREST EARNINGS	-
	Total Other	<hr/> -
Other Financing Sources:		
1443-391-01-000-303	TRANSFERS IN-SALE OF CO ASSETS	-
1443-391-01-000-432	TRANSFERS IN-CERT OF OBLIG,2002	-
1443-391-01-000-434	TRANSFERS IN-CERT OF OBLIG,2004	-
1443-393-50-000-000	LTRB 2014A-BOND PROCEEDS	-
1443-393-60-000-000	LTRB 2014A-PREMIUM	-
	Total Other Financing Sources	<hr/> -
	Total Estimated Revenues and Other Financing Sources	<hr/> <hr/> \$ -
Appropriations and Other Financing Uses:		
Debt Service:		
1443-471-10-000-000	LTRB 2014A-BOND PRINCIPAL	\$ -
1443-472-10-000-000	LTRB 2014A-BOND INTEREST	-
1443-475-00-000-000	LTRB 2014A-FISCAL AGENT FEES	-
1443-476-00-000-000	LTRB 2014A-ISSUANCE COSTS	-
1443-477-00-000-000	LTRB 2014A-ADVANCE REFUNDING ESCROW	-
	Total Debt Service	<hr/> -
Other Financing Uses:		
1443-492-00-000-000	LTRB 2014A-PMT TO REF BND ESCROW	-
	Total Other Financing Uses	<hr/> -
	Total Appropriations and Other Financing Uses	<hr/> <hr/> \$ -

2020 Department Request	2019 Original Budget	7/31/2019 Adjusted Budget	Estimated Increase (Decrease)	Estimated 2019 Final Budget	2018 Actual
\$ -	\$ 703,231.00	\$ 703,231.00	\$ -	\$ 703,231.00	\$ -
-	64,000.00	64,000.00	(4,000.00)	60,000.00	90,640.79
-	9,389.00	9,389.00	(1,000.00)	8,389.00	-
-	27,000.00	27,000.00	-	27,000.00	38,778.69
-	803,620.00	803,620.00	(5,000.00)	798,620.00	129,419.48
-	-	-	8,524.20	8,524.20	4,190.55
-	-	-	8,524.20	8,524.20	4,190.55
-	-	-	-	-	-
-	-	-	-	-	-
-	-	-	-	-	-
-	-	-	-	-	-
\$ -	\$ 803,620.00	\$ 803,620.00	\$ 3,524.20	\$ 807,144.20	\$ 133,610.03
\$ -	\$ 1,045,000.00	\$ 1,045,000.00	\$ -	\$ 1,045,000.00	\$ -
-	41,800.00	41,800.00	-	41,800.00	41,800.00
-	1,500.00	1,500.00	(1,000.00)	500.00	500.00
-	-	-	-	-	-
-	-	-	-	-	-
-	1,088,300.00	1,088,300.00	(1,000.00)	1,087,300.00	42,300.00
-	-	-	-	-	-
-	-	-	-	-	-
\$ -	\$ 1,088,300.00	\$ 1,088,300.00	\$ (1,000.00)	\$ 1,087,300.00	\$ 42,300.00

Limited Tax Refunding Bonds, Series 2014B

		2020 Budget
		<hr/>
Estimated Revenues and Other Financing Sources:		
Taxes:		
1444-311-11-000-000	LTRB TAXABLE 2014B-CURRENT TAXES-REAL	\$ -
1444-311-12-000-000	LTRB TAXABLE 2014B-DELINQUENT TAXES-REAL	162,000.00
1444-319-11-000-000	LTRB TAXABLE 2014B-CURRENT P&I-REAL PROP	-
1444-319-12-000-000	LTRB TAXABLE 2014B-DELINQUENT P&I-REAL	68,000.00
	Total Taxes	<hr/> 230,000.00
Other:		
1444-361-10-000-000	LTRB TAXABLE 2014B-INTEREST EARNINGS	-
	Total Other	<hr/> -
Other Financing Sources:		
1444-391-01-000-100	TRANSFERS IN-GENERAL FUND	-
1444-391-01-000-302	TRANSFERS IN-TAX NOTE 2007	-
1444-391-01-000-303	TRANSFERS IN-SALE OF CO ASSETS	-
1444-391-01-000-330	TRANSFERS IN-CO 2000	-
1444-391-01-000-331	TRANSFERS IN-CO 2001	-
1444-391-01-000-439	TRANSFERS IN-CO 2009	-
1444-391-01-000-440	TRANSFERS IN-LTRB 2009A	-
	Total Other Financing Sources	<hr/> -
	Total Estimated Revenues and Other Financing Sources	<hr/> <hr/> \$ 230,000.00
Appropriations and Other Financing Uses:		
Debt Service:		
1444-471-10-000-000	LTRB TAXABLE 2014B-BOND PRINCIPAL	\$ 2,000,000.00
1444-472-10-000-000	LTRB TAXABLE 2014B-BOND INTEREST	53,000.00
1444-475-00-000-000	LTRB TAXABLE 2014B-FISCAL AGENT FEES	500.00
1444-476-00-000-000	LTRB TAXABLE 2014B-ISSUANCE COSTS	-
1444-477-00-000-000	LTRB TAXABLE 2014B-ADVANCE REFUNDG ESCRW	-
	Total Debt Service	<hr/> 2,053,500.00
	Total Appropriations and Other Financing Uses	<hr/> <hr/> \$ 2,053,500.00

2020 Department Request	2019 Original Budget	7/31/2019 Adjusted Budget	Estimated Increase (Decrease)	Estimated 2019 Final Budget	2018 Actual
\$ -	\$ 2,578,514.00	\$ 2,578,514.00	\$ 16,000.00	\$ 2,594,514.00	\$ 5,736,698.21
-	228,000.00	228,000.00	(23,000.00)	205,000.00	222,172.15
-	34,425.00	34,425.00	(4,000.00)	30,425.00	94,446.52
-	96,000.00	96,000.00	(11,000.00)	85,000.00	95,051.54
-	2,936,939.00	2,936,939.00	(22,000.00)	2,914,939.00	6,148,368.42
-	-	-	21,837.48	21,837.48	33,662.45
-	-	-	21,837.48	21,837.48	33,662.45
-	-	-	-	-	-
-	-	65.55	-	65.55	-
-	-	-	-	-	2,775.00
-	-	-	-	-	-
-	-	-	-	-	1.22
-	-	15,490.01	-	15,490.01	-
-	-	13,368.54	-	13,368.54	-
-	-	28,924.10	-	28,924.10	2,776.22
\$ -	\$ 2,936,939.00	\$ 2,965,863.10	\$ (162.52)	\$ 2,965,700.58	\$ 6,184,807.09
\$ -	\$ 3,175,000.00	\$ 3,175,000.00	\$ -	\$ 3,175,000.00	\$ 5,665,000.00
-	124,787.00	124,787.00	(0.24)	124,786.76	521,725.52
-	1,500.00	1,500.00	(1,000.00)	500.00	500.00
-	-	-	-	-	-
-	-	-	-	-	-
-	3,301,287.00	3,301,287.00	(1,000.24)	3,300,286.76	6,187,225.52
\$ -	\$ 3,301,287.00	\$ 3,301,287.00	\$ (1,000.24)	\$ 3,300,286.76	\$ 6,187,225.52

Certificates of Obligation, Series 2014

		2020 Budget
		<hr/>
Estimated Revenues and Other Financing Sources:		
Taxes:		
1445-311-11-000-000	CO 2014-CURRENT TAXES-REAL PROPERTY	\$ -
1445-311-12-000-000	CO 2014-DELINQUENT TAXES-REAL PROPERTY	42,000.00
1445-319-11-000-000	CO 2014-CURRENT P&I-REAL PROPERTY	-
1445-319-12-000-000	CO 2014-DELINQUENT P&I-REAL PROPERTY	18,000.00
	Total Taxes	<hr/> 60,000.00
Other:		
1445-361-10-000-000	CO 2014-INTEREST EARNINGS	-
	Total Other	<hr/> -
Other Financing Sources:		
1445-391-01-000-100	TRANSFERS IN-GENERAL FUND	-
1445-391-01-000-436	TRANSFERS IN-CO 2006	-
	Total Other Financing Sources	<hr/> -
	Total Estimated Revenues and Other Financing Sources	<hr/> <hr/> \$ 60,000.00
Appropriations and Other Financing Uses:		
Debt Service:		
1445-471-10-000-000	CO 2014-BOND PRINCIPAL	\$ 1,665,000.00
1445-472-10-000-000	CO 2014-BOND INTEREST	780,843.76
1445-475-00-000-000	CO 2014-FISCAL AGENT FEES	750.00
	Total Debt Service	<hr/> 2,446,593.76
	Total Appropriations and Other Financing Uses	<hr/> <hr/> \$ 2,446,593.76

2020 Department Request	2019 Original Budget	7/31/2019 Adjusted Budget	Estimated Increase (Decrease)	Estimated 2019 Final Budget	2018 Actual
\$ -	\$ 2,042,719.00	\$ 2,042,719.00	\$ 10,000.00	\$ 2,052,719.00	\$ 1,620,536.21
-	36,000.00	36,000.00	(8,000.00)	28,000.00	23,852.82
-	27,272.00	27,272.00	(2,000.00)	25,272.00	26,679.81
-	15,000.00	15,000.00	(3,000.00)	12,000.00	10,204.91
-	2,120,991.00	2,120,991.00	(3,000.00)	2,117,991.00	1,681,273.75
-	-	-	17,384.38	17,384.38	14,098.99
-	-	-	17,384.38	17,384.38	14,098.99
-	-	-	-	-	-
-	-	-	-	-	-
-	-	-	-	-	-
\$ -	\$ 2,120,991.00	\$ 2,120,991.00	\$ 14,384.38	\$ 2,135,375.38	\$ 1,695,372.74
\$ -	\$ 1,325,000.00	\$ 1,325,000.00	\$ -	\$ 1,325,000.00	\$ 800,000.00
-	847,093.76	847,093.76	-	847,093.76	879,093.76
-	1,500.00	1,500.00	(750.00)	750.00	750.00
-	2,173,593.76	2,173,593.76	(750.00)	2,172,843.76	1,679,843.76
\$ -	\$ 2,173,593.76	\$ 2,173,593.76	\$ (750.00)	\$ 2,172,843.76	\$ 1,679,843.76

Limited Tax Refunding Bonds, Series 2014C

		2020 Budget
		<hr/>
Estimated Revenues and Other Financing Sources:		
Taxes:		
1446-311-11-000-000	LTRB 2014C-CURRENT TAXES-REAL PROPERTY	\$ -
1446-311-12-000-000	LTRB 2014C-DELINQUENT TAXES-REAL PROP	98,000.00
1446-319-11-000-000	LTRB 2014C-CURRENT P&I-REAL PROPERTY	-
1446-319-12-000-000	LTRB 2014C-DELINQUENT P&I-REAL PROPERTY	41,000.00
	Total Taxes	<hr/> 139,000.00
Other:		
1446-360-00-000-000	LTRB 2014C-MISCELLANEOUS REVENUE	-
1446-361-10-000-000	LTRB 2014C-INTEREST EARNINGS	-
	Total Other	<hr/> -
Other Financing Sources:		
1446-391-01-000-100	TRANSFERS IN-GENERAL FUND	-
1446-391-01-000-303	TRANSFERS IN-SALE OF CO ASSETS	-
1446-391-01-000-436	TRANSFERS IN-CO 2006	-
1446-393-50-000-000	LTRB 2014C-BOND PROCEEDS	-
1446-393-60-000-000	LTRB 2014C-BOND PREMIUM	-
	Total Other Financing Sources	<hr/> -
	Total Estimated Revenues and Other Financing Sources	<hr/> <hr/> \$ 139,000.00
Appropriations and Other Financing Uses:		
Debt Service:		
1446-471-10-000-000	LTRB 2014C-BOND PRINCIPAL	\$ 1,605,000.00
1446-472-10-000-000	LTRB 2014C-BOND INTEREST	861,500.00
1446-475-00-000-000	LTRB 2014C-FISCAL AGENT FEES	750.00
1446-476-00-000-000	LTRB 2014C-ISSUANCE COSTS	-
	Total Debt Service	<hr/> 2,467,250.00
Other Financing Uses:		
1446-492-00-000-000	LTRB 2014C-PMT TO REF BND ESCROW	-
	Total Other Financing Uses	<hr/> -
	Total Appropriations and Other Financing Uses	<hr/> <hr/> \$ 2,467,250.00

2020 Department Request	2019 Original Budget	7/31/2019 Adjusted Budget	Estimated Increase (Decrease)	Estimated 2019 Final Budget	2018 Actual
\$ -	\$ 2,612,001.00	\$ 2,612,001.00	\$ 20,000.00	\$ 2,632,001.00	\$ 2,463,215.03
-	116,000.00	116,000.00	(11,000.00)	105,000.00	121,308.72
-	34,872.00	34,872.00	(5,000.00)	29,872.00	40,553.30
-	49,000.00	49,000.00	(4,000.00)	45,000.00	51,899.30
-	2,811,873.00	2,811,873.00	-	2,811,873.00	2,676,976.35
-	-	-	-	-	-
-	-	-	20,893.14	20,893.14	19,490.41
-	-	-	20,893.14	20,893.14	19,490.41
-	-	-	-	-	-
-	-	-	-	-	-
-	-	-	-	-	921.26
-	-	-	-	-	-
-	-	-	-	-	-
-	-	-	-	-	921.26
\$ -	\$ 2,811,873.00	\$ 2,811,873.00	\$ 20,893.14	\$ 2,832,766.14	\$ 2,697,388.02
\$ -	\$ 1,970,000.00	\$ 1,970,000.00	\$ -	\$ 1,970,000.00	\$ 1,655,000.00
-	960,000.00	960,000.00	-	960,000.00	1,042,750.00
-	1,500.00	1,500.00	(750.00)	750.00	750.00
-	-	-	-	-	-
-	2,931,500.00	2,931,500.00	(750.00)	2,930,750.00	2,698,500.00
-	-	-	-	-	-
-	-	-	-	-	-
\$ -	\$ 2,931,500.00	\$ 2,931,500.00	\$ (750.00)	\$ 2,930,750.00	\$ 2,698,500.00

Certificates of Obligation, Series 2015A

		2020 Budget
		<hr/>
Estimated Revenues and Other Financing Sources:		
Taxes:		
1447-311-11-000-000	CO 2015A-CURRENT TAXES-REAL PROPERTY	\$ -
1447-311-12-000-000	CO 2015A-DELINQUENT TAXES-REAL PROPERTY	17,000.00
1447-319-11-000-000	CO 2015A-CURRENT P&I-REAL PROPERTY	-
1447-319-12-000-000	CO 2015A-DELINQUENT P&I-REAL PROPERTY	7,000.00
	Total Taxes	<hr/> 24,000.00
Other:		
1447-361-10-000-000	CO 2015A-INTEREST EARNINGS	-
	Total Other	<hr/> -
	Total Estimated Revenues and Other Financing Sources	<hr/> \$ 24,000.00 <hr/>
Appropriations and Other Financing Uses:		
Debt Service:		
1447-471-10-000-000	CO 2015A-BOND PRINCIPAL	\$ 50,000.00
1447-472-10-000-000	CO 2015A-BOND INTEREST	634,493.76
1447-475-00-000-000	CO 2015A-FISCAL AGENT FEES	750.00
	Total Debt Service	<hr/> 685,243.76
	Total Appropriations and Other Financing Uses	<hr/> \$ 685,243.76 <hr/>

2020 Department Request	2019 Original Budget	7/31/2019 Adjusted Budget	Estimated Increase (Decrease)	Estimated 2019 Final Budget	2018 Actual
\$ -	\$ 636,257.00	\$ 636,257.00	\$ -	\$ 636,257.00	\$ 648,214.50
-	18,000.00	18,000.00	(3,000.00)	15,000.00	13,630.19
-	8,495.00	8,495.00	-	8,495.00	10,671.93
-	7,000.00	7,000.00	(1,000.00)	6,000.00	5,831.39
-	669,752.00	669,752.00	(4,000.00)	665,752.00	678,348.01
-	-	-	6,136.47	6,136.47	7,398.56
-	-	-	6,136.47	6,136.47	7,398.56
\$ -	\$ 669,752.00	\$ 669,752.00	\$ 2,136.47	\$ 671,888.47	\$ 685,746.57
\$ -	\$ 50,000.00	\$ 50,000.00	\$ -	\$ 50,000.00	\$ 50,000.00
-	636,993.76	636,993.76	-	636,993.76	639,493.76
-	1,500.00	1,500.00	(750.00)	750.00	750.00
-	688,493.76	688,493.76	(750.00)	687,743.76	690,243.76
\$ -	\$ 688,493.76	\$ 688,493.76	\$ (750.00)	\$ 687,743.76	\$ 690,243.76

Limited Tax Refunding Bonds, Series 2015B

		2020 Budget
		<hr/>
Estimated Revenues and Other Financing Sources:		
Taxes:		
1448-311-11-000-000	LTRB 2015B-CURRENT TAXES-REAL PROPERTY	\$ -
1448-311-12-000-000	LTRB 2015B-DELINQUENT TAXES-REAL PROP	50,000.00
1448-319-11-000-000	LTRB 2015B-CURRENT P&I-REAL PROPERTY	-
1448-319-12-000-000	LTRB 2015B-DELINQUENT P&I-REAL PROPERTY	21,000.00
	Total Taxes	<hr/> 71,000.00
Other:		
1448-361-10-000-000	LTRB 2015B-INTEREST EARNINGS	-
	Total Other	<hr/> -
Other Financing Sources:		
1448-391-01-000-339	TRANSFERS IN-CO 2009	-
1448-391-01-000-439	TRANSFERS IN-CO 2009	-
1448-393-50-000-000	LTRB 2015B-BOND PROCEEDS	-
1448-393-60-000-000	LTRB 2015B-BOND PREMIUM	-
	Total Other Financing Sources	<hr/> -
	Total Estimated Revenues and Other Financing Sources	<hr/> <hr/> \$ 71,000.00
Appropriations and Other Financing Uses:		
Debt Service:		
1448-471-10-000-000	LTRB 2015B-BOND PRINCIPAL	\$ -
1448-472-10-000-000	LTRB 2015B-BOND INTEREST	738,000.00
1448-475-00-000-000	LTRB 2015B-FISCAL AGENT FEES	750.00
1448-476-00-000-000	LTRB 2015B-ISSUANCE COSTS	-
1448-477-00-000-000	LTRB 2015B-ADVANCE REFUNDING ESCROW	-
	Total Debt Service	<hr/> 738,750.00
Other Financing Uses:		
1448-492-00-000-000	LTRB 2015B-PMT TO REF BND ESCROW	-
	Total Other Financing Uses	<hr/> -
	Total Appropriations and Other Financing Uses	<hr/> <hr/> \$ 738,750.00

2020 Department Request	2019 Original Budget	7/31/2019 Adjusted Budget	Estimated Increase (Decrease)	Estimated 2019 Final Budget	2018 Actual
\$ -	\$ 636,257.00	\$ 636,257.00	\$ -	\$ 636,257.00	\$ 713,035.92
-	20,000.00	20,000.00	25,000.00	45,000.00	14,993.24
-	8,495.00	8,495.00	-	8,495.00	11,739.12
-	8,000.00	8,000.00	10,000.00	18,000.00	6,414.52
-	672,752.00	672,752.00	35,000.00	707,752.00	746,182.80
-	-	-	6,376.48	6,376.48	8,135.16
-	-	-	6,376.48	6,376.48	8,135.16
-	-	-	-	-	-
-	-	37,827.07	-	37,827.07	-
-	-	-	-	-	-
-	-	-	-	-	-
-	-	37,827.07	-	37,827.07	-
\$ -	\$ 672,752.00	\$ 710,579.07	\$ 41,376.48	\$ 751,955.55	\$ 754,317.96
\$ -	\$ -	\$ -	\$ -	\$ -	\$ -
-	738,000.00	738,000.00	-	738,000.00	738,000.00
-	1,500.00	1,500.00	(750.00)	750.00	750.00
-	-	-	-	-	-
-	-	-	-	-	-
-	739,500.00	739,500.00	(750.00)	738,750.00	738,750.00
-	-	-	-	-	-
-	-	-	-	-	-
\$ -	\$ 739,500.00	\$ 739,500.00	\$ (750.00)	\$ 738,750.00	\$ 738,750.00

Limited Tax Refunding Bonds, Taxable Series 2015C

		2020 Budget
		<hr/>
Estimated Revenues and Other Financing Sources:		
Taxes:		
1449-311-11-000-000	LTRB TAXABLE 2015C-CURRENT TAXES-REAL	\$ -
1449-311-12-000-000	LTRB TAXABLE 2015C-DELINQUENT TAXES-REAL	29,000.00
1449-319-11-000-000	LTRB TAXABLE 2015C-CURRENT P&I-REAL PROP	-
1449-319-12-000-000	LTRB TAXABLE 2015C-DELINQUENT P&I-REAL	12,000.00
	Total Taxes	<hr/> 41,000.00
Other:		
1449-361-10-000-000	LTRB TAXABLE 2015C-INTEREST EARNINGS	-
	Total Other	<hr/> -
Other Financing Sources:		
1449-391-01-000-438	TRANSFERS IN-LTRB 2007	-
1449-393-50-000-000	LTRB TAXABLE 2015C-BOND PROCEEDS	-
1449-393-60-000-000	LTRB TAXABLE 2015C-BOND PREMIUM	-
	Total Other Financing Sources	<hr/> -
	Total Estimated Revenues and Other Financing Sources	<hr/> <hr/> \$ 41,000.00
Appropriations and Other Financing Uses:		
Debt Service:		
1449-471-10-000-000	LTRB TAXABLE 2015C-BOND PRINCIPAL	\$ 2,000,000.00
1449-472-10-000-000	LTRB TAXABLE 2015C-BOND INTEREST	350,442.44
1449-475-00-000-000	LTRB TAXABLE 2015C-FISCAL AGENT FEES	750.00
1449-476-00-000-000	LTRB TAXABLE 2015C-ISSUANCE COSTS	-
1449-477-00-000-000	LTRB TAXABLE 2015C-ADVANCE REFUNDG ESCROW	-
	Total Debt Service	<hr/> 2,351,192.44
Other Financing Uses:		
1449-492-00-000-000	LTRB TAXABLE 2015C-PMT TO REF BND ESCROW	-
	Total Other Financing Uses	<hr/> -
	Total Appropriations and Other Financing Uses	<hr/> <hr/> \$ 2,351,192.44

2020 Department Request	2019 Original Budget	7/31/2019 Adjusted Budget	Estimated Increase (Decrease)	Estimated 2019 Final Budget	2018 Actual
\$ -	\$ -	\$ -	\$ -	\$ -	615,803.77
-	47,000.00	47,000.00	(2,000.00)	45,000.00	55,883.77
-	-	-	-	-	10,138.33
-	20,000.00	20,000.00	-	20,000.00	23,908.70
-	67,000.00	67,000.00	(2,000.00)	65,000.00	705,734.57
-	-	-	3,487.19	3,487.19	7,653.59
-	-	-	3,487.19	3,487.19	7,653.59
-	-	-	-	-	13.15
-	-	-	-	-	-
-	-	-	-	-	13.15
\$ -	\$ 67,000.00	\$ 67,000.00	\$ 1,487.19	\$ 68,487.19	\$ 713,401.31
\$ -	\$ -	\$ -	\$ -	\$ -	-
-	350,443.00	350,443.00	(0.56)	350,442.44	710,195.02
-	1,500.00	1,500.00	(750.00)	750.00	750.00
-	-	-	-	-	-
-	-	-	-	-	-
-	351,943.00	351,943.00	(750.56)	351,192.44	710,945.02
-	-	-	-	-	-
-	-	-	-	-	-
\$ -	\$ 351,943.00	\$ 351,943.00	\$ (750.56)	\$ 351,192.44	\$ 710,945.02

Certificates of Obligation, Series 2016

		2020 Budget
		<hr/>
Estimated Revenues and Other Financing Sources:		
Taxes:		
1450-311-11-000-000	CO 2016-CURRENT TAXES-REAL PROPERTY	\$ -
1450-311-12-000-000	CO 2016-DELINQUENT TAXES-REAL PROPERTY	60,000.00
1450-319-11-000-000	CO 2016-CURRENT P&I-REAL PROPERTY	-
1450-319-12-000-000	CO 2016-DELINQUENT P&I-REAL PROPERTY	25,000.00
	Total Taxes	<hr/> 85,000.00
Other:		
1450-361-10-000-000	CO 2016-INTEREST EARNINGS	-
	Total Other	<hr/> -
	Total Estimated Revenues and Other Financing Sources	<hr/> <hr/> \$ 85,000.00
Appropriations and Other Financing Uses:		
Debt Service:		
1450-471-10-000-000	CO 2016-BOND PRINCIPAL	\$ 1,190,000.00
1450-472-10-000-000	CO 2016-BOND INTEREST	1,362,150.00
1450-475-00-000-000	CO 2016-FISCAL AGENT FEES	750.00
	Total Debt Service	<hr/> 2,552,900.00
	Total Appropriations and Other Financing Uses	<hr/> <hr/> \$ 2,552,900.00

2020 Department Request	2019 Original Budget	7/31/2019 Adjusted Budget	Estimated Increase (Decrease)	Estimated 2019 Final Budget	2018 Actual
\$ -	\$ 2,377,591.00	\$ 2,377,591.00	\$ 15,000.00	\$ 2,392,591.00	\$ 2,398,393.59
-	62,000.00	62,000.00	(12,000.00)	50,000.00	46,342.68
-	31,742.00	31,742.00	(2,000.00)	29,742.00	39,486.10
-	26,000.00	26,000.00	(6,000.00)	20,000.00	19,826.71
-	2,497,333.00	2,497,333.00	(5,000.00)	2,492,333.00	2,504,049.08
-	-	-	19,341.77	19,341.77	21,543.49
-	-	-	19,341.77	19,341.77	21,543.49
\$ -	\$ 2,497,333.00	\$ 2,497,333.00	\$ 14,341.77	\$ 2,511,674.77	\$ 2,525,592.57
\$ -	\$ 1,135,000.00	\$ 1,135,000.00	\$ -	\$ 1,135,000.00	\$ 1,090,000.00
-	1,418,900.00	1,418,900.00	-	1,418,900.00	1,462,500.00
-	1,500.00	1,500.00	(750.00)	750.00	1,500.00
-	2,555,400.00	2,555,400.00	(750.00)	2,554,650.00	2,554,000.00
\$ -	\$ 2,555,400.00	\$ 2,555,400.00	\$ (750.00)	\$ 2,554,650.00	\$ 2,554,000.00

Certificates of Obligation, Series 2017

		2020 Budget
		<hr/>
Estimated Revenues and Other Financing Sources:		
Taxes:		
1451-311-11-000-000	CO 2017-CURRENT TAXES-REAL PROPERTY	\$ -
1451-311-12-000-000	CO 2017-DELINQUENT TAXES-REAL PROPERTY	35,000.00
1451-319-11-000-000	CO 2017-CURRENT P&I-REAL PROPERTY	-
1451-319-12-000-000	CO 2017-DELINQUENT P&I-REAL PROPERTY	15,000.00
	Total Taxes	<hr/> 50,000.00
Other:		
1451-361-10-000-000	CO 2017-INTEREST EARNINGS	-
	Total Other	<hr/> -
	Total Estimated Revenues and Other Financing Sources	<hr/> \$ 50,000.00 <hr/>
Appropriations and Other Financing Uses:		
Debt Service:		
1451-471-10-000-000	CO 2017-BOND PRINCIPAL	\$ 970,000.00
1451-472-10-000-000	CO 2017-BOND INTEREST	1,275,050.00
1451-475-00-000-000	CO 2017-FISCAL AGENT FEES	750.00
	Total Debt Service	<hr/> 2,245,800.00
	Total Appropriations and Other Financing Uses	<hr/> \$ 2,245,800.00 <hr/>

2020 Department Request	2019 Original Budget	7/31/2019 Adjusted Budget	Estimated Increase (Decrease)	Estimated 2019 Final Budget	2018 Actual
\$ -	\$ 1,808,309.00	\$ 1,808,309.00	\$ 15,000.00	\$ 1,823,309.00	\$ 2,625,268.67
-	32,000.00	32,000.00	(12,000.00)	20,000.00	-
-	24,142.00	24,142.00	(4,000.00)	20,142.00	43,221.30
-	13,000.00	13,000.00	(3,000.00)	10,000.00	-
-	1,877,451.00	1,877,451.00	(4,000.00)	1,873,451.00	2,668,489.97
-	-	-	16,036.95	16,036.95	16,221.21
-	-	-	16,036.95	16,036.95	16,221.21
\$ -	\$ 1,877,451.00	\$ 1,877,451.00	\$ 12,036.95	\$ 1,889,487.95	\$ 2,684,711.18
\$ -	\$ 615,000.00	\$ 615,000.00	\$ -	\$ 615,000.00	\$ 660,000.00
-	1,305,800.00	1,305,800.00	-	1,305,800.00	1,328,499.44
-	1,500.00	1,500.00	(750.00)	750.00	-
-	1,922,300.00	1,922,300.00	(750.00)	1,921,550.00	1,988,499.44
\$ -	\$ 1,922,300.00	\$ 1,922,300.00	\$ (750.00)	\$ 1,921,550.00	\$ 1,988,499.44

Certificates of Obligation, Series 2018A

		2020 Budget
		<hr/>
Estimated Revenues and Other Financing Sources:		
Taxes:		
1452-311-11-000-000	CO 2018A-CURRENT TAXES-REAL PROPERTY	\$ -
1452-311-12-000-000	CO 2018A-DELINQUENT TAXES-REAL PROPERTY	135,000.00
1452-319-11-000-000	CO 2018A-CURRENT P&I-REAL PROPERTY	-
1452-319-12-000-000	CO 2018A-DELINQUENT P&I-REAL PROPERTY	57,000.00
	Total Taxes	<hr/> 192,000.00
Other:		
1452-361-10-000-000	CO 2018A-INTEREST EARNINGS	-
	Total Other	<hr/> -
Other Financing Sources:		
1452-391-01-000-100	TRANSFERS IN-GENERAL FUND	1,245,622.04
	Total Other Financing Sources	<hr/> 1,245,622.04
	Total Estimated Revenues and Other Financing Sources	<hr/> \$ 1,437,622.04 <hr/>
Appropriations and Other Financing Uses:		
Debt Service:		
1452-471-10-000-000	CO 2018A-BOND PRINCIPAL	\$ -
1452-472-10-000-000	CO 2018A-BOND INTEREST	5,479,700.00
1452-475-00-000-000	CO 2018A-FISCAL AGENT FEES	1,500.00
	Total Debt Service	<hr/> 5,481,200.00
	Total Appropriations and Other Financing Uses	<hr/> \$ 5,481,200.00 <hr/>

2020 Department Request	2019 Original Budget	7/31/2019 Adjusted Budget	Estimated Increase (Decrease)	Estimated 2019 Final Budget	2018 Actual
\$ -	\$ 3,951,489.00	\$ 3,951,489.00	\$ 39,990.19	\$ 3,991,479.19	\$ -
-	-	-	-	-	-
-	52,755.00	52,755.00	(4,000.00)	48,755.00	-
-	-	-	-	-	-
-	4,004,244.00	4,004,244.00	35,990.19	4,040,234.19	-
-	-	-	20,834.59	20,834.59	-
-	-	-	20,834.59	20,834.59	-
-	3,644,329.00	3,644,329.00	-	3,644,329.00	-
-	3,644,329.00	3,644,329.00	-	3,644,329.00	-
\$ -	\$ 7,648,573.00	\$ 7,648,573.00	\$ 56,824.78	\$ 7,705,397.78	\$ -
\$ -	\$ -	\$ -	\$ -	\$ -	\$ -
-	4,535,973.88	4,535,973.88	-	4,535,973.88	-
-	1,500.00	1,500.00	-	1,500.00	-
-	4,537,473.88	4,537,473.88	-	4,537,473.88	-
\$ -	\$ 4,537,473.88	\$ 4,537,473.88	\$ -	\$ 4,537,473.88	\$ -

Certificates of Obligation, Series 2018B

		2020 Budget
		<hr/>
Estimated Revenues and Other Financing Sources:		
Taxes:		
1453-311-11-000-000	CO 2018B-CURRENT TAXES-REAL PROPERTY	\$ -
1453-311-12-000-000	CO 2018B-DELINQUENT TAXES-REAL PROPERTY	18,000.00
1453-319-11-000-000	CO 2018B-CURRENT P&I-REAL PROPERTY	-
1453-319-12-000-000	CO 2018B-DELINQUENT P&I-REAL PROPERTY	7,000.00
	Total Taxes	<hr/> 25,000.00
Other:		
1453-361-10-000-000	CO 2018B-INTEREST EARNINGS	-
	Total Other	<hr/> -
	Total Estimated Revenues and Other Financing Sources	<hr/> \$ 25,000.00 <hr/>
Appropriations and Other Financing Uses:		
Debt Service:		
1453-471-10-000-000	CO 2018B-BOND PRINCIPAL	\$ 810,000.00
1453-472-10-000-000	CO 2018B-BOND INTEREST	1,215,050.00
1453-475-00-000-000	CO 2018B-FISCAL AGENT FEES	1,500.00
	Total Debt Service	<hr/> 2,026,550.00
	Total Appropriations and Other Financing Uses	<hr/> \$ 2,026,550.00 <hr/>

2020 Department Request	2019 Original Budget	7/31/2019 Adjusted Budget	Estimated Increase (Decrease)	Estimated 2019 Final Budget	2018 Actual
\$ -	\$ 1,607,385.00	\$ 1,607,385.00	\$ 10,000.00	\$ 1,617,385.00	\$ -
-	-	-	-	-	-
-	21,460.00	21,460.00	(2,000.00)	19,460.00	-
-	-	-	-	-	-
-	1,628,845.00	1,628,845.00	8,000.00	1,636,845.00	-
-	-	-	7,766.47	7,766.47	-
-	-	-	7,766.47	7,766.47	-
\$ -	\$ 1,628,845.00	\$ 1,628,845.00	\$ 15,766.47	\$ 1,644,611.47	\$ -
\$ -	\$ -	\$ -	\$ -	\$ -	\$ -
-	1,005,791.38	1,005,791.38	-	1,005,791.38	-
-	1,500.00	1,500.00	-	1,500.00	-
-	1,007,291.38	1,007,291.38	-	1,007,291.38	-
\$ -	\$ 1,007,291.38	\$ 1,007,291.38	\$ -	\$ 1,007,291.38	\$ -

Limited Tax Refunding Bonds, Taxable Series 2018C

		2020 Budget
		<hr/>
Estimated Revenues and Other Financing Sources:		
Taxes:		
1454-311-11-000-000	LTRB TAXABLE 2018C-CURRENT TAXES-REAL PROP	\$ -
1454-311-12-000-000	LTRB TAXABLE 2018C-DELINQUENT TAXES-REAL PROP	16,000.00
1454-319-11-000-000	LTRB TAXABLE 2018C-CURRENT P&I-REAL PROP	-
1454-319-12-000-000	LTRB TAXABLE 2018C-DELINQUENT P&I-REAL PROP	7,000.00
	Total Taxes	<hr/> 23,000.00
Other:		
1454-361-10-000-000	LTRB TAXABLE 2018C-INTEREST EARNINGS	-
	Total Other	<hr/> -
Other Financing Sources:		
1454-393-50-000-000	LTRB TAXABLE 2018C-BOND PROCEEDS	-
1454-393-60-000-000	LTRB TAXABLE 2018C-BOND PREMIUM	-
	Total Other Financing Sources	<hr/> -
	Total Estimated Revenues and Other Financing Sources	<hr/> <hr/> \$ 23,000.00
Appropriations and Other Financing Uses:		
Debt Service:		
1454-471-10-000-000	LTRB TAXABLE 2018C-BOND PRINCIPAL	\$ -
1454-472-10-000-000	LTRB TAXABLE 2018C-BOND INTEREST	920,705.50
1454-475-00-000-000	LTRB TAXABLE 2018C-FISCAL AGENT FEES	1,500.00
1454-476-00-000-000	LTRB TAXABLE 2018C-ISSUANCE COSTS	-
	Total Debt Service	<hr/> 922,205.50
Other Financing Uses:		
1454-492-00-000-000	LTRB TAXABLE 2018C-PMT TO REF BND ESCROW	-
	Total Other Financing Uses	<hr/> -
	Total Appropriations and Other Financing Uses	<hr/> <hr/> \$ 922,205.50

2020 Department Request	2019 Original Budget	7/31/2019 Adjusted Budget	Estimated Increase (Decrease)	Estimated 2019 Final Budget	2018 Actual
\$ -	\$ 1,439,950.00	\$ 1,439,950.00	\$ 10,000.00	\$ 1,449,950.00	\$ -
-	-	-	-	-	-
-	19,224.00	19,224.00	(1,000.00)	18,224.00	-
-	-	-	-	-	-
-	1,459,174.00	1,459,174.00	9,000.00	1,468,174.00	-
-	-	-	8,315.36	8,315.36	-
-	-	-	8,315.36	8,315.36	-
-	-	-	-	-	23,200,000.00
-	-	-	-	-	-
-	-	-	-	-	23,200,000.00
\$ -	\$ 1,459,174.00	\$ 1,459,174.00	\$ 17,315.36	\$ 1,476,489.36	\$ 23,200,000.00
\$ -	\$ -	\$ -	\$ -	\$ -	\$ -
-	762,139.55	762,139.55	-	762,139.55	-
-	1,500.00	1,500.00	-	1,500.00	-
-	-	-	-	-	296,038.55
-	763,639.55	763,639.55	-	763,639.55	296,038.55
-	-	-	-	-	22,896,146.57
-	-	-	-	-	22,896,146.57
\$ -	\$ 763,639.55	\$ 763,639.55	\$ -	\$ 763,639.55	\$ 23,192,185.12

Certificates of Obligation, Series 2019A

		2020 Budget
		<hr/>
Estimated Revenues and Other Financing Sources:		
Taxes:		
1455-311-11-000-000	CO 2019A-CURRENT TAXES-REAL PROP	\$ -
1455-311-12-000-000	CO 2019A-DELINQUENT TAXES-REAL PROP	-
1455-319-11-000-000	CO 2019A-CURRENT P&I-REAL PROP	-
1455-319-12-000-000	CO 2019A-DELINQUENT P&I-REAL PROP	-
	Total Taxes	<hr/> -
Other:		
1455-361-10-000-000	CO 2019A-INTEREST EARNINGS	-
	Total Other	<hr/> -
Other Financing Sources:		
1455-391-01-000-401	TRANSFERS IN-NOTES PAYABLE	-
1455-391-01-000-442	TRANSFERS IN-CO 2010AB	-
1455-393-50-000-000	CO 2019A-BOND PROCEEDS	-
1455-393-60-000-000	CO 2019A-BOND PREMIUM	-
	Total Other Financing Sources	<hr/> -
	Total Estimated Revenues and Other Financing Sources	<hr/> <hr/> \$ -
Appropriations and Other Financing Uses:		
Debt Service:		
1455-471-10-000-000	CO 2019A-BOND PRINCIPAL	\$ 765,000.00
1455-472-10-000-000	CO 2019A-BOND INTEREST	1,139,950.00
1455-475-00-000-000	CO 2019A-FISCAL AGENT FEES	1,500.00
	Total Debt Service	<hr/> 1,906,450.00
	Total Appropriations and Other Financing Uses	<hr/> <hr/> \$ 1,906,450.00

2020 Department Request	2019 Original Budget	7/31/2019 Adjusted Budget	Estimated Increase (Decrease)	Estimated 2019 Final Budget	2018 Actual
\$ -	\$ -	\$ -	\$ -	\$ -	\$ -
-	-	-	-	-	-
-	-	-	-	-	-
-	-	-	-	-	-
-	-	-	203.03	203.03	-
-	-	-	203.03	203.03	-
-	-	16,781.33	-	16,781.33	-
-	-	157,377.72	-	157,377.72	-
-	-	-	-	-	-
-	-	-	-	-	-
-	-	174,159.05	-	174,159.05	-
\$ -	\$ -	\$ 174,159.05	\$ 203.03	\$ 174,362.08	\$ -
\$ -	\$ -	\$ -	\$ -	\$ -	\$ -
-	-	174,159.05	-	174,159.05	-
-	-	-	-	-	-
-	-	174,159.05	-	174,159.05	-
\$ -	\$ -	\$ 174,159.05	\$ -	\$ 174,159.05	\$ -

Limited Tax Refunding Bonds, Series 2019B

		2020 Budget
		<hr/>
Estimated Revenues and Other Financing Sources:		
Taxes:		
1456-311-11-000-000	LTRB 2019B-CURRENT TAXES-REAL PROP	\$ -
1456-311-12-000-000	LTRB 2019B-DELINQUENT TAXES-REAL PROP	25,000.00
1456-319-11-000-000	LTRB 2019B-CURRENT P&I-REAL PROP	-
1456-319-12-000-000	LTRB 2019B-DELINQUENT P&I-REAL PROP	11,000.00
	Total Taxes	<hr/> 36,000.00
Other:		
1456-361-10-000-000	LTRB 2019B-INTEREST EARNINGS	-
	Total Other	<hr/> -
Other Financing Sources:		
1456-391-01-000-441	TRANSFERS IN-CO 2009BC	-
1456-391-01-000-442	TRANSFERS IN-CO 2010AB	-
1456-393-50-000-000	LTRB 2019B-BOND PROCEEDS	-
1456-393-60-000-000	LTRB 2019B-BOND PREMIUM	-
	Total Other Financing Sources	<hr/> -
	Total Estimated Revenues and Other Financing Sources	<hr/> \$ 36,000.00 <hr/>
Appropriations and Other Financing Uses:		
Debt Service:		
1456-471-10-000-000	LTRB 2019B-BOND PRINCIPAL	\$ -
1456-472-10-000-000	LTRB 2019B-BOND INTEREST	1,032,250.00
1456-475-00-000-000	LTRB 2019B-FISCAL AGENT FEES	1,500.00
1456-476-00-000-000	LTRB 2019B-ISSUANCE COSTS	-
1456-477-00-000-000	LTRB 2019B-ADVANCE REFUNDING ESCROW	-
	Total Debt Service	<hr/> 1,033,750.00
Other Financing Uses:		
1456-492-00-000-000	LTRB 2019B-PMT TO REF BND ESCROW	-
	Total Other Financing Uses	<hr/> -
	Total Appropriations and Other Financing Uses	<hr/> \$ 1,033,750.00 <hr/>

2020 Department Request	2019 Original Budget	7/31/2019 Adjusted Budget	Estimated Increase (Decrease)	Estimated 2019 Final Budget	2018 Actual
\$ -	\$ -	\$ -	\$ -	\$ -	\$ -
-	-	-	-	-	-
-	-	-	-	-	-
-	-	-	-	-	-
-	-	-	-	-	-
-	-	354,088.76	-	354,088.76	-
-	-	98,616.10	-	98,616.10	-
-	-	20,645,000.00	-	20,645,000.00	-
-	-	4,006,678.35	-	4,006,678.35	-
-	-	25,104,383.21	-	25,104,383.21	-
\$ -	\$ -	\$ 25,104,383.21	\$ -	\$ 25,104,383.21	\$ -
\$ -	\$ -	\$ -	\$ -	\$ -	\$ -
-	-	157,704.86	-	157,704.86	-
-	-	-	-	-	-
-	-	279,492.13	-	279,492.13	-
-	-	295,000.00	-	295,000.00	-
-	-	732,196.99	-	732,196.99	-
-	-	24,372,186.22	-	24,372,186.22	-
-	-	24,372,186.22	-	24,372,186.22	-
\$ -	\$ -	\$ 25,104,383.21	\$ -	\$ 25,104,383.21	\$ -



ENTERPRISE FUNDS

Sanitary Landfill and Resource Recovery Fund

		2020 Budget
		<u> </u>
Estimated Revenues and Other Financing Sources:		
Other:		
2101-361-10-000-000	LANDFILL-INTEREST EARNINGS	\$ -
	Total Other	<u>-</u>
Other Financing Sources:		
2101-397-00-000-000	LANDFILL-CAPITAL CONTRIBUTION	-
	Total Other Financing Sources	<u>-</u>
	Total Estimated Revenues and Other Financing Sources	<u><u>\$ -</u></u>
Appropriations and Other Financing Uses:		
Sanitation:		
2101-432-00-123-015	PCT3 LANDFILL CLOSURE	\$ -
2101-432-00-124-016	PCT4 LANDFILL CLOSURE	-
	Total Sanitation	<u>-</u>
	Total Appropriations and Other Financing Uses	<u><u>\$ -</u></u>

2020 Department Request	2019 Original Budget	7/31/2019 Adjusted Budget	Estimated Increase (Decrease)	Estimated 2019 Final Budget	2018 Actual
\$ -	\$ -	\$ -	\$ 5,000.00	\$ 5,000.00	\$ 6,615.43
-	-	-	5,000.00	5,000.00	6,615.43
-	-	-	-	-	-
-	-	-	-	-	-
\$ -	\$ -	\$ -	\$ 5,000.00	\$ 5,000.00	\$ 6,615.43
\$ -	\$ -	\$ -	\$ -	\$ -	\$ 4,999.15
-	-	-	-	-	29,155.48
-	-	-	-	-	34,154.63
\$ -	\$ -	\$ -	\$ -	\$ -	\$ 34,154.63

Jail Commissary

		2020 Budget
		<hr/>
Estimated Revenues and Other Financing Sources:		
Other:		
2102-360-00-000-000	JAIL COMMISSARY-MISCELLANEOUS REVENUE	\$ -
2102-361-10-000-000	JAIL COMMISSARY-INTEREST EARNINGS	-
	Total Other	<hr/> -
Other Financing Sources:		
2102-391-03-000-426	TRANSFERS IN-JAIL COMMISSARY TRUST FUND	-
2102-392-10-000-000	JAIL COMMISSARY-SALE OF CAPITAL ASSETS	-
	Total Other Financing Sources	<hr/> -
	Total Estimated Revenues and Other Financing Sources	<hr/> <hr/> \$ -
Appropriations and Other Financing Uses:		
Corrections:		
2102-423-21-280-015	JAIL COMMISSARY	\$ -
	Total Corrections	<hr/> -
	Total Appropriations and Other Financing Uses	<hr/> <hr/> \$ -

2020 Department Request	2019 Original Budget	7/31/2019 Adjusted Budget	Estimated Increase (Decrease)	Estimated 2019 Final Budget	2018 Actual
\$ -	\$ -	\$ -	\$ 1,235.40	\$ 1,235.40	\$ 1,395.24
-	-	-	3,000.00	3,000.00	5,622.79
-	-	-	4,235.40	4,235.40	7,018.03
-	-	663,296.65	-	663,296.65	726,600.77
-	-	-	-	-	-
-	-	663,296.65	-	663,296.65	726,600.77
\$ -	\$ -	\$ 663,296.65	\$ 4,235.40	\$ 667,532.05	\$ 733,618.80
\$ -	\$ 542,382.00	\$ 780,469.68	\$ -	\$ 780,469.68	\$ 1,056,481.61
-	542,382.00	780,469.68	-	780,469.68	1,056,481.61
\$ -	\$ 542,382.00	\$ 780,469.68	\$ -	\$ 780,469.68	\$ 1,056,481.61

