



HIDALGO COUNTY TAX ASSESSOR-COLLECTOR



▣ STATEMENT OF REVENUE COLLECTIONS

COUNTY SERVICES

Most vehicle title and registration services:

- Initial registration (license plates and registration stickers)
- Registration renewals
- Vehicle title transfers
- Change of address on motor vehicle records
- Disabled person license plates and parking placards
- Duplicate registration receipt
- Temporary permits, such as 30-Day Permits and One-Trip Permits
- Exempt registration
- Specialty license plates



Registration and Title Summary Report

Motor Vehicle Transaction Services

JAN-DEC 2018

1	ANTIQU MOTORCYCLE PLT				23 PASSENGER AND TRUCK PLT	127,206
2	ANTIQU PLT	-	-	24 PERMIT PLATE	6	6
3	BLUE DISABLED PLACARD	19,264		25 PLATE STICKER	44,064	44,064
4	CITY BUS PLT	1		26 PRIVATE BUS PLATE	21	21
5	COMBINATION PLT	1,208		27 RED DISABLED PLACARD	2,477	2,477
6	COTTON PLT	7		28 SEASONAL AG PERMIT	71	71
7	DISABLED MOTORCYCLE PLT	6		29 SOIL CONSERVATION PLT	1	1
8	DISABLED PERSON PLT	1,591		30 SOIL CONSERVATION TRLR PLT	1	1
9	EXEMPT DOUBLE PLT	832		31 TOKEN TRAILER PLT	2,623	2,623
10	EXEMPT MOTORCYCLE PLT	2		32 TOW TRUCK PLT (LARGE)	58	58
11	EXEMPT SINGLE PLT	172		33 TRACTOR PLT	4	4
12	FARM TRK TRACTOR PLT	3		34 TRAVEL TRAILER PLT	2,035	2,035
13	FARM TRAILER PLT	679		35 TRAILER PLT	4,791	4,791
14	FARM TRUCK PLT	234		36 TRUCK PLATE	-	-
15	FORM 31-RTS	-		37 WINSHIELD STICKER	560,853	560,853
16	MACHINERY PLT	209		38 144-HR PERMIT	518	518
17	MILITARY VEHICLE PLT	-		39 30 DAY MOTORCYCLE PERMIT	7	7
18	MOPED PLT	2		40 30 DAY PERMIT	3,135	3,135
19	MOTOR BUS PLT	1		41 72-HOUR PERMIT	304	304
20	MOTORCYCLE PLT	1,026		TOTAL TRANSACTIONS:	774,135	774,135
21	ONE TRIP MC PERMIT	10				
22	ONE -TRIP PERMIT	713		TOTAL COLLECTIONS:	\$ 175,208,789.85	\$ 175,208,789.85

Registration and Title Summary Report

Motor Vehicle Transaction Services

JAN-JUN 2019

1	ANTIQU MOTORCYCLE PLT	-	23	PASSENGER AND TRUCK PLT	65,728
2	ANTIQU PLT	-	24	PERMIT PLATE	-
3	BLUE DISABLED PLACARD	9,982	25	PLATE STICKER	24,780
4	CITY BUS PLT	-	26	PRIVATE BUS PLATE	13
5	COMBINATION PLT	592	27	RED DISABLED PLACARD	1,373
6	COTTON PLT	-	28	SEASONAL AG PERMIT	38
7	DISABLED MOTORCYCLE PLT	2	29	SOIL CONSERVATION PLT	-
8	DISABLED PERSON PLT	737	30	SOIL CONSERVATION TRLR PLT	-
9	EXEMPT DOUBLE PLT	259	31	TOKEN TRAILER PLT	1,043
10	EXEMPT MOTORCYCLE PLT	2	32	TOW TRUCK PLT (LARGE)	27
11	EXEMPT SINGLE PLT	103	33	TRACTOR PLT	-
12	FARM TRK TRACTOR PLT	1	34	TRAVEL TRAILER PLT	1,215
13	FARM TRAILER PLT	354	35	TRAILER PLT	2,669
14	FARM TRUCK PLT	125	36	TRUCK PLATE	-
15	FORM 31-RTS	-	37	WINSHIELD STICKER	308,150
16	MACHINERY PLT	88	38	144-HR PERMIT	297
17	MILITARY VEHICLE PLT	-	39	30 DAY MOTORCYCLE PERMIT	10
18	MOPED PLT	1	40	30 DAY PERMIT	1,339
19	MOTOR BUS PLT	1	41	72-HOUR PERMIT	135
20	MOTORCYCLE PLT	581		TOTAL TRANSACTIONS:	420,007
21	ONE TRIP MC PERMIT	3			
22	ONE -TRIP PERMIT	359		TOTAL COLLECTIONS:	\$ 95,646,253.75

FEE CHART BREAKDOWN

WALK IN - MAIL IN - FLEET - IRP (PASSENGER-LESS/EOL_6000)

	RMA	County	State
Renewal Fee			
\$ 84.00			
Inspection Fee	\$ 7.50	\$ 7.50	
License Fee Commission	\$ 50.75	\$ 50.75	
Processing & Handling Fee	\$ 4.75	\$ 2.30	\$ 2.45
Reg Fee - DPS	\$ 1.00	\$ 1.00	\$ 1.00
County Road & Bridge	\$ 10.00	\$ 10.00	\$ -
County Mobility Fee	\$ 10.00	\$ -	\$ -
	\$ 10.00	\$ 12.30	\$ 61.70

Percentage Due to Entity 12% 15% 73%

	RMA	County	State
Title Fee			
\$ 28.00			
Title App Fee	\$ 13.00	\$ 5.00	\$ 8.00
Texas Mobility Fund	\$ 15.00	\$ -	\$ 15.00
	\$ -	\$ 5.00	\$ 23.00
Percentage Due to Entity	-	18%	82%

FEE CHART BREAKDOWN

WALK IN - MAIL IN - FLEET - IRP (TRUCK-LESS/EQL 1 TON)

Renewal Fee
\$ 87.25

	RMA	County	State
Inspection Fee			\$ 7.50
License Fee Commission			\$ 54.00
Processing & Handling Fee		\$ 2.30	\$ 2.45
Reg Fee - DPS			\$ 1.00
County Road & Bridge		\$ 10.00	\$ -
County Mobility Fee	\$ 10.00		\$ -
	\$ 10.00	\$ 12.30	\$ 64.95

Percentage Due to Entity

11%	14%	74%
-----	-----	-----

Title Fee
\$ 28.00

	RMA	County	State
Title App Fee		\$ 5.00	\$ 8.00
Texas Mobility Fund		-	\$ 15.00
	\$ -	\$ 5.00	\$ 23.00

Percentage Due to Entity

-	18%	82%
---	-----	-----

FEE CHART BREAKDOWN

ONLINE

Renewal Fee
\$ 83.00

	RMA	County	State
Inspection Fee			\$ 7.50
License Fee Commission			\$ 50.75
Processing & Handling Fee		\$ 0.25	\$ 3.50
Reg Fee - DPS			\$ 1.00
County Road & Bridge		\$ 10.00	\$ -
County Mobility Fee	\$ 10.00		\$ -
	\$ 10.00	\$ 10.25	\$ 62.75

Percentage Due to Entity

12% 12% 76%

FEE CHART BREAKDOWN

FULL SERVICE DEPUTY

		Full Service Deputy	RMA	County	State
Renewal Fee					
\$ 93.00					
Inspection Fee	\$ 7.50				\$ 7.50
License Fee Commission	\$ 50.75				\$ 50.75
Processing & Handling Fee	\$ 4.75	1.00	\$ 1.30		\$ 2.45
Reg Fee - DPS	\$ 1.00				\$ 1.00
County Road & Bridge	\$ 10.00		\$ 10.00		\$ -
County Mobility Fee	\$ 10.00				\$ -
Automation Fee	\$ -		\$ 10.00		\$ -
	\$ 84.00	1.00	\$ 10.00	\$ 11.30	\$ 61.70
Convenience Fee	\$ 9.00				\$ -
TOTAL FEE: \$ 93.00		\$ 10.00	\$ 10.00	\$ 11.30	\$ 61.70
Percentage Due to Entity		11%	11%	12%	66%
Title Fee			RMA	County	State
\$ 48.00					
Title App Fee	\$ 13.00			\$ 5.00	\$ 8.00
Texas Mobility Fund	\$ 15.00			-	\$ 15.00
	\$ 28.00		\$ -	\$ 5.00	\$ 23.00
Convenience Fee	\$ 20.00				\$ -
TOTAL FEE: \$ 48.00		\$ 20.00	\$ -	\$ 5.00	\$ 23.00
Percentage Due to Entity		42%	0%	10%	48%

FEE CHART BREAKDOWN

DEALER DEPUTY

	Dealer Deputy	RMA	County	State
Renewal Fee				
\$ 94.00				
Inspection Fee			\$ 7.50	\$ 7.50
License Fee Commission				\$ 50.75
Processing & Handling Fee		\$ 2.30		\$ 2.45
Reg Fee - DPS				\$ 1.00
County Road & Bridge		\$ 10.00		\$ -
County Mobility Fee	\$ 10.00		\$ 10.00	\$ -
	\$ -	\$ 10.00	\$ 12.30	\$ 61.70
Convenience Fee	\$ 10.00			\$ -
TOTAL FEE: \$ 94.00	\$ 10.00	\$ 10.00	\$ 12.30	\$ 61.70
Percentage Due to Entity	11%	11%	13%	66%

	RMA	County	State
Title Fee			
\$ 28.00			
Title App Fee		\$ 5.00	\$ 8.00
Texas Mobility Fund		-	\$ 15.00
	\$ -	\$ 5.00	\$ 23.00
Percentage Due to Entity	-	18%	82%

FEE CHART BREAKDOWN

LIMITED DEPUTY

Renewal Fee
\$ 84.00

	Limited Deputy	RMA	County	State
Inspection Fee				\$ 7.50
License Fee Commission				\$ 50.75
Processing & Handling Fee	1.00		\$ 1.30	\$ 2.45
Reg Fee - DPS				\$ 1.00
County Road & Bridge			\$ 10.00	\$ -
County Mobility Fee		\$ 10.00		\$ -
	\$ 1.00	\$ 10.00	\$ 11.30	\$ 61.70

Percentage Due to Entity

1%	12%	13%	73%
----	-----	-----	-----

**PABLO (PAUL) VILLARREAL, JR TAX ASSESSOR & COLLECTOR
STATEMENT OF REVENUE COLLECTED
FOR FISCAL YEAR 2018**

	2018	2017	Difference	% Increase -% Decrease
<u>MOTOR VEHICLE DEPARTMENT:</u>				
<u>AUTO FEES COLLECTED:</u>				
REGISTRATION G F - COMMISSIONS (GF)	1,877,904.20	1,751,645.40	126,258.80	7.21%
REGISTRATION ROAD & BRIDGE FUND (SRF)	360,000.00	360,000.00	0.00	0.00%
100% PYMT of 5% CREDIT OF SALES TAX (GF)	4,980,051.97	5,417,655.23	-437,603.26	-8.08%
ROAD & BRIDGE - ADDITIONAL \$10.00 (SRF)	6,226,580.00	5,926,890.00	299,690.00	5.06%
<u>TOTAL AUTO FEES COLLECTED</u>	13,444,536.17	13,456,190.63	-11,654.46	-0.09%
CERTIFICATE OF TITLE (* 194,767) (GF)	973,835.00	912,120.00	61,715.00	6.77%
BEER - WINE (GF)	236,070.25	138,443.50	97,626.75	70.52%
COUNTY BEER - WINE COMMISSIONS (GF)	22,077.75	12,879.50	9,198.25	71.42%
FRAUD INSPECTION FEE (GF)	0.00	2,960.00	-2,960.00	-100.00%
MISC-COPY FEES (GF)	120.50	416.50	-296.00	-71.07%
MISC-NSF CHARGE FEES (GF)	5,347.00	5,770.02	-423.02	-7.33%
CITY SCOFFLAW FEES (GF)	171,953.22	200,285.80	-28,332.58	-14.15%
TITLE SERVICE LICENSE (GF)	0.00	8,000.00	-8,000.00	-100.00%
TITLE SERVICE RUNNER LICENSE (GF)	2,000.00	3,500.00	-1,500.00	-42.86%
TITLE SERVICE LICENSE RENEWAL (GF)	2,000.00	0.00	2,000.00	#DIV/0!
INTERST EARNED (GF)	99,576.19	20,606.82	78,969.37	383.22%
<u>TOTAL COUNTY COLLECTIONS</u>	14,957,516.08	14,761,172.77	196,343.31	1.33%
<u>REGIONAL MOBILITY AUTHORITY</u>				
RMA - COUNTY MOBILITY FEE	6,226,650.00	5,926,860.00	299,790.00	5.06%
<u>TOTAL COUNTY COLLECTIONS AND RMA</u>	21,184,166.08	20,688,032.77	496,133.31	2.40%

(GF) GENERAL FUND
(SRF) SPECIAL REVENUE FUND
* DENOTES TOTAL QUANTITY PROCESSED IN 2018

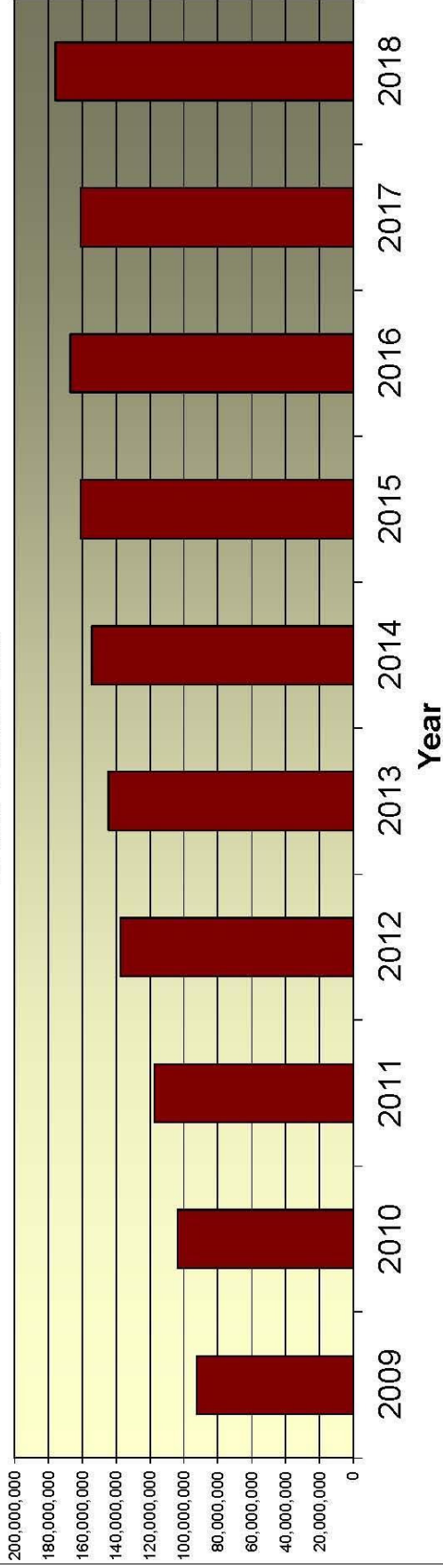
PABLO (PAUL) VILLARREAL, JR TAX ASSESSOR & COLLECTOR
STATEMENT OF REVENUE COLLECTED
FOR FISCAL YEAR 2018

	2018	2017	Difference	% Increase -% Decrease
<u>MOTOR VEHICLE DEPARTMENT:</u>				
<u>FEES COLLECTED FOR STATE:</u>				
REGISTRATION	41,177,188.14	38,773,061.70	2,404,126.44	6.20%
CERTIFICATE OF TITLE (* 194,767)	1,558,136.00	1,459,392.00	98,744.00	6.77%
REBUILT FEE (* 16,194)	1,052,610.00	1,003,535.00	49,075.00	4.89%
SALES TAX	105,756,741.15	94,148,532.44	11,608,208.71	12.33%
SPECIAL PLATES	204,603.58	162,817.69	41,785.89	25.66%
INSPECTION FEE	4,802,900.10	4,550,063.15	252,836.95	5.56%
FARMER'S FUND	6,150.00	6,080.00	70.00	1.15%
<u>TOTAL STATE COLLECTIONS</u>	154,558,328.97	140,103,481.98	14,454,846.99	10.32%

TOTAL MOTOR VEHICLE DEPT. REVENUE **175,742,495.05** **160,791,514.75** **14,950,980.30** **9.30%**

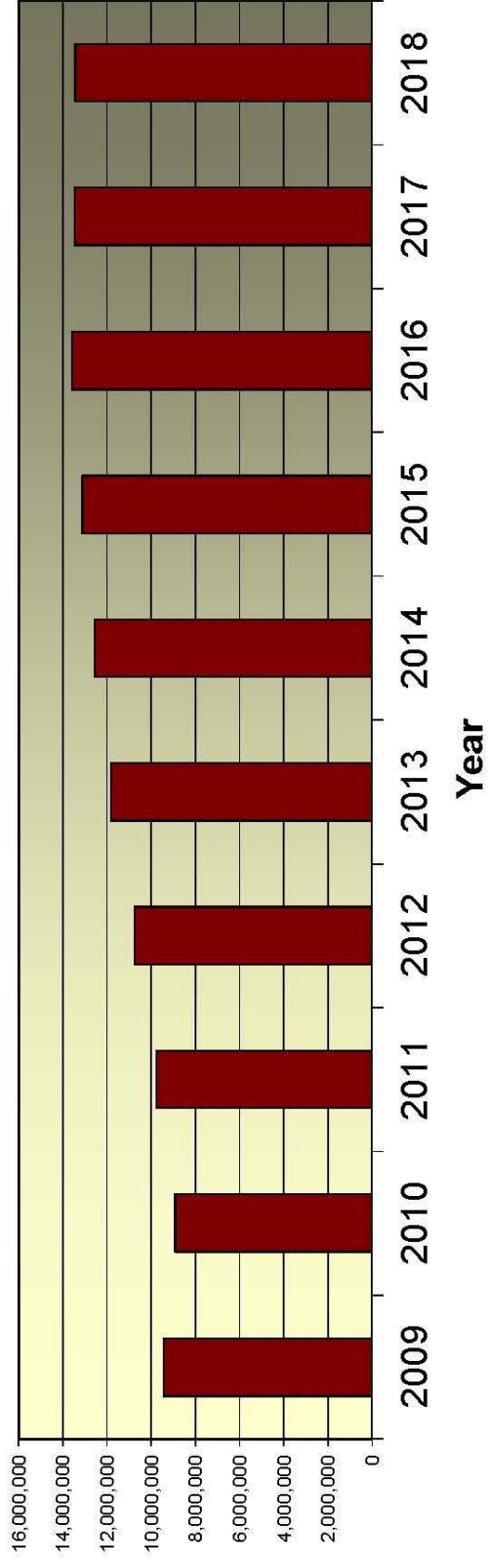
* DENOTES TOTAL QUANTITY PROCESSED IN 2018

Motor Vehicle Registration Gross Collections



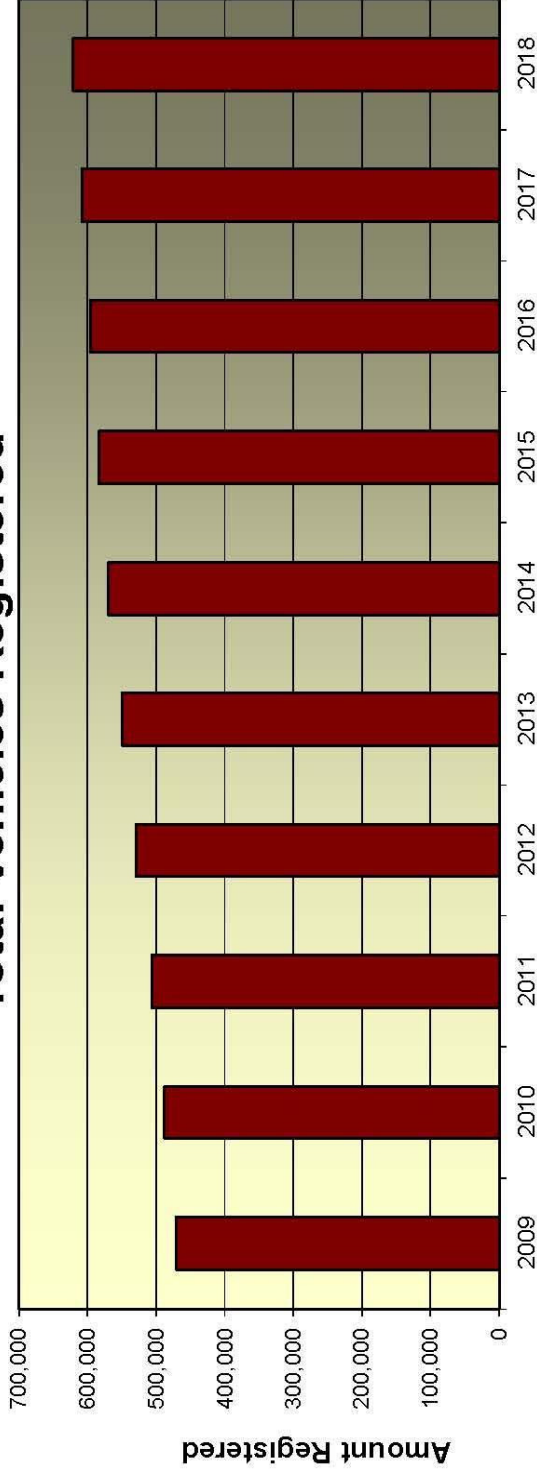
	2009	2010	2011	2012	2013	2014	2015	2016	2017	2018
Gross Collections	92,513,416	103,922,453	117,389,065	137,268,438	144,735,132	154,472,680	160,992,186	167,224,974	160,791,515	175,742,493
Annual Increase		11,409,037	13,466,612	19,879,373	7,466,694	9,737,548	6,519,506	6,232,788	-6,433,460	14,950,978
Annual % Increase		12.33%	12.96%	16.93%	5.44%	6.73%	4.22%	3.87%	-3.85%	9.30%
Total Increase to 2008		11,409,037	24,875,649	44,755,022	52,221,716	61,959,264	68,478,770	74,711,558	68,278,099	83,229,077
Total % Increase 2008		12.33%	26.89%	48.38%	56.45%	66.97%	74.02%	80.76%	73.80%	89.96%

Motor Vehicle Registration Net Commissions & Fees



	2009	2010	2011	2012	2013	2014	2015	2016	2017	2018
Net Comm. & Fees	9,439,309	8,925,194	9,767,927	10,751,862	11,833,487	12,555,127	13,099,611	13,567,092	13,456,191	13,444,536
Annual Increase		-514,115	842,733	983,935	1,081,625	721,640	544,485	467,480	-110,901	-11,655
Percent Increase		-5.45%	9.44%	10.07%	10.06%	6.10%	4.34%	3.57%	-0.82%	-0.09%
Total Increase to 2009		-514,115	328,618	1,312,553	2,394,178	3,115,818	3,660,302	4,127,783	4,016,882	4,005,227
Total% Increase to 2009		-5.45%	3.48%	13.91%	25.36%	33.01%	38.78%	43.73%	42.55%	42.43%

**Hidalgo County
Tax Assessor Collector
Department of Motor Vehicle
Total Vehicles Registered**



Year Registered

	2009	2010	2011	2012	2013	2014	2015	2016	2017	2018
No. Veh. Reg.	470,371	488,215	505,523	529,102	549,205	568,966	583,042	595,640	608,697	620,957
Increase	8,320	17,844	17,308	23,579	20,103	19,761	14,076	12,598	13,057	12,260
Percent Increase	1.80%	3.79%	3.55%	4.66%	3.80%	3.60%	2.47%	2.16%	2.19%	2.01%
Total Increase to 2009		17,844	35,152	58,731	78,834	98,595	112,671	125,269	138,326	150,586
Total% Increase to 2009		3.79%	7.47%	12.49%	16.76%	20.96%	23.95%	26.63%	29.41%	32.01%
# of Employees	72	72	72	72	75	83	82	82	82	82
Vehicles Per Employee	6533	6781	7021	7349	7323	6855	7110	7264	7423	7573

**EXPRESS
LANE
RENEWALS
ONLY**

**EXPRESS
LANE
RENEWAL
ONLY**

**RENEWAL
ONLY**

MOTOR VEHICLES

**QUIET
PLEASE!
LISTEN FOR
YOUR NUMBER!**

**STILLAGE
DROPS IN**

**DE PASADOS
DE TEXAS**

TEXAS



THANK YOU

