



# HIDALGO COUNTY TAX ASSESSOR-COLLECTOR



▣ STATEMENT OF  
REVENUE COLLECTIONS

# COUNTY SERVICES

Most vehicle title and registration services:

- Initial registration (license plates and registration stickers)
- Registration renewals
- Vehicle title transfers
- Change of address on motor vehicle records
- Disabled person license plates and parking placards
- Duplicate registration receipt
- Temporary permits, such as 30-Day Permits and One-Trip Permits
- Exempt registration
- Specialty license plates



# Registration and Title Summary Report

## Motor Vehicle Transaction Services

### JAN-DEC 2019

1	ANTIQUE MOTORCYCLE PLT	-	23	PASSENGER AND TRUCK PLT	126,338
2	ANTIQUE PLT	-	24	PERMIT PLATE	1
3	BLUE DISABLED PLACARD	20,203	25	PLATE STICKER	45,093
4	CITY BUS PLT	-	26	PRIVATE BUS PLATE	22
5	COMBINATION PLT	1,001	27	RED DISABLED PLACARD	2,785
6	COTTON PLT	4	28	SEASONAL AG PERMIT	81
7	DISABLED MOTORCYCLE PLT	4	29	SOIL CONSERVATION PLT	-
8	DISABLED PERSON PLT	1,514	30	SOIL CONSERVATION TRLR PLT	-
9	EXEMPT DOUBLE PLT	634	31	TOKEN TRAILER PLT	2,015
10	EXEMPT MOTORCYCLE PLT	5	32	TOW TRUCK PLT (LARGE)	59
11	EXEMPT SINGLE PLT	144	33	TRACTOR PLT	-
12	FARM TRK TRACTOR PLT	3	34	TRAVEL TRAILER PLT	2,196
13	FARM TRAILER PLT	683	35	TRAILER PLT	5,003
14	FARM TRUCK PLT	218	36	TRUCK PLATE	-
15	FORM 31-RTS	-	37	WINSHIELD STICKER	575,598
16	MACHINERY PLT	104	38	144-HR PERMIT	468
17	MILITARY VEHICLE PLT	-	39	30 DAY MOTORCYCLE PERMIT	15
18	MOPED PLT	3	40	30 DAY PERMIT	2,669
19	MOTOR BUS PLT	2	41	72-HOUR PERMIT	270
20	MOTORCYCLE PLT	1,008		<b>TOTAL TRANSACTIONS:</b>	<b>788,816</b>
21	ONE TRIP MC PERMIT	6			
22	ONE -TRIP PERMIT	667		<b>TOTAL COLLECTIONS:</b>	<b>\$ 183,123,623.84</b>

**PABLO (PAUL) VILLARREAL, JR TAX ASSESSOR & COLLECTOR**  
**STATEMENT OF REVENUE COLLECTED**  
**FOR FISCAL YEAR 2019**

<u>MOTOR VEHICLE DEPARTMENT:</u>	2019	2018	Difference	% Increase -% Decrease
<u>AUTO FEES COLLECTED:</u>				
REGISTRATION G F - COMMISSIONS (GF)	1,888,148.07	1,877,904.20	10,243.87	0.55%
REGISTRATION ROAD & BRIDGE FUND (SRF)	360,000.00	360,000.00	0.00	0.00%
100% PYMT of 5% CREDIT OF SALES TAX (GF)	5,548,435.76	4,980,051.97	568,383.79	11.41%
ROAD & BRIDGE - ADDITIONAL \$10.00 (SRF)	6,398,020.00	6,226,580.00	171,440.00	2.75%
<u>TOTAL AUTO FEES COLLECTED</u>	<u>14,194,603.83</u>	<u>13,444,536.17</u>	<u>750,067.66</u>	<u>5.58%</u>
CERTIFICATE OF TITLE * ( 196,361 ) (GF)	981,805.00	973,835.00	7,970.00	0.82%
BEER - WINE (GF)	189,624.75	236,070.25	-46,445.50	-19.67%
COUNTY BEER - WINE COMMISSIONS (GF)	16,777.25	22,077.75	-5,300.50	-24.01%
FRAUD INSPECTION FEE (GF)	5,160.00	0.00	5,160.00	#DIV/0!
MISC-COPY FEES (GF)	29.00	120.50	-91.50	-75.93%
MISC-NSF CHARGE FEES (GF)	4,735.00	5,347.00	-612.00	-11.45%
CITY SCOFFLAW FEES (GF)	188,329.37	171,953.22	16,376.15	9.52%
TITLE SERVICE LICENSE (GF)	2,000.00	0.00	2,000.00	#DIV/0!
TITLE SERVICE RUNNER LICENSE (GF)	4,700.00	2,000.00	2,700.00	135.00%
TITLE SERVICE LICENSE RENEWAL (GF)	2,800.00	2,000.00	800.00	40.00%
INTERST EARNED ( COUNTY PORTION ) (GF)	77,044.39	99,576.19	-22,531.80	-22.63%
<u>TOTAL COUNTY COLLECTIONS</u>	<u>15,667,608.59</u>	<u>14,957,516.08</u>	<u>710,092.51</u>	<u>4.75%</u>
<u>REGIONAL MOBILITY AUTHORITY</u>				
RMA - COUNTY MOBILITY FEE	6,398,030.00	6,226,650.00	171,380.00	2.75%
<u>TOTAL COUNTY COLLECTIONS AND RMA</u>	<u>22,065,638.59</u>	<u>21,184,166.08</u>	<u>881,472.51</u>	<u>4.16%</u>

(GF) GENERAL FUND

(SRF) SPECIAL REVENUE FUND

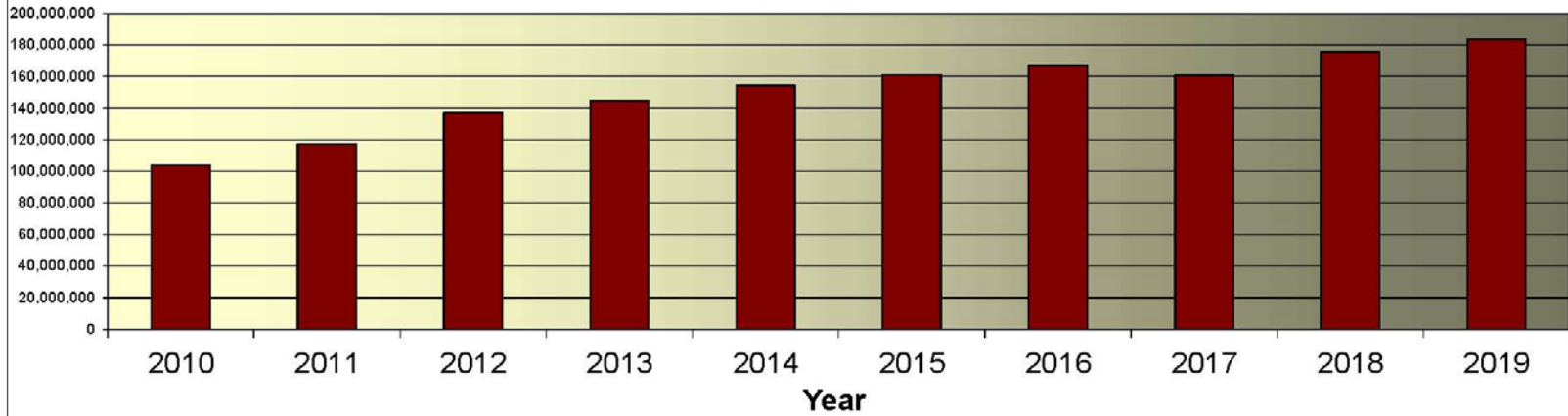
\* DENOTES TOTAL QUANTITY PROCESSED IN 2019

**PABLO (PAUL) VILLARREAL, JR TAX ASSESSOR & COLLECTOR  
STATEMENT OF REVENUE COLLECTED  
FOR FISCAL YEAR 2019**

<u>MOTOR VEHICLE DEPARTMENT:</u>	2019	2018	Difference	-% Decrease
<u>FEES COLLECTED FOR STATE:</u>				
REGISTRATION	42,282,394.68	41,177,188.14	1,105,206.54	2.68%
CERTIFICATE OF TITLE * ( 196,361 )	1,570,888.00	1,558,136.00	12,752.00	0.82%
REBUILT FEE * ( 15,500 )	1,007,500.00	1,052,610.00	-45,110.00	-4.29%
SALES TAX	111,511,034.95	105,756,741.15	5,754,293.80	5.44%
INTEREST EARNED ( STATE PORTION )	30,635.24	0.00	30,635.24	#DIV/0!
SPECIAL PLATES	206,630.53	204,601.58	2,028.95	0.99%
INSPECTION FEE	4,954,237.75	4,802,900.10	151,337.65	3.15%
FARMER'S FUND	6,085.00	6,150.00	-65.00	-1.06%
<u>TOTAL STATE COLLECTIONS</u>	<u>161,569,406.15</u>	<u>154,558,326.97</u>	<u>7,011,079.18</u>	<u>4.54%</u>
<b><u>TOTAL MOTOR VEHICLE DEPT. REVENUE</u></b>	<b><u>183,635,044.74</u></b>	<b><u>175,742,493.05</u></b>	<b><u>7,892,551.69</u></b>	<b><u>4.49%</u></b>

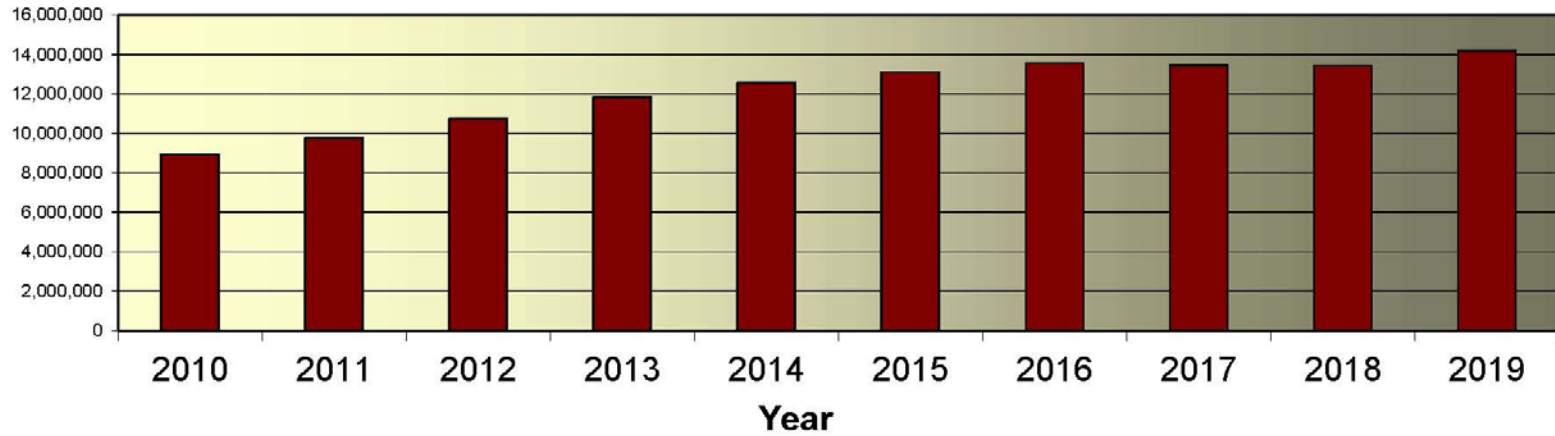
\* DENOTES TOTAL QUANTITY PROCESSED IN 2019

### Motor Vehicle Registration Gross Collections



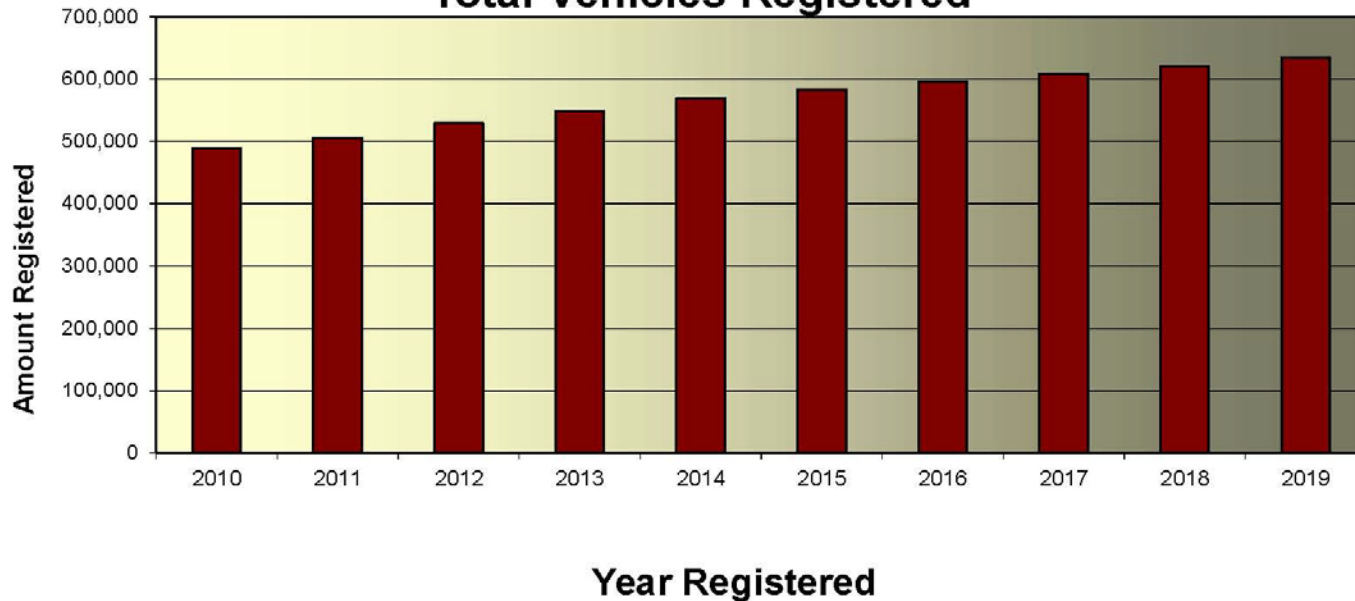
	2010	2011	2012	2013	2014	2015	2016	2017	2018	2019
<b>Gross Collections</b>	103,922,453	117,389,065	137,268,438	144,735,132	154,472,680	160,992,186	167,224,974	160,791,515	175,742,493	183,635,045
<b>Annual Increase</b>		13,466,612	19,879,373	7,466,694	9,737,548	6,519,506	6,232,788	-6,433,460	14,950,978	7,892,552
<b>Annual % Increase</b>		12.96%	16.93%	5.44%	6.73%	4.22%	3.87%	-3.85%	9.30%	4.49%
<b>Total Increase to 2010</b>		13,466,612	33,345,985	40,812,679	50,550,227	57,069,733	63,302,521	56,869,062	71,820,040	79,712,592
<b>Total % Increase 2010</b>		12.96%	32.09%	39.27%	48.64%	54.92%	60.91%	54.72%	69.11%	76.70%

### Motor Vehicle Registration Net Commissions & Fees



	2010	2011	2012	2013	2014	2015	2016	2017	2018	2019
<b>Net Comm. &amp; Fees</b>	<b>8,925,194</b>	<b>9,767,927</b>	<b>10,751,862</b>	<b>11,833,487</b>	<b>12,555,127</b>	<b>13,099,611</b>	<b>13,567,092</b>	<b>13,456,191</b>	<b>13,444,536</b>	<b>14,194,604</b>
Annual Increase		842,733	983,935	1,081,625	721,640	544,485	467,480	-110,901	-11,655	750,068
Percent Increase		9.44%	10.07%	10.06%	6.10%	4.34%	3.57%	-0.82%	-0.09%	5.58%
Total Increase to 2010		842,733	1,826,668	2,908,293	3,629,933	4,174,417	4,641,898	4,530,997	4,519,342	5,269,410
Total% Increase to 2010		9.44%	20.47%	32.59%	40.67%	46.77%	52.01%	50.77%	50.64%	59.04%

**Hidalgo County  
Tax Assessor Collector  
Department of Motor Vehicle  
Total Vehicles Registered**



	2010	2011	2012	2013	2014	2015	2016	2017	2018	2019
No. Veh. Reg.	488,215	505,523	529,102	549,205	568,966	583,042	595,640	608,697	620,957	634,068
Increase	17,844	17,308	23,579	20,103	19,761	14,076	12,598	13,057	12,260	13,111
Percent Increase	3.79%	3.55%	4.66%	3.80%	3.60%	2.47%	2.16%	2.19%	2.01%	2.11%
Total Increase to 2009	17,844	35,152	58,731	78,834	98,595	112,671	125,269	138,326	150,586	163,697
Total% Increase to 2009	3.79%	7.47%	12.49%	16.76%	20.96%	23.95%	26.63%	29.41%	32.01%	34.80%
# of Employees	72	72	72	75	83	82	82	82	82	82
Vehicles Per Employee	6781	7021	7349	7323	6855	7110	7264	7423	7573	7733

# Registration and Title Summary Report

## Motor Vehicle Transaction Services

### JAN-JUN 2020

1	ANTIQUE MOTORCYCLE PLT	-	23	PASSENGER AND TRUCK PLT	62,498
2	ANTIQUE PLT	-	24	PERMIT PLATE	1
3	BLUE DISABLED PLACARD	7,205	25	PLATE STICKER	23,614
4	CITY BUS PLT	-	26	PRIVATE BUS PLATE	7
5	COMBINATION PLT	372	27	RED DISABLED PLACARD	1,100
6	COTTON PLT	-	28	SEASONAL AG PERMIT	37
7	DISABLED MOTORCYCLE PLT	4	29	SOIL CONSERVATION PLT	-
8	DISABLED PERSON PLT	668	30	SOIL CONSERVATION TRLR PLT	-
9	EXEMPT DOUBLE PLT	359	31	TOKEN TRAILER PLT	945
10	EXEMPT MOTORCYCLE PLT	13	32	TOW TRUCK PLT (LARGE)	17
11	EXEMPT SINGLE PLT	42	33	TRACTOR PLT	3
12	FARM TRK TRACTOR PLT	2	34	TRAVEL TRAILER PLT	1,090
13	FARM TRAILER PLT	325	35	TRAILER PLT	2,484
14	FARM TRUCK PLT	100	36	TRUCK PLATE	-
15	FORM 31-RTS	-	37	WINSHIELD STICKER	296,867
16	MACHINERY PLT	84	38	144-HR PERMIT	131
17	MILITARY VEHICLE PLT	-	39	30 DAY MOTORCYCLE PERMIT	10
18	MOPED PLT	1	40	30 DAY PERMIT	1,458
19	MOTOR BUS PLT	1	41	72-HOUR PERMIT	63
20	MOTORCYCLE PLT	510		<b>TOTAL TRANSACTIONS:</b>	<b>400,242</b>
21	ONE TRIP MC PERMIT	1			
22	ONE -TRIP PERMIT	230		<b>TOTAL COLLECTIONS:</b>	<b>\$ 92,238,308.30</b>

**PABLO (PAUL) VILLARREAL JR. TAX ASSESSOR & COLLECTOR**  
**STATEMENT OF REVENUE COLLECTED**  
**FOR JANUARY - JUNE 2020**

<b><u>MOTOR VEHICLE DEPARTMENT:</u></b>	<b>JAN - JUN 2020</b>	<b>JAN - JUN 2019</b>	<b>Difference</b>	<b>% Increase -% Decrease</b>
<b><u>AUTO FEES COLLECTED:</u></b>				
REGISTRATION G F - COMMISSIONS (GF)	849,678.15	1,019,084.97	-169,406.82	-16.62%
REGISTRATION ROAD & BRIDGE FUND (SRF)	360,000.00	360,000.00	0.00	0.00%
100% PYMT of 5% CREDIT OF SALES TAX (GF)	5,860,855.43	5,548,435.76	312,419.67	5.63%
ROAD & BRIDGE - ADDITIONAL \$10.00 (SRF)	3,320,380.00	3,436,870.00	-116,490.00	-3.39%
<b><u>TOTAL AUTO FEES COLLECTED</u></b>	<b>10,390,913.58</b>	<b>10,364,390.73</b>	<b>26,522.85</b>	<b>0.26%</b>
 CERTIFICATE OF TITLE * ( 96,634 ) (GF)	 483,170.00	 516,630.00	 -33,460.00	 -6.48%
 COUNTY BLW & COMMISSIONS (GF)	 122,718.50	 113,669.00	 9,049.50	 7.96%
FRAUD INSPECTION FEE (GF)	3,960.00	1,000.00	2,960.00	296.00%
MISCELLANEOUS COLLECTIONS (GF)	36.50	7.00	29.50	421.43%
MISC-NSF CHARGE FEES (GF)	2,555.00	2,705.00	-150.00	-5.55%
CITY SCOFFLAW FEES (GF)	83,688.55	119,638.59	-35,950.04	-30.05%
TITLE SERVICE LICENSE (GF)	1,000.00	1,000.00	0.00	0.00%
TITLE SERVICE RUNNER LICENSE (GF)	2,700.00	3,500.00	-800.00	-22.86%
TITLE SERVICE LICENSE RENEWAL (GF)	2,000.00	2,400.00	-400.00	-16.67%
INTEREST EARNED ( COUNTY PORTION ) (GF)	20,938.31	59,170.05	-38,231.74	-64.61%
<b><u>TOTAL COUNTY COLLECTIONS</u></b>	<b>11,113,680.44</b>	<b>11,184,110.37</b>	<b>-70,429.93</b>	<b>-0.63%</b>
 <b><u>REGIONAL MOBILITY AUTHORITY</u></b>				
RMA COUNTY MOBILITY FEE	3,320,150.00	3,436,880.00	-116,730.00	-3.40%
 <b><u>TOTAL COUNTY COLLECTIONS AND RMA</u></b>	 <b>14,433,830.44</b>	 <b>14,620,990.37</b>	 <b>-187,159.93</b>	 <b>-1.28%</b>


(GF) GENERAL FUND  
(SRF) SPECIAL REVENUE FUND  
\* DENOTES TOTAL QUANTITY PROCESSED

**PABLO (PAUL) VILLARREAL JR. TAX ASSESSOR & COLLECTOR**  
**STATEMENT OF REVENUE COLLECTED**  
**FOR JANUARY - JUNE 2020**

<b><u>MOTOR VEHICLE DEPARTMENT:</u></b>	<b>JAN - JUN 2020</b>	<b>JAN - JUN 2019</b>	<b>Difference</b>	<b>% Increase -% Decrease</b>
<b><u>FEES COLLECTED FOR STATE:</u></b>				
REGISTRATION	21,648,359.89	23,090,792.37	-1,442,432.48	-6.25%
CERTIFICATE OF TITLE * ( 96,634 )	773,072.00	826,608.00	-53,536.00	-6.48%
REBUILT FEE * ( 8,431 )	548,015.00	551,785.00	-3,770.00	-0.68%
SALES TAX	52,370,478.25	59,627,091.03	-7,256,612.78	-12.17%
INTEREST EARNED ( STATE PORTION )	20,828.63	0.00	20,828.63	#DIV/0!
SPECIAL PLATES	121,386.20	104,840.87	16,545.33	15.78%
INSPECTION FEE	2,577,944.25	2,665,962.75	-88,018.50	-3.30%
FARMER'S FUND	2,925.00	3,065.00	-140.00	-4.57%
<b><u>TOTAL STATE COLLECTIONS</u></b>	<b><u>78,063,009.22</u></b>	<b><u>86,870,145.02</u></b>	<b><u>-8,807,135.80</u></b>	<b><u>-10.14%</u></b>
<b><u>TOTAL MOTOR VEHICLE DEPT. REVENUE</u></b>	<b><u>92,496,839.66</u></b>	<b><u>101,491,135.39</u></b>	<b><u>-8,994,295.73</u></b>	<b><u>-8.86%</u></b>

\* DENOTES TOTAL QUANTITY PROCESSED

EXPRESS  
LANE  
RENEWALS  
ONLY



EXPRESS  
LANE  
RENEWAL  
ONLY



RENEWAL  
ONLY


MOTOR VEHICLES

SEVERAL LANE  
COUNTS IN USE

QUIET PLEASE!  
LISTEN FOR  
YOUR NUMBER!

DE DOS PASOS  
DE TEXAS  
2014

TEXAS  
TRUSTEE



THANK YOU

