



**Hidalgo County
Planning
Department**

T.J. Arredondo, CFM
Director of Planning

Main Office

1304 S. 25th Street
Edinburg, Texas 78542
Phone (956) 318-2840
Fax (956) 318-2844

Precinct No. 1 Substation

1900 Joe Stephens Ave. Ste. A
Weslaco, Texas 78596
Phone (956) 968-4734
Fax (956) 973-7850

Precinct No. 3 Substation

2401 N. Moorefield Road
Mission, Texas 78572
Phone (956) 205-7045
Fax (956) 205-7049

MEMORANDUM

**To: JUDGE RICHARD F. CORTEZ
COUNTY COMMISSIONER'S COURT**

From: T.J. ARREDONDO, CFM, DIRECTOR OF PLANNING

Date: NOVEMBER 03, 2020

Re: SAN LUCIO NO. 4 SUBDIVISION LOTS 1-68 – PCT. 1

ON OCTOBER 27, 2020 THE HIDALGO COUNTY COMMISSIONERS COURT GRANTED FINAL APPROVAL WITH FINANCIAL GUARANTEE FOR THE ABOVE REFERENCED SUBDIVISION. THE CASH DEPOSIT IN THE AMOUNT OF ONE HUNDRED TWO THOUSAND DOLLARS (\$102,000.00) WAS USED TO SECURE THE FUNDS FOR THE INSTALLATION OF SIXTY EIGHT (68) SEPTIC TANK SYSTEMS.

THE DEVELOPER IS REQUESTING A FULL REIMBURSEMENT OF THE CASH DEPOSIT IN THE AMOUNT OF ONE HUNDRED TWO THOUSAND DOLLARS (\$102,000.00). THIS REFLECTS THE INSTALLATION OF SIXTY EIGHT (68) SEPTIC TANK SYSTEMS. ATTACHED IS A LETTER FROM THE HIDALGO COUNTY HEALTH DEPARTMENT STATING THAT SIXTY EIGHT (68) SEPTIC TANKS HAVE BEEN INSTALLED, INSPECTED, AND CAN BE EXPECTED TO FUNCTION SATISFACTORILY.

STAFF HAS NO OBJECTION TO THE APPROVAL FOR REIMBURSEMENT OF THE CASH DEPOSIT IN THE AMOUNT OF ONE HUNDRED TWO THOUSAND DOLLARS (\$102,000.00) FOR THE AFOREMENTIONED IMPROVEMENT.

CASH DEPOSIT

ORIGINAL AMOUNT \$102,000.00

1ST REIMBURSEMENT REQUEST: \$102,000.00

BALANCE REMAINING \$0
AFTER APPROVAL:

***** END OF MEMORANDUM *****



Hidalgo County Planning Department

T.J. Arredondo, CFM
Director of Planning

Main Office

1304 S. 25th Street
Edinburg, Texas 78542
Phone (956) 318-2840
Fax (956) 318-2844

Precinct No. 1 Substation


1900 Joe Stephens Ave. Ste. A
Weslaco, Texas 78596
Phone (956) 968-4734
Fax (956) 973-7850

Precinct No. 3 Substation

2401 N. Moorefield Road
Mission, Texas 78572
Phone (956) 205-7045
Fax (956) 205-7049

Acct. # - 1100-211-00-000-018-0-000 OSSF Price: \$1500.00 Quantity: 68	Hidalgo County Planning Department		10/9/2020 1:31:48 PM
	Main Office 1304 South 25th Street Edinburg, Texas 78542 Ph: 956-318-2840 Fax: 956-318-2844	Precinct No. 1 Substation 1902 Joe Stephens Ave. Weslaco, Texas 78596 Ph: 956-968-4734 Fax: 956-973-7850	Precinct No. 3 Substation 2401 N. Moorefield Rd. Mission, Texas 78572 Ph: 956-205-7045 Fax: 956-205-7049
<p style="text-align: center;">WSW LAND DEVELOPMENT LLC.</p> Received of _____			
<p style="text-align: center;">SAN LUCIO SUBDIVISION NO. 4</p> Subdivision _____			
<p style="text-align: center;">flor.sesin</p> Prepared by _____			
Received by _____			
Total Amount: \$102000.00 Method of Payment: Check Check/M.O.#: 5451 Payment: \$102000.00 Change Due: \$0.00		 Main Office Receipt No. 014752	

5451


WSW LAND DEVELOPMENT LLC
 902 BIGHORN DR
 EDINBURG, TX, 78542
 (956) 386-0726

TEXAS REGIONAL BANK
 www.texasregionalbank.com
 856-972-5430
 88-1733/1149


10/8/2020

\$ **102,000.00

PAY TO THE ORDER OF Hidalgo County

One Hundred Two Thousand and 00/100 DOLLARS

Hidalgo County


 AUTHORIZED SIGNATURE

MEMO San Lucio 4 Septic Tank Escrow

⑈005451⑈ ⑆114917335⑆ ⑈140 804 6⑈



Hidalgo County Planning Department

T.J. Arredondo, CFM
Director of Planning

Main Office

1304 S. 25th Street
Edinburg, Texas 78542
Phone (956) 318-2840
Fax (956) 318-2844

Precinct No. 1 Substation

1900 Joe Stephens Ave. Ste. A
Weslaco, Texas 78596
Phone (956) 968-4734
Fax (956) 973-7850

Precinct No. 3 Substation

2401 N. Moorefield Road
Mission, Texas 78572
Phone (956) 205-7045
Fax (956) 205-7049



HEALTH DEPARTMENT COUNTY OF HIDALGO

November 03, 2020

Hidalgo County Planning Department
Mr. Tomas Arredondo
1304 S. 25th St.
Edinburg, TX 78539

RE: San Lucio Subdivision No. 4

Dear Mr. Arredondo:

According to our records 68 septic tank systems (Lots 1 thru 68) for San Lucio Subdivision No. 4 have been installed and inspected and can be expected to function satisfactory.

Sincerely,

Roberto Serna
Hidalgo County
Health Department
Environmental Division

1304 S. 25th Edinburg, TX 78539 (956) 383-6221 Fax (956) 383-8864



County of Hidalgo

1304 S. 25th Ave. - Edinburg, TX 78539
Phone: (956) 383-0111 • Fax: (956) 383-7351

On-Site Sewerage Inspection Report

Owner: TILLMAN WELCH Permit #: 53064
 Address: SAN LUCIO NO 4 Phone #: _____
 Location: 493-ANDERSON LOT 4 No. Bedrooms: 3
 Tank Type: CONCRETE

Inside diameter: 5'
 Inside length of sides: 5'
 Liquids depth or distance from tank bottom to outlet bottom: 48"
 Airspace (approximately): 3"
 Approximate gallon cap.: 2500 = 1000 gallons

Drain Field: Trench ✓ Bed: _____ Evapotranspiration: _____
 Distance from private well: N/A
 Distance from foundation: To tank: V Lot To drainfield: V Lot
 Distance from property line: To tank: 15' To drainfield: 13'
 Depth of Trench: 32" Width of trench: 24"
 Backfill material: Ib: _____ II: ✓ III: _____

Dimensions: 240' X 4' = 960 Sq. Ft.

Gravel: Natural: _____ Crushed: _____ Washed: _____
 Amount: 12x20' yards, or Tons (per installation)

Pipe: Type: SB2-8" Brand (if known): GRAVELLESS Number of feet: 240'

General conditions and Workmanship:

- Solid Lines from house schedule 40 and have cleanout VK YES NO
- T's installed in tank at least 25% of liquid level YES NO
- Trench or bed bottom essentially level YES NO
- Gravel generally consistent 12" depth throughout field 6V YES NO
- Perforated pipe generally level throughout field YES NO
- Porous media uniform (.72-2.0 inches) 6V YES NO
- Inlet and outlet flow clearly marked YES NO
- Port holes 12" in diameter YES NO
- Are end caps provided if drainfield not looped YES NO
- Septic tank sturdy/water-tight YES NO
- Geo-textile fabric used for the permeable soil barrier YES NO
- Manufacturer's name address & tank capacity clearly visible YES NO

Installer: Jose A. Gonzalez License No.: 1350

Remarks: _____

Inspector: [Signature] Date: 10/09/2020

D.R. Lic. # 20831



County of Hidalgo

1304 S. 25th Ave. - Edinburg, TX 78539

Phone: (956) 383-0111 • Fax: (956) 383-7351

On-Site Sewerage Inspection Report

Owner: TILMAN WALTER Permit #: 53081
 Address: SAN LUCIA No 4 Phone #: _____
 Location: 493 1/2 ANDERSON RD No. Bedrooms: 3
 Tank Type: CONCRETE LOT 21

Inside diameter: 5'
 Inside length of sides: 5'
 Liquids depth or distance from tank bottom to outlet bottom: 48"
 Airspace (approximately): 3'
 Approximate gallon cap.: 2-5000 gal w/wo gullong

Drain Field: Trench Bed: _____ Evapotranspiration: _____

Distance from private well: N/A
 Distance from foundation: To tank: 40' on lot To drainfield: 10' on lot
 Distance from property line: To tank: 15' To drainfield: 13'
 Depth of Trench: 32" Width of trench: 24"
 Backfill material: Ib: _____ II: III: _____

Dimensions: 240 X 4' = 960 Sq. Ft.

Gravel: Natural: _____ Crushed: _____ Washed: _____

Amount: 2 x 20' yards, or Tons (per installation)

Pipe: Type: SB28 Brand (if known): Gravellex Number of feet: 240'

General conditions and Workmanship:

- Solid Lines from house schedule 40 and have cleanout YES NO
- T's installed in tank at least 25% of liquid level YES NO
- Trench or bed bottom essentially level YES NO
- Gravel generally consistent 12" depth throughout field YES NO
- Perforated pipe generally level throughout field YES NO
- Porous media uniform (.72-2.0 inches) YES NO
- Inlet and outlet flow clearly marked YES NO
- Port holes 12" in diameter YES NO
- Are end caps provided if drainfield not looped YES NO
- Septic tank sturdy/water-tight YES NO
- Geo-textile fabric used for the permeable soil barrier YES NO
- Manufacturer's name address & tank capacity clearly visible YES NO

Installer: S. A. Gonzalez License No.: 1350

Remarks: _____

Inspector: _____ Date: 10/15/2020

D.R. Lic. # 20831



County of Hidalgo

1304 S. 25th Ave. - Edinburg, TX 78539

Phone: (956) 383-0111 • Fax: (956) 383-7351

On-Site Sewerage Inspection Report

Owner: Tillman Welch Permit #: 53081
 Address: Saw Wood No 4 Phone #: _____
 Location: 493 1/2 Anderson Rd No. Bedrooms: 3
 Tank Type: CONCRETE LOT 25

Inside diameter: 5'
 Inside length of sides: 5'
 Liquids depth or distance from tank bottom to outlet bottom: 48"
 Airspace (approximately): 3"
 Approximate gallon cap.: 2,500-3,000 gallons

Drain Field: Trench Bed: _____ Evapotranspiration: _____
 Distance from private well: N/A
 Distance from foundation: To tank: 46' To drainfield: 46'
 Distance from property line: To tank: 15' To drainfield: 13'
 Depth of Trench: 32" Width of trench: 24"
 Backfill material: lb: _____ II: III: _____

Dimensions: 240' X 4' = 960 Sq. Ft.

Gravel: Natural: _____ Crushed: _____ Washed: _____
 Amount: 12x20' yards, or Tons (per installation)

Pipe: Type: 32-8" Brand (if known): Brwellon Number of feet: 240'

General conditions and Workmanship:

- Solid Lines from house schedule 40 and have cleanout YES NO
- T's installed in tank at least 25% of liquid level YES NO
- Trench or bed bottom essentially level YES NO
- Gravel generally consistent 12" depth throughout field YES NO
- Perforated pipe generally level throughout field YES NO
- Porous media uniform (.72-2.0 inches) YES NO
- Inlet and outlet flow clearly marked YES NO
- Port holes 12" in diameter YES NO
- Are end caps provided if drainfield not looped YES NO
- Septic tank sturdy/water-tight YES NO
- Geo-textile fabric used for the permeable soil barrier YES NO
- Manufacturer's name address & tank capacity clearly visible YES NO

Installer: [Signature] License No.: 1350

Remarks: _____

Inspector: [Signature] Date: 10/19/2020
 D.R. Lic. # 20831



County of Hidalgo

1304 S. 25th Ave. - Edinburg, TX 78539
Phone: (956) 383-0111 • Fax: (956) 383-7351

On-Site Sewerage Inspection Report

Owner: Tillman Welch Permit #: 53088
 Address: SAW LIND NO 4 Phone #: _____
 Location: 403 & ANDERSON RD No. Bedrooms: 3
 Tank Type: CONCRETE LOT 31

Inside diameter: 5
 Inside length of sides: 5'
 Liquids depth or distance from tank bottom to outlet bottom: 48"
 Airspace (approximately): 3"
 Approximate gallon cap.: 25000 gal

Drain Field: Trench _____ Bed: _____ Evapotranspiration: _____
 Distance from private well: N/A
 Distance from foundation: To tank: 16' To drainfield: 16'
 Distance from property line: To tank: 15' To drainfield: 13'
 Depth of Trench: 32" Width of trench: 24"
 Backfill material: lb: _____ II: _____ III: _____

Dimensions: 240' X 4' = 960 Sq. Ft.

Gravel: Natural: _____ Crushed: _____ Washed: _____
 Amount: 12 X 20 yards, or Tons (per installation)

Pipe: Type SB2 8" Brand (if known): Gravelle Number of feet: 240'

General conditions and Workmanship:

- Solid Lines from house schedule 40 and have cleanout Griddle No gut line YES NO
- T's installed in tank at least 25% of liquid level YES NO
- Trench or bed bottom essentially level YES NO
- Gravel generally consistent 12" depth throughout field YES NO
- Perforated pipe generally level throughout field YES NO
- Porous media uniform (.72-2.0 inches) YES NO
- Inlet and outlet flow clearly marked YES NO
- Port holes 12" in diameter YES NO
- Are end caps provided if drainfield not looped YES NO
- Septic tank sturdy/water-tight YES NO
- Geo-textile fabric used for the permeable soil barrier YES NO
- Manufacturer's name address & tank capacity clearly visible YES NO

Installer: J.A. Council License No.: 1350

Remarks: _____

Inspector: _____ Date: 10/19/2020
 D.R. Lic. # 00831



County of Hidalgo

1304 S. 25th Ave. - Edinburg, TX 78539

Phone: (956) 383-0111 • Fax: (956) 383-7351

On-Site Sewerage Inspection Report

Owner: TILLMAN, Welch Permit #: 53066
 Address: SAN LUCAS No 4 Phone #: _____
 Location: 493 - ANDERSON LOT 1 No. Bedrooms: 3
 Tank Type: CONCRETE

Inside diameter: 5'
 Inside length of sides: 5'
 Liquids depth or distance from tank bottom to outlet bottom: 48"
 Airspace (approximately): 34"
 Approximate gallon cap.: 2520 = 100 gal

Drain Field: Trench _____ Bed: _____ Evapotranspiration: _____

Distance from private well: N/A
 Distance from foundation: To tank: 16' To drainfield: 16'
 Distance from property line: To tank: 15' To drainfield: 13'
 Depth of Trench: 32" Width of trench: 24"
 Backfill material: lb: _____ II: ✓ III: _____

Dimensions: 240' x 4' = 960 Sq. Ft.

Gravel: Natural: _____ Crushed: _____ Washed: _____

Amount: 2x20 yards or Tons (per installation)

Pipe: Type: 532 8" Brand (if known): Graveler Number of feet: 240

General conditions and Workmanship:


- Valiant lot
- Solid Lines from house schedule 40 and have cleanout YES NO
 - T's installed in tank at least 25% of liquid level YES NO
 - Trench or bed bottom essentially level YES NO
 - Gravel generally consistent 12" depth throughout field YES NO
 - Perforated pipe generally level throughout field YES NO
 - Porous media uniform (.72-2.0 inches) YES NO
 - Inlet and outlet flow clearly marked YES NO
 - Port holes 12" in diameter YES NO
 - Are end caps provided if drainfield not looped YES NO
 - Septic tank sturdy/water-tight YES NO
 - Geo-textile fabric used for the permeable soil barrier YES NO
 - Manufacturer's name address & tank capacity clearly visible YES NO

Installer: Jose A Gonzalez License No.: 1350

Remarks: _____

Inspector: _____ Date: 10/09/2020

D.R. Lic. # 20831



County of Hidalgo

1304 S. 25th Ave. - Edinburg, TX 78539
Phone: (956) 383-0111 • Fax: (956) 383-7351

On-Site Sewerage Inspection Report

Owner: TILLMAN WELCH Permit #: 53066
 Address: SAN LUCAS NO 4 Phone #: _____
 Location: 493 ANDERSON LOT 2 No. Bedrooms: 3
 Tank Type: CONCRETE

Inside diameter: 5'
 Inside length of sides: 5'
 Liquids depth or distance from tank bottom to outlet bottom: 48"
 Airspace (approximately): 3"
 Approximate gallon cap.: 7-500 = 1000 gallons

Drain Field: Trench Bed: _____ Evapotranspiration: _____
 Distance from private well: N/A
 Distance from foundation: To tank: V Lot To drainfield: V Lot
 Distance from property line: To tank: 15' To drainfield: 13'
 Depth of Trench: 32" Width of trench: 24"
 Backfill material: Ib: _____ II: III: _____

Dimensions: 240' X 4' = 960 Sq. Ft.

Gravel: Natural: _____ Crushed: _____ Washed: _____
 Amount: 12 x 20 yards, or Tons (per installation)

Pipe: Type: 62-8" Brand (if known): GRAVELLESS Number of feet: 240'

General conditions and Workmanship:

- Solid Lines from house schedule 40 and have cleanout YES NO
- T's installed in tank at least 25% of liquid level YES NO
- Trench or bed bottom essentially level YES NO
- Gravel generally consistent 12" depth throughout field YES NO
- Perforated pipe generally level throughout field YES NO
- Porous media uniform (.72-2.0 inches) YES NO
- Inlet and outlet flow clearly marked YES NO
- Port holes 12" in diameter YES NO
- Are end caps provided if drainfield not looped YES NO
- Septic tank sturdy/water-tight YES NO
- Geo-textile fabric used for the permeable soil barrier YES NO
- Manufacturer's name address & tank capacity clearly visible YES NO

Installer: A. Gonzalez License No.: 1350

Remarks: _____

Inspector: _____ Date: 10/09/2020

D.R. Lic. # 20831



County of Hidalgo

1304 S. 25th Ave. - Edinburg, TX 78539
Phone: (956) 383-0111 • Fax: (956) 383-7351

On-Site Sewerage Inspection Report

Owner: TILLMAN WELCH Permit #: 53066
 Address: SAN LUCID NO 4 Phone #: _____
 Location: 493- ANDERSON LOT 3 No. Bedrooms: 3
 Tank Type: CONCRETE

Inside diameter: 5'
 Inside length of sides: 5'
 Liquids depth or distance from tank bottom to outlet bottom: 48"
 Airspace (approximately): 3"
 Approximate gallon cap.: 2-500-1000 gallons

Drain Field: Trench / Bed: _____ Evapotranspiration: _____

Distance from private well: NA
 Distance from foundation: To tank: 60' To drainfield: 60'
 Distance from property line: To tank: 15' To drainfield: 13'
 Depth of Trench: 32" Width of trench: 24"
 Backfill material: lb: _____ II: / III: _____

Dimensions: 240' X 4' = 960 Sq. Ft.

Gravel: Natural: _____ Crushed: _____ Washed: _____

Amount: 12-170 yards, or Tons (per installation)

Pipe: Type: SBZ 8" Brand (if known): GRAVELLESS Number of feet: 240'

General conditions and Workmanship:

- Solid Lines from house schedule 40 and have cleanout YES NO
- T's installed in tank at least 25% of liquid level YES NO
- Trench or bed bottom essentially level YES NO
- Gravel generally consistent 12" depth throughout field YES NO
- Perforated pipe generally level throughout field YES NO
- Porous media uniform (.72-2.0 inches) YES NO
- Inlet and outlet flow clearly marked YES NO
- Port holes 12" in diameter YES NO
- Are end caps provided if drainfield not looped YES NO
- Septic tank sturdy/water-tight YES NO
- Geo-textile fabric used for the permeable soil barrier YES NO
- Manufacturer's name address & tank capacity clearly visible YES NO

Installer: JOSE A GONZALEZ License No.: 1350

Remarks: _____

Inspector: _____ Date: 10/09/2020

D.R. Lic. # 20831



County of Hidalgo

1304 S. 25th Ave. - Edinburg, TX 78539
Phone: (956) 383-0111 • Fax: (956) 383-7351

On-Site Sewerage Inspection Report

Owner: TILLMAN WELCH Permit #: 4366
 Address: SAN LUCIA RD Phone #: _____
 Location: 493 - WADSWORTH CDS No. Bedrooms: 3
 Tank Type: CONCRETE

Inside diameter: 5'
 Inside length of sides: 5'
 Liquids depth or distance from tank bottom to outlet bottom: 48"
 Airspace (approximately): 3"
 Approximate gallon cap.: 2 = 500 = 1000 gallons

Drain Field: Trench Bed: _____ Evapotranspiration: _____
 Distance from private well: N/A
 Distance from foundation: To tank: 60' To drainfield: 60'
 Distance from property line: To tank: 15' To drainfield: 13'
 Depth of Trench: 32" Width of trench: 24"
 Backfill material: lb: _____ II: III: _____

Dimensions: 240' X 4' = 960 Sq. Ft.

Gravel: Natural: _____ Crushed: _____ Washed: _____
 Amount: 11420 yards, or Tons (per installation)

Pipe: Type: 502 8" Brand (if known): GRAVELLESS Number of feet: 240'

General conditions and Workmanship:

- Solid Lines from house schedule 40 and have cleanout YES NO
- T's installed in tank at least 25% of liquid level YES NO
- Trench or bed bottom essentially level YES NO
- Gravel generally consistent 12" depth throughout field YES NO
- Perforated pipe generally level throughout field YES NO
- Porous media uniform (.72-2.0 inches) YES NO
- Inlet and outlet flow clearly marked YES NO
- Port holes 12" in diameter YES NO
- Are end caps provided if drainfield not looped YES NO
- Septic tank sturdy/water-tight YES NO
- Geo-textile fabric used for the permeable soil barrier YES NO
- Manufacturer's name address & tank capacity clearly visible YES NO

Installer: Jose A. Gonzalez License No.: 1350

Remarks: _____

Inspector: _____ Date: 10/04/2020

D.R. Lic. # 20831



County of Hidalgo

1304 S. 25th Ave. - Edinburg, TX 78539
Phone: (956) 383-0111 • Fax: (956) 383-7351

On-Site Sewerage Inspection Report

Owner: TILLMAN WELCH Permit #: 53066
Address: SAN LUCIO RD 4 Phone #: _____
Location: 493 ANDERSON LOT 6 No. Bedrooms: 3
Tank Type: CONCRETE

Inside diameter: 5'
Inside length of sides: 5'
Liquids depth or distance from tank bottom to outlet bottom: 48"
Airspace (approximately): 3"
Approximate gallon cap.: 2-500 = 1000 gallons

Drain Field: Trench / Bed: _____ Evapotranspiration: _____
Distance from private well: N/A
Distance from foundation: To tank: VENT To drainfield: VENT
Distance from property line: To tank: 15' To drainfield: 17'
Depth of Trench: 32" Width of trench: 24"
Backfill material: lb: _____ II: / III: _____

Dimensions: 240' X 4' = 960 Sq. Ft.

Gravel: Natural: _____ Crushed: _____ Washed: _____
Amount: 11420' yards, or Tons (per installation)

Pipe: Type: SP 8" Brand (if known): GRAVELLES Number of feet: 240'

General conditions and Workmanship:

- Solid Lines from house schedule 40 and have cleanout YES NO
- T's installed in tank at least 25% of liquid level YES NO
- Trench or bed bottom essentially level YES NO
- Gravel generally consistent 12" depth throughout field YES NO
- Perforated pipe generally level throughout field YES NO
- Porous media uniform (.72-2.0 inches) YES NO
- Inlet and outlet flow clearly marked YES NO
- Port holes 12" in diameter YES NO
- Are end caps provided if drainfield not looped YES NO
- Septic tank sturdy/water-tight YES NO
- Geo-textile fabric used for the permeable soil barrier YES NO
- Manufacturer's name address & tank capacity clearly visible YES NO

Installer: JOE A GONZALEZ License No.: 1350

Remarks: _____

Inspector: _____ Date: 10/09/2020

D.R. Lic. # 20831



County of Hidalgo

1304 S. 25th Ave. - Edinburg, TX 78539
Phone: (956) 383-0111 • Fax: (956) 383-7351

On-Site Sewerage Inspection Report

Owner: TILLMAN WELCH Permit #: 53066
 Address: SAVUCIO NOVA Phone #: _____
 Location: 493 - ANDERSON 2047 No. Bedrooms: 2
 Tank Type: CONCRETE

Inside diameter: 5'
 Inside length of sides: 5'
 Liquids depth or distance from tank bottom to outlet bottom: 48"
 Airspace (approximately): 3"
 Approximate gallon cap.: 2-500 = 1000 gallons

Drain Field: Trench / Bed: _____ Evapotranspiration: _____
 Distance from private well: NA
 Distance from foundation: To tank: 110' To drainfield: 110'
 Distance from property line: To tank: 15' To drainfield: 13'
 Depth of Trench: 32" Width of trench: 24"
 Backfill material: lb: _____ II: / III: _____

Dimensions: 240' X 4' = 960 Sq. Ft.

Gravel: Natural: _____ Crushed: _____ Washed: _____
 Amount: 11470 yards, or Tons (per installation)

Pipe: Type: SBS 8" Brand (if known): GRAVELLUS Number of feet: 240'

General conditions and Workmanship:

- Solid Lines from house schedule 40 and have cleanout YES NO
- T's installed in tank at least 25% of liquid level YES NO
- Trench or bed bottom essentially level YES NO
- Gravel generally consistent 12" depth throughout field YES NO
- Perforated pipe generally level throughout field YES NO
- Porous media uniform (.72-2.0 inches) YES NO
- Inlet and outlet flow clearly marked YES NO
- Port holes 12" in diameter YES NO
- Are end caps provided if drainfield not looped YES NO
- Septic tank sturdy/water-tight YES NO
- Geo-textile fabric used for the permeable soil barrier YES NO
- Manufacturer's name address & tank capacity clearly visible YES NO

Installer: JOSE A BONDALEC License No.: 1350

Remarks: _____

Inspector: _____ Date: 10/09/2000

D.R. Lic. # 20831



County of Hidalgo

1304 S. 25th Ave. - Edinburg, TX 78539
Phone: (956) 383-0111 • Fax: (956) 383-7351

On-Site Sewerage Inspection Report

Owner: TILLMAN WELCH Permit #: 53060

Address: SAN LUCIA RD Phone #: _____

Location: 493-ANDERSON LOT 8 No. Bedrooms: 3

Tank Type: CONCRETE

Inside diameter: 5'

Inside length of sides: 5'

Liquids depth or distance from tank bottom to outlet bottom: 48"

Airspace (approximately): 3'

Approximate gallon cap.: 2-500 = 1000 gallons

Drain Field: Trench Bed: _____ Evapotranspiration: _____

Distance from private well: NA

Distance from foundation: To tank: V LOT To drainfield: V LOT

Distance from property line: To tank: 15' To drainfield: 19'

Depth of Trench: 32" Width of trench: 24"

Backfill material: Ib: _____ II: III: _____

Dimensions: 240' X 4' = 960 Sq. Ft.

Gravel: Natural: _____ Crushed: _____ Washed: _____

Amount: 174.26 yards, or Tons (per installation)

Pipe: Type: SB2-8" Brand (if known): GRAVELLES Number of feet: 240'

General conditions and Workmanship:

- Solid Lines from house schedule 40 and have cleanout YES NO
- T's installed in tank at least 25% of liquid level YES NO
- Trench or bed bottom essentially level YES NO
- Gravel generally consistent 12" depth throughout field YES NO
- Perforated pipe generally level throughout field YES NO
- Porous media uniform (.72-2.0 inches) YES NO
- Inlet and outlet flow clearly marked YES NO
- Port holes 12" in diameter YES NO
- Are end caps provided if drainfield not looped YES NO
- Septic tank sturdy/water-tight YES NO
- Geo-textile fabric used for the permeable soil barrier YES NO
- Manufacturer's name address & tank capacity clearly visible YES NO

Installer: JOSE A GONZALEZ License No.: 1350

Remarks: _____

Inspector: _____ Date: 10/09/2010

D.R. Lic. # 20831



County of Hidalgo

1304 S. 25th Ave. - Edinburg, TX 78539
Phone: (956) 383-0111 • Fax: (956) 383-7351

On-Site Sewerage Inspection Report

Owner: TILMAN WELCH Permit #: 53066
 Address: SAN LUCIA NO 4 Phone #: _____
 Location: 1193-ANDERSON LOT 9 No. Bedrooms: 3
 Tank Type: CONCRETE

Inside diameter: 5'
 Inside length of sides: 5'
 Liquids depth or distance from tank bottom to outlet bottom: 48"
 Airspace (approximately): 3"
 Approximate gallon cap.: 2-500 = 1000 gallons

Drain Field: Trench — Bed: _____ Evapotranspiration: _____
 Distance from private well: NA
 Distance from foundation: To tank: 1/2' To drainfield: 1/2'
 Distance from property line: To tank: 15' To drainfield: 13'
 Depth of Trench: 32" Width of trench: 24"
 Backfill material: lb: _____ II: ✓ III: _____

Dimensions: 240' X 4' = 960 Sq. Ft.

Gravel: Natural: _____ Crushed: _____ Washed: _____
 Amount: 12 yds yards, or Tons (per installation)

Pipe: Type: SBR-8" Brand (if known): GRAVELLES Number of feet: 240'

General conditions and Workmanship:

- Solid Lines from house schedule 40 and have cleanout YES NO
- T's installed in tank at least 25% of liquid level YES NO
- Trench or bed bottom essentially level YES NO
- Gravel generally consistent 12" depth throughout field YES NO
- Perforated pipe generally level throughout field YES NO
- Porous media uniform (.72-2.0 inches) YES NO
- Inlet and outlet flow clearly marked YES NO
- Port holes 12" in diameter YES NO
- Are end caps provided if drainfield not looped YES NO
- Septic tank sturdy/water-tight YES NO
- Geo-textile fabric used for the permeable soil barrier YES NO
- Manufacturer's name address & tank capacity clearly visible YES NO

Installer: Jose A GONZALEZ License No.: 1350

Remarks: _____

Inspector: _____ Date: 10/09/2020

D.R. Lic. # 20831



County of Hidalgo

1304 S. 25th Ave. - Edinburg, TX 78539
Phone: (956) 383-0111 • Fax: (956) 383-7351

On-Site Sewerage Inspection Report

Owner: TILLMAN WELCH Permit #: 53066

Address: 5th LINDA RD Phone #: _____

Location: 493 ANDERSON LOT 10 No. Bedrooms: 3

Tank Type: CONCRETE

Inside diameter: 5'
Inside length of sides: 5'
Liquids depth or distance from tank bottom to outlet bottom: 48"
Airspace (approximately): 3'
Approximate gallon cap.: 2500-1000 gallons

Drain Field: Trench / Bed: _____ Evapotranspiration: _____

Distance from private well: N/A
Distance from foundation: To tank: 1/2 lot To drainfield: 1/2 lot
Distance from property line: To tank: 15' To drainfield: 13'
Depth of Trench: 32" Width of trench: 24"
Backfill material: Ib: _____ II: / III: _____

Dimensions: 240' X 4' = 960 Sq. Ft.

Gravel: Natural: _____ Crushed: _____ Washed: _____

Amount: 1270 yards, or Tons (per installation)

Pipe: Type: 8" SBR Brand (if known): BRVELLES Number of feet: 240'

General conditions and Workmanship:

- Solid Lines from house schedule 40 and have cleanout YES NO
- T's installed in tank at least 25% of liquid level YES NO
- Trench or bed bottom essentially level YES NO
- Gravel generally consistent 12" depth throughout field YES NO
- Perforated pipe generally level throughout field YES NO
- Porous media uniform (.72-2.0 inches) YES NO
- Inlet and outlet flow clearly marked YES NO
- Port holes 12" in diameter YES NO
- Are end caps provided if drainfield not looped YES NO
- Septic tank sturdy/water-tight YES NO
- Geo-textile fabric used for the permeable soil barrier YES NO
- Manufacturer's name address & tank capacity clearly visible YES NO

Installer: JOSE A BOWZELLE License No.: 1350

Remarks: _____

Inspector: _____ Date: 10/15/2000

D.R. Lic. # 20831



County of Hidalgo

1304 S. 25th Ave. - Edinburg, TX 78539
Phone: (956) 383-0111 • Fax: (956) 383-7351

On-Site Sewerage Inspection Report

Owner: WILLMAN WELCH Permit #: 5266
Address: SANTO LINDO MIAMI Phone #: _____
Location: 492 - ANDERSON CIRCLE No. Bedrooms: 3
Tank Type: CONCRETE

Inside diameter: 5'
Inside length of sides: 5'
Liquids depth or distance from tank bottom to outlet bottom: 48"
Airspace (approximately): 2"
Approximate gallon cap.: 7-500-1000 gallons

Drain Field: Trench _____ Bed: _____ Evapotranspiration: _____

Distance from private well: NA
Distance from foundation: To tank: 1/2 LOT To drainfield: 1/2 LOT
Distance from property line: To tank: 15' To drainfield: 13'
Depth of Trench: 32" Width of trench: 24"
Backfill material: Ib: _____ II: _____ III: _____

Dimensions: 270' X 4' = 960 Sq. Ft.

Gravel: Natural: _____ Crushed: _____ Washed: _____

Amount: 17x70' yards, or Tons (per installation)

Pipe: Type: SB7-8" Brand (if known): GRAVELLESS Number of feet: 740

General conditions and Workmanship:

- Solid Lines from house schedule 40 and have cleanout YES NO
- T's installed in tank at least 25% of liquid level YES NO
- Trench or bed bottom essentially level YES NO
- Gravel generally consistent 12" depth throughout field YES NO
- Perforated pipe generally level throughout field YES NO
- Porous media uniform (.72-2.0 inches) YES NO
- Inlet and outlet flow clearly marked YES NO
- Port holes 12" in diameter YES NO
- Are end caps provided if drainfield not looped YES NO
- Septic tank sturdy/water-tight YES NO
- Geo-textile fabric used for the permeable soil barrier YES NO
- Manufacturer's name address & tank capacity clearly visible YES NO

Installer: JOSE A BONIALEZ License No.: 1350

Remarks: _____

Inspector: _____ Date: 10/15/200

D.R. Lic. # 20831



County of Hidalgo

1304 S. 25th Ave. - Edinburg, TX 78539
Phone: (956) 383-0111 • Fax: (956) 383-7351

On-Site Sewerage Inspection Report

Owner: TILLMAN WELCH Permit #: 53066

Address: SAWLUCIO NO 4 Phone #: _____

Location: 493 ANDERSON LT 12 No. Bedrooms: 3

Tank Type: CONCRETE

Inside diameter: 5'

Inside length of sides: 5'

Liquids depth or distance from tank bottom to outlet bottom: 48"

Airspace (approximately): 2'

Approximate gallon cap.: 2-500 = 1000 gallons

Drain Field: Trench Bed: _____ Evapotranspiration: _____

Distance from private well: NA

Distance from foundation: To tank: V60' To drainfield: V60'

Distance from property line: To tank: 15' To drainfield: 13'

Depth of Trench: 22" Width of trench: 24"

Backfill material: lb: _____ II: III: _____

Dimensions: 240' X 4' = 960 Sq. Ft.

Gravel: Natural: _____ Crushed: _____ Washed: _____

Amount: 12 x 20 yards, or Tons (per installation)

Pipe: Type: SP 2-8 Brand (if known): GRAVELLES Number of feet: 240'

General conditions and Workmanship:

- Solid Lines from house schedule 40 and have cleanout YES NO
- T's installed in tank at least 25% of liquid level YES NO
- Trench or bed bottom essentially level YES NO
- Gravel generally consistent 12" depth throughout field YES NO
- Perforated pipe generally level throughout field YES NO
- Porous media uniform (.72-2.0 inches) YES NO
- Inlet and outlet flow clearly marked YES NO
- Port holes 12" in diameter YES NO
- Are end caps provided if drainfield not looped YES NO
- Septic tank sturdy/water-tight YES NO
- Geo-textile fabric used for the permeable soil barrier YES NO
- Manufacturer's name address & tank capacity clearly visible YES NO

Installer: JOSE A. GONZALEZ License No.: 1310

Remarks: _____

Inspector: _____ Date: 10/15/2020

D.R. Lic. # 20871



County of Hidalgo

1304 S. 25th Ave. - Edinburg, TX 78539
Phone: (956) 383-0111 • Fax: (956) 383-7351

On-Site Sewerage Inspection Report

Owner: TILMAN WELCH Permit #: 53048
Address: SAULUCIO RD 4 Phone #: _____
Location: 493-ANDERSON LOT 13 No. Bedrooms: 3
Tank Type: CONCRETE

Inside diameter: 5'
Inside length of sides: 5'
Liquids depth or distance from tank bottom to outlet bottom: 48"
Airspace (approximately): 3"
Approximate gallon cap.: 7.500 = 1000 gallons

Drain Field: Trench / Bed: _____ Evapotranspiration: _____
Distance from private well: NA
Distance from foundation: To tank: V. LOT To drainfield: V. LOT
Distance from property line: To tank: 15' To drainfield: 13'
Depth of Trench: 22" Width of trench: 24"
Backfill material: Ib: _____ II: / III: _____

Dimensions: 240 X 4 = 960 Sq. Ft.

Gravel: Natural: _____ Crushed: _____ Washed: _____
Amount: 12470 yards, or Tons (per installation)

Pipe: Type: SBP-86 Brand (if known): GRAVELLES Number of feet: 240'

General conditions and Workmanship:

- Solid Lines from house schedule 40 and have cleanout YES NO
- T's installed in tank at least 25% of liquid level YES NO
- Trench or bed bottom essentially level YES NO
- Gravel generally consistent 12" depth throughout field YES NO
- Perforated pipe generally level throughout field YES NO
- Porous media uniform (.72-2.0 inches) YES NO
- Inlet and outlet flow clearly marked YES NO
- Port holes 12" in diameter YES NO
- Are end caps provided if drainfield not looped YES NO
- Septic tank sturdy/water-tight YES NO
- Geo-textile fabric used for the permeable soil barrier YES NO
- Manufacturer's name address & tank capacity clearly visible YES NO

Installer: JOSE A GONZALEZ License No.: 1350

Remarks: _____

Inspector: _____ Date: 10/15/2020

D.R. Lic. # 20831



County of Hidalgo

1304 S. 25th Ave. - Edinburg, TX 78539
Phone: (956) 383-0111 • Fax: (956) 383-7351

On-Site Sewerage Inspection Report

Owner: TILLMAN WELCH Permit #: 53066
Address: SAN LUCIDIANO Phone #: _____
Location: 493 - ANDERSON LOT 14 No. Bedrooms: 3
Tank Type: CONCRETE

Inside diameter: 5'
Inside length of sides: 5'
Liquids depth or distance from tank bottom to outlet bottom: 48"
Airspace (approximately): 3"
Approximate gallon cap.: 7-500 = 1000 gal/hrs

Drain Field: Trench Bed: _____ Evapotranspiration: _____
Distance from private well: NA
Distance from foundation: To tank: VIOL To drainfield: VIOL
Distance from property line: To tank: 15' To drainfield: 13'
Depth of Trench: 32" Width of trench: 24"
Backfill material: Ib: _____ II: III: _____

Dimensions: 240 X 4 = 960 Sq. Ft.

Gravel: Natural: _____ Crushed: _____ Washed: _____
Amount: 12720 yards, or Tons (per installation)

Pipe: Type: SB2 8" Brand (if known): GRAVELLESS Number of feet: 240'

General conditions and Workmanship:

- Solid Lines from house schedule 40 and have cleanout YES NO
- T's installed in tank at least 25% of liquid level YES NO
- Trench or bed bottom essentially level YES NO
- Gravel generally consistent 12" depth throughout field YES NO
- Perforated pipe generally level throughout field YES NO
- Porous media uniform (.72-2.0 inches) YES NO
- Inlet and outlet flow clearly marked YES NO
- Port holes 12" in diameter YES NO
- Are end caps provided if drainfield not looped YES NO
- Septic tank sturdy/water-tight YES NO
- Geo-textile fabric used for the permeable soil barrier YES NO
- Manufacturer's name address & tank capacity clearly visible YES NO

Installer: JOSE A BONZALEZ License No.: 1350

Remarks: _____

Inspector: [Signature] Date: 10/15/2020

D.R. Lic. # 20831



County of Hidalgo

1304 S. 25th Ave. - Edinburg, TX 78539
Phone: (956) 383-0111 • Fax: (956) 383-7351

On-Site Sewerage Inspection Report

Owner: TILMANN WELCH Permit #: 53066

Address: SAN VICENTE Phone #: _____

Location: 493 ANDERSON LOT 15 No. Bedrooms: 2

Tank Type: CONCRETE

Inside diameter: 5'

Inside length of sides: 5'

Liquids depth or distance from tank bottom to outlet bottom: 48"

Airspace (approximately): 3"

Approximate gallon cap.: 2-500 = 1000 gallons

Drain Field: Trench Bed: _____ Evapotranspiration: _____

Distance from private well: NA

Distance from foundation: To tank: 160' To drainfield: 160'

Distance from property line: To tank: 15' To drainfield: 13'

Depth of Trench: 32" Width of trench: 24"

Backfill material: Ib: _____ II: III: _____

Dimensions: 240' X 4' = 960 Sq. Ft.

Gravel: Natural: _____ Crushed: _____ Washed: _____

Amount: 17470' yards, or Tons (per installation)

Pipe: Type: 532-8" Brand (if known): GRAVELLES Number of feet: 240'

General conditions and Workmanship:

- Solid Lines from house schedule 40 and have cleanout YES NO
- T's installed in tank at least 25% of liquid level YES NO
- Trench or bed bottom essentially level YES NO
- Gravel generally consistent 12" depth throughout field YES NO
- Perforated pipe generally level throughout field YES NO
- Porous media uniform (.72-2.0 inches) YES NO
- Inlet and outlet flow clearly marked YES NO
- Port holes 12" in diameter YES NO
- Are end caps provided if drainfield not looped YES NO
- Septic tank sturdy/water-tight YES NO
- Geo-textile fabric used for the permeable soil barrier YES NO
- Manufacturer's name address & tank capacity clearly visible YES NO

Installer: JOSE A GONZALEZ License No.: 1350

Remarks: _____

Inspector: _____ Date: 10/15/2020

D.R. Lic. # 20831



County of Hidalgo

1304 S. 25th Ave. - Edinburg, TX 78539
Phone: (956) 383-0111 • Fax: (956) 383-7351

On-Site Sewerage Inspection Report

Owner: TILLMAN WELCH Permit #: 53081
Address: SAVILUCIO RD 41 Phone #: _____
Location: 495- ANDERSON LOT 16 No. Bedrooms: 2
Tank Type: CONCRETE

Inside diameter: 5'
Inside length of sides: 5'
Liquids depth or distance from tank bottom to outlet bottom: 48"
Airspace (approximately): 3"
Approximate gallon cap.: 2,500-1000 gallons

Drain Field: Trench Bed: _____ Evapotranspiration: _____
Distance from private well: NA
Distance from foundation: To tank: 1/2 lot To drainfield: 1/2 lot
Distance from property line: To tank: 15' To drainfield: 13'
Depth of Trench: 32" Width of trench: 24"
Backfill material: lb: _____ II: _____ III: _____

Dimensions: 240' X 4' = 960 Sq. Ft.

Gravel: Natural: _____ Crushed: _____ Washed: _____
Amount: 12x10' yards; or Tons (per installation)

Pipe: Type: SB 28" Brand (if known): GRAVELLES Number of feet: 240'

General conditions and Workmanship:

- Solid Lines from house schedule 40 and have cleanout YES NO
- T's installed in tank at least 25% of liquid level YES NO
- Trench or bed bottom essentially level YES NO
- Gravel generally consistent 12" depth throughout field YES NO
- Perforated pipe generally level throughout field YES NO
- Porous media uniform (.72-2.0 inches) YES NO
- Inlet and outlet flow clearly marked YES NO
- Port holes 12" in diameter YES NO
- Are end caps provided if drainfield not looped YES NO
- Septic tank sturdy/water-tight YES NO
- Geo-textile fabric used for the permeable soil barrier YES NO
- Manufacturer's name address & tank capacity clearly visible YES NO

Installer: JOSE A. GONZALEZ License No.: 1350

Remarks: _____

Inspector: _____ Date: 10/15/2020

D.R. Lic. # 20831



County of Hidalgo

1304 S. 25th Ave. - Edinburg, TX 78539
Phone: (956) 383-0111 • Fax: (956) 383-7351

On-Site Sewerage Inspection Report

Owner: TILLMAN WELCH Permit #: 53081
 Address: SAW LICK ROAD 4 Phone #: _____
 Location: 493 ANDERSON LOT 7 No. Bedrooms: 3
 Tank Type: CONCRETE

Inside diameter: 5'
 Inside length of sides: 5'
 Liquids depth or distance from tank bottom to outlet bottom: 48"
 Airspace (approximately): 3"
 Approximate gallon cap.: 2,500 = 1000 gallons

Drain Field: Trench Bed: _____ Evapotranspiration: _____
 Distance from private well: NA
 Distance from foundation: To tank: 6'0" To drainfield: 6'0"
 Distance from property line: To tank: 15' To drainfield: 13'
 Depth of Trench: 32" Width of trench: 24"
 Backfill material: lb: _____ II: III: _____

Dimensions: 240' X 4' = 960 Sq. Ft.

Gravel: Natural: _____ Crushed: _____ Washed: _____
 Amount: 12x10' yards, or Tons (per installation)

Pipe: Type: SBS 8" Brand (if known): GRAVELLESS Number of feet: 240'

General conditions and Workmanship:

- Solid Lines from house schedule 40 and have cleanout YES NO
- T's installed in tank at least 25% of liquid level YES NO
- Trench or bed bottom essentially level YES NO
- Gravel generally consistent 12" depth throughout field YES NO
- Perforated pipe generally level throughout field YES NO
- Porous media uniform (.72-2.0 inches) YES NO
- Inlet and outlet flow clearly marked YES NO
- Port holes 12" in diameter YES NO
- Are end caps provided if drainfield not looped YES NO
- Septic tank sturdy/water-tight YES NO
- Geo-textile fabric used for the permeable soil barrier YES NO
- Manufacturer's name address & tank capacity clearly visible YES NO

Installer: JOSE A GONZALEZ License No.: 1350

Remarks: _____

Inspector: _____ Date: 10/15/2020

D.R. Lic. # 20831



County of Hidalgo

1304 S. 25th Ave. - Edinburg, TX 78539
Phone: (956) 383-0111 • Fax: (956) 383-7351

On-Site Sewerage Inspection Report

Owner: TILLMAN WELCH Permit #: 53081
 Address: SAN LUCIO NO 4 Phone #: _____
 Location: 493 - ANDERSON LOT 18 No. Bedrooms: 3
 Tank Type: CONCRETE

Inside diameter: 5'
 Inside length of sides: 5'
 Liquids depth or distance from tank bottom to outlet bottom: 48"
 Airspace (approximately): 3"
 Approximate gallon cap.: 2,500 = 1000 gallons

Drain Field: Trench Bed: _____ Evapotranspiration: _____
 Distance from private well: NA
 Distance from foundation: To tank: V LOT To drainfield: V LOT
 Distance from property line: To tank: 15' To drainfield: 13'
 Depth of Trench: 32" Width of trench: 24"
 Backfill material: lb: _____ II: III: _____

Dimensions: 24' X 4' = 960 Sq. Ft.

Gravel: Natural: _____ Crushed: _____ Washed: _____
 Amount: 12 x 20' yards, or Tons (per installation)

Pipe: Type: 5162-8" Brand (if known): GRAVELLES Number of feet: 240'

General conditions and Workmanship:

- Solid Lines from house schedule 40 and have cleanout YES NO
- T's installed in tank at least 25% of liquid level YES NO
- Trench or bed bottom essentially level YES NO
- Gravel generally consistent 12" depth throughout field YES NO
- Perforated pipe generally level throughout field YES NO
- Porous media uniform (.72-2.0 inches) YES NO
- Inlet and outlet flow clearly marked YES NO
- Port holes 12" in diameter YES NO
- Are end caps provided if drainfield not looped YES NO
- Septic tank sturdy/water-tight YES NO
- Geo-textile fabric used for the permeable soil barrier YES NO
- Manufacturer's name address & tank capacity clearly visible YES NO

Installer: JOSUA GONZALEZ License No.: 1350

Remarks: _____

Inspector: _____ Date: 10/15/2010

D.R. Lic. # 20821



County of Hidalgo

1304 S. 25th Ave. - Edinburg, TX 78539
Phone: (956) 383-0111 • Fax: (956) 383-7351

On-Site Sewerage Inspection Report

Owner: TILLMAN WELCH Permit #: 53081
Address: SAW LUCIO NO 4 Phone #: _____
Location: 493-ANDERSON LOT 19 No. Bedrooms: 3
Tank Type: CONCRETE

Inside diameter: 5'
Inside length of sides: 5'
Liquids depth or distance from tank bottom to outlet bottom: 48"
Airspace (approximately): 3"
Approximate gallon cap.: 2-500 = 1000 gallons

Drain Field: Trench Bed: _____ Evapotranspiration: _____
Distance from private well: NA
Distance from foundation: To tank: 1/2 lot To drainfield: 1/2 lot
Distance from property line: To tank: 15' To drainfield: 13'
Depth of Trench: 22" Width of trench: 24"
Backfill material: Ib: _____ II: _____ III: _____

Dimensions: 240' X 4' = 960 Sq. Ft.

Gravel: Natural: _____ Crushed: _____ Washed: _____
Amount: 17.20' yards, or Tons (per installation)

Pipe: Type: SBS2-8" Brand (if known): GRAVELLESS Number of feet: 240'

General conditions and Workmanship:

- Solid Lines from house schedule 40 and have cleanout YES NO
- T's installed in tank at least 25% of liquid level YES NO
- Trench or bed bottom essentially level YES NO
- Gravel generally consistent 12" depth throughout field YES NO
- Perforated pipe generally level throughout field YES NO
- Porous media uniform (.72-2.0 inches) YES NO
- Inlet and outlet flow clearly marked YES NO
- Port holes 12" in diameter YES NO
- Are end caps provided if drainfield not looped YES NO
- Septic tank sturdy/water-tight YES NO
- Geo-textile fabric used for the permeable soil barrier YES NO
- Manufacturer's name address & tank capacity clearly visible YES NO

Installer: JOSE A BONZALE License No.: 1350

Remarks: _____

Inspector: _____ Date: 10/15/2020

D.R. Lic. # 20831



County of Hidalgo

1304 S. 25th Ave. - Edinburg, TX 78539
Phone: (956) 383-0111 • Fax: (956) 383-7351

On-Site Sewerage Inspection Report

Owner: TILLMAN WELCH Permit #: 53081
 Address: SAW LUCIE NO 4 Phone #: _____
 Location: 493 - ANDERSON LOT 20 No. Bedrooms: 3
 Tank Type: CONCRETE

Inside diameter: 5'
 Inside length of sides: 5'
 Liquids depth or distance from tank bottom to outlet bottom: 48"
 Airspace (approximately): 3"
 Approximate gallon cap.: 2-500 = 1000 gallons

Drain Field: Trench / Bed: _____ Evapotranspiration: _____
 Distance from private well: NA
 Distance from foundation: To tank: V Lot To drainfield: V Lot
 Distance from property line: To tank: 15' To drainfield: 13'
 Depth of Trench: 32" Width of trench: 24"
 Backfill material: lb: _____ II: / III: _____

Dimensions: 240' X 4' = 960 Sq. Ft.

Gravel: Natural: _____ Crushed: _____ Washed: _____
 Amount: 12.470' yards, or Tons (per installation)

Pipe: Type: SB28" Brand (if known): GRAVELLES Number of feet: 240'

General conditions and Workmanship:

- Solid Lines from house schedule 40 and have cleanout V Lot YES NO
- T's installed in tank at least 25% of liquid level YES NO
- Trench or bed bottom essentially level YES NO
- Gravel generally consistent 12" depth throughout field GV YES NO
- Perforated pipe generally level throughout field YES NO
- Porous media uniform (.72-2.0 inches) GV YES NO
- Inlet and outlet flow clearly marked YES NO
- Port holes 12" in diameter YES NO
- Are end caps provided if drainfield not looped YES NO
- Septic tank sturdy/water-tight YES NO
- Geo-textile fabric used for the permeable soil barrier YES NO
- Manufacturer's name address & tank capacity clearly visible YES NO

Installer: JOSE A GONZALEZ License No.: 1350

Remarks: _____

Inspector: _____ Date: 10/25/2020

D.R. Lic. # 20831



County of Hidalgo

1304 S. 25th Ave. - Edinburg, TX 78539
Phone: (956) 383-0111 • Fax: (956) 383-7351

On-Site Sewerage Inspection Report

Owner: Tillman Welch Permit #: 53081
Address: San Luis No 4 Phone #: _____
Location: 493 E ANDERSON RD No. Bedrooms: 3
Tank Type: CONCRETE LOT 22

Inside diameter: 5'
Inside length of sides: 5'
Liquids depth or distance from tank bottom to outlet bottom: 48"
Airspace (approximately): 3"
Approximate gallon cap.: 2-5 USE 1000 gallons

Drain Field: Trench Bed: _____ Evapotranspiration: _____
Distance from private well: N/A
Distance from foundation: To tank: VACANT LOT To drainfield: VACANT LOT
Distance from property line: To tank: 15' To drainfield: 13'
Depth of Trench: 32" Width of trench: 24"
Backfill material: lb: _____ II: III: _____

Dimensions: 240' X 4' = 960 Sq. Ft.

Gravel: Natural: _____ Crushed: _____ Washed: _____
Amount: 12 X 20 yards, or Tons (per installation)

Pipe: Type: SBR Brand (if known): Gravel Number of feet: 240'

General conditions and Workmanship:

- Solid Lines from house schedule 40 and have cleanout Vacant YES NO
- T's installed in tank at least 25% of liquid level YES NO
- Trench or bed bottom essentially level YES NO
- Gravel generally consistent 12" depth throughout field Yes YES NO
- Perforated pipe generally level throughout field YES NO
- Porous media uniform (.72-2.0 inches) Yes YES NO
- Inlet and outlet flow clearly marked YES NO
- Port holes 12" in diameter YES NO
- Are end caps provided if drainfield not looped YES NO
- Septic tank sturdy/water-tight YES NO
- Geo-textile fabric used for the permeable soil barrier YES NO
- Manufacturer's name address & tank capacity clearly visible YES NO

Installer: Jose A. Garcia License No.: 1350

Remarks: _____

Inspector: _____ Date: 10/15/2020

D.R. Lic. # 20831



County of Hidalgo

1304 S. 25th Ave. - Edinburg, TX 78539
Phone: (956) 383-0111 • Fax: (956) 383-7351

On-Site Sewerage Inspection Report

Owner: Tillman Welch Permit #: 53081
 Address: San Luis No 4 Phone #: _____
 Location: 4937 Andersons No. Bedrooms: 3
 Tank Type: Concrete lot 23

Inside diameter: 5'
 Inside length of sides: 5'
 Liquids depth or distance from tank bottom to outlet bottom: 42"
 Airspace (approximately): 3'
 Approximate gallon cap.: 2-500-1-2-gallon

Drain Field: Trench Bed: _____ Evapotranspiration: _____
 Distance from private well: via
 Distance from foundation: To tank: VACANT To drainfield: VACANT
 Distance from property line: To tank: 15' To drainfield: 13'
 Depth of Trench: 32" Width of trench: 24"
 Backfill material: Ib: _____ II: _____ III: _____

Dimensions: 240 X 4 = 960 Sq. Ft.

Gravel: Natural: _____ Crushed: _____ Washed: _____
 Amount: 210 yards, or Tons (per installation)

Pipe: Type: SB2 8" Brand (if known): Gravel Number of feet: 240

General conditions and Workmanship:

- Solid Lines from house schedule 40 and have cleanout VACANT YES NO
- T's installed in tank at least 25% of liquid level YES NO
- Trench or bed bottom essentially level YES NO
- Gravel generally consistent 12" depth throughout field YES NO
- Perforated pipe generally level throughout field YES NO
- Porous media uniform (.72-2.0 inches) YES NO
- Inlet and outlet flow clearly marked YES NO
- Port holes 12" in diameter YES NO
- Are end caps provided if drainfield not looped YES NO
- Septic tank sturdy/water-tight YES NO
- Geo-textile fabric used for the permeable soil barrier YES NO
- Manufacturer's name address & tank capacity clearly visible YES NO

Installer: A. Gonzalez License No.: 1350

Remarks: _____

Inspector: _____ Date: 10/19/2020

D.R. Lic. # 20831



County of Hidalgo

1304 S. 25th Ave. - Edinburg, TX 78539
Phone: (956) 383-0111 • Fax: (956) 383-7351

On-Site Sewerage Inspection Report

Owner: Tillman Welch Permit #: 53081
 Address: SAN LUCAS No 4 Phone #: _____
 Location: 493 B ANDERSON RD No. Bedrooms: 3
LOT 24
 Tank Type: CONCRETE

Inside diameter: 5'
 Inside length of sides: 5'
 Liquids depth or distance from tank bottom to outlet bottom: 48"
 Airspace (approximately): 34
 Approximate gallon cap.: 2500 (600 gal)

Drain Field: Trench _____ Bed: _____ Evapotranspiration: _____
 Distance from private well: N/A
 Distance from foundation: To tank: JACOBS To drainfield: VACANT LOT
 Distance from property line: To tank: 5' To drainfield: 13'
 Depth of Trench: 32" Width of trench: 24"
 Backfill material: Ib: _____ II: _____ III: _____

Dimensions: 240 X 4' = 960 Sq. Ft.

Gravel: Natural: _____ Crushed: _____ Washed: _____
 Amount: 1200 yards, or Tons (per installation)

Pipe: Type: SB-8 Brand (if known): Gravello Number of feet: 240

General conditions and Workmanship:

- Solid Lines from house schedule 40 and have cleanout YES NO
- T's installed in tank at least 25% of liquid level YES NO
- Trench or bed bottom essentially level YES NO
- Gravel generally consistent 12" depth throughout field YES NO
- Perforated pipe generally level throughout field YES NO
- Porous media uniform (.72-2.0 inches) YES NO
- Inlet and outlet flow clearly marked YES NO
- Port holes 12" in diameter YES NO
- Are end caps provided if drainfield not looped YES NO
- Septic tank sturdy/water-tight YES NO
- Geo-textile fabric used for the permeable soil barrier YES NO
- Manufacturer's name address & tank capacity clearly visible YES NO

Installer: JOSE A GARCIA License No.: 1350

Remarks: _____

Inspector: _____ Date: 10/15/2020

D.R. Lic. # 20831



County of Hidalgo

1304 S. 25th Ave. - Edinburg, TX 78539
Phone: (956) 383-0111 • Fax: (956) 383-7351

On-Site Sewerage Inspection Report

Owner: William Weller Permit #: 53058
Address: SAN LUCA No 4 Phone #: _____
Location: 493 E ANDERSON RD No. Bedrooms: 3
Tank Type: CONCRETE LOT 26

Inside diameter: 5'
Inside length of sides: 5'
Liquids depth or distance from tank bottom to outlet bottom: 48"
Airspace (approximately): 3"
Approximate gallon cap.: 2500 = 1000 gals

Drain Field: Trench Bed: _____ Evapotranspiration: _____
Distance from private well: N/A
Distance from foundation: To tank: 4ft To drainfield: 4.6
Distance from property line: To tank: 15' To drainfield: 13"
Depth of Trench: 32" Width of trench: 24"
Backfill material: lb: _____ II: III: _____

Dimensions: 240' X 4' = 960 Sq. Ft.

Gravel: Natural: _____ Crushed: _____ Washed: _____
Amount: 12470 yards, or Tons (per installation)

Pipe: Type: 502-8 Brand (if known): Gravellex Number of feet: 240'

General conditions and Workmanship:

- Solid Lines from house schedule 40 and have cleanout YES NO
- T's installed in tank at least 25% of liquid level YES NO
- Trench or bed bottom essentially level YES NO
- Gravel generally consistent 12" depth throughout field YES NO
- Perforated pipe generally level throughout field YES NO
- Porous media uniform (.72-2.0 inches) YES NO
- Inlet and outlet flow clearly marked YES NO
- Port holes 12" in diameter YES NO
- Are end caps provided if drainfield not looped YES NO
- Septic tank sturdy/water-tight YES NO
- Geo-textile fabric used for the permeable soil barrier YES NO
- Manufacturer's name address & tank capacity clearly visible YES NO

Installer: JOSAE A GARCIA License No.: 1850

Remarks: _____

Inspector: [Signature] Date: 10/29/2020

D.R. Lic. # 20831



County of Hidalgo

1304 S. 25th Ave. - Edinburg, TX 78539
Phone: (956) 383-0111 • Fax: (956) 383-7351

On-Site Sewerage Inspection Report

Owner: TILLMAN WELCH Permit #: 53088
Address: SAN LUCIO No 4 Phone #: _____
Location: 4937 ANDERSON RD No. Bedrooms: 3
Tank Type: CONCRETE LOT 27

Inside diameter: 5'
Inside length of sides: 5'
Liquids depth or distance from tank bottom to outlet bottom: 48"
Airspace (approximately): 3"
Approximate gallon cap.: 2500-6000-g

Drain Field: Trench Bed: _____ Evapotranspiration: _____
Distance from private well: N/A
Distance from foundation: To tank: V. Lot To drainfield: V. Lot
Distance from property line: To tank: 15' To drainfield: 13'
Depth of Trench: 32" Width of trench: 24"
Backfill material: lb: _____ II: _____ III: _____

Dimensions: 240' X 4' = 960 Sq. Ft.

Gravel: Natural: _____ Crushed: _____ Washed: _____

Amount: 12 X 70 yards, or Tons (per installation)

Pipe: Type: 32-8" Brand (if known): Cravellers Number of feet: 240'

General conditions and Workmanship:

- Solid Lines from house schedule 40 and have cleanout V. Lot YES NO
- T's installed in tank at least 25% of liquid level YES NO
- Trench or bed bottom essentially level YES NO
- Gravel generally consistent 12" depth throughout field YES NO
- Perforated pipe generally level throughout field YES NO
- Porous media uniform (.72-2.0 inches) YES NO
- Inlet and outlet flow clearly marked YES NO
- Port holes 12" in diameter YES NO
- Are end caps provided if drainfield not looped YES NO
- Septic tank sturdy/water-tight YES NO
- Geo-textile fabric used for the permeable soil barrier YES NO
- Manufacturer's name address & tank capacity clearly visible YES NO

Installer: J.A. Gomez License No.: 1350

Remarks: _____

Inspector: _____ Date: 10/19/2020

D.R. Lic. # 20851



County of Hidalgo

1304 S. 25th Ave. - Edinburg, TX 78539
Phone: (956) 383-0111 • Fax: (956) 383-7351

On-Site Sewerage Inspection Report

Owner: TILLMAN WELCH Permit #: 53088
 Address: SAN LUCIA No 4 Phone #: _____
 Location: 4933 ANDERSON RD No. Bedrooms: 3
 Tank Type: CONCRETE 60" dia

Inside diameter: 5'
 Inside length of sides: 5'
 Liquids depth or distance from tank bottom to outlet bottom: 48"
 Airspace (approximately): 31"
 Approximate gallon cap.: 2500-3000 gal

Drain Field: Trench Bed: _____ Evapotranspiration: _____
 Distance from private well: N/A
 Distance from foundation: To tank: 1.6m To drainfield: 1.6m
 Distance from property line: To tank: 15' To drainfield: 13'
 Depth of Trench: 32" Width of trench: 24"
 Backfill material: lb: _____ II: III: _____

Dimensions: 240 X 4' = 960 Sq. Ft.

Gravel: Natural: _____ Crushed: _____ Washed: _____
 Amount: 125-200 yards, or Tons (per installation)

Pipe: Type: SB2-4" Brand (if known): Swirel Number of feet: 240'

General conditions and Workmanship:

- Solid Lines from house schedule 40 and have cleanout Up to 10' YES NO
- T's installed in tank at least 25% of liquid level YES NO
- Trench or bed bottom essentially level YES NO
- Gravel generally consistent 12" depth throughout field YES NO
- Perforated pipe generally level throughout field YES NO
- Porous media uniform (.72-2.0 inches) YES NO
- Inlet and outlet flow clearly marked YES NO
- Port holes 12" in diameter YES NO
- Are end caps provided if drainfield not looped YES NO
- Septic tank sturdy/water-tight YES NO
- Geo-textile fabric used for the permeable soil barrier YES NO
- Manufacturer's name address & tank capacity clearly visible YES NO

Installer: JOS A GONZALEZ License No.: 1350

Remarks: _____

Inspector: _____ Date: 10/19/2010

D.R. Lic. # 20832



County of Hidalgo

1304 S. 25th Ave. - Edinburg, TX 78539

Phone: (956) 383-0111 • Fax: (956) 383-7351

On-Site Sewerage Inspection Report

Owner: TILLMAN WELCH Permit #: 53088
 Address: SAN LUCIA No 4 Phone #: _____
 Location: 493 - ANDERSON RD No. Bedrooms: 3
LOT 29
 Tank Type: CONCRETE

Inside diameter: 5'
 Inside length of sides: 5'
 Liquids depth or distance from tank bottom to outlet bottom: 42"
 Airspace (approximately): 3"
 Approximate gallon cap.: 2.5WATERBOOZY

Drain Field: Trench Bed: _____ Evapotranspiration: _____
 Distance from private well: N/A
 Distance from foundation: To tank: 46' To drainfield: 46'
 Distance from property line: To tank: 15' To drainfield: 13'
 Depth of Trench: 32" Width of trench: 24"
 Backfill material: lb: _____ II: - III: _____

Dimensions: 240' X 4' = 960 Sq. Ft.

Gravel: Natural: _____ Crushed: _____ Washed: _____
 Amount: 2 X 120 yards, or Tons (per installation)

Pipe: Type: 5328 Brand (if known): Smuck Number of feet: 240'

General conditions and Workmanship:

- Solid Lines from house schedule 40 and have cleanout VACANT YES NO
- T's installed in tank at least 25% of liquid level YES NO
- Trench or bed bottom essentially level YES NO
- Gravel generally consistent 12" depth throughout field YES NO
- Perforated pipe generally level throughout field YES NO
- Porous media uniform (.72-2.0 inches) YES NO
- Inlet and outlet flow clearly marked YES NO
- Port holes 12" in diameter YES NO
- Are end caps provided if drainfield not looped YES NO
- Septic tank sturdy/water-tight YES NO
- Geo-textile fabric used for the permeable soil barrier YES NO
- Manufacturer's name address & tank capacity clearly visible YES NO

Installer: J A Garcia License No.: 1350

Remarks: _____

Inspector: _____ Date: 10/19/2020

D.R. Lic. # 20831



County of Hidalgo

1304 S. 25th Ave. - Edinburg, TX 78539
Phone: (956) 383-0111 • Fax: (956) 383-7351

On-Site Sewerage Inspection Report

Owner: TILMAN Welch Permit #: 53098
 Address: SAN LUCAS No 4 Phone #: _____
 Location: 492 ANDERSON RD No. Bedrooms: 3
 Tank Type: CONCRETE Lot 30

Inside diameter: 5'
 Inside length of sides: 5'
 Liquids depth or distance from tank bottom to outlet bottom: 48"
 Airspace (approximately): 3"
 Approximate gallon cap.: 2-5002000 gally

Drain Field: Trench Bed: _____ Evapotranspiration: _____
 Distance from private well: N/A
 Distance from foundation: To tank: 46' To drainfield: 66'
 Distance from property line: To tank: 15' To drainfield: 13'
 Depth of Trench: 32" Width of trench: 24"
 Backfill material: lb: _____ II: _____ III: _____

Dimensions: 240' X 4' = 760 Sq. Ft.

Gravel: Natural: _____ Crushed: _____ Washed: _____
 Amount: 1200 yards, or Tons (per installation)

Pipe: Type: SB28 Brand (if known): Gravelman Number of feet: 240

General conditions and Workmanship:

- Solid Lines from house schedule 40 and have cleanout various YES NO
- T's installed in tank at least 25% of liquid level YES NO
- Trench or bed bottom essentially level YES NO
- Gravel generally consistent 12" depth throughout field YES NO
- Perforated pipe generally level throughout field YES NO
- Porous media uniform (.72-2.0 inches) YES NO
- Inlet and outlet flow clearly marked YES NO
- Port holes 12" in diameter YES NO
- Are end caps provided if drainfield not looped YES NO
- Septic tank sturdy/water-tight YES NO
- Geo-textile fabric used for the permeable soil barrier YES NO
- Manufacturer's name address & tank capacity clearly visible YES NO

Installer: A. Gonzalez License No.: 1350

Remarks: _____

Inspector: _____ Date: 10/19/2020

D.R. Lic. # 20821



County of Hidalgo

1304 S. 25th Ave. - Edinburg, TX 78539
Phone: (956) 383-0111 • Fax: (956) 383-7351

On-Site Sewerage Inspection Report

Owner: Tillman Weller Permit #: 53089
 Address: San Lucio No 4 Phone #: _____
 Location: 493 B Anderson Rd No. Bedrooms: 3
 Tank Type: Concrete Lot 32

Inside diameter: 5
 Inside length of sides: 5
 Liquids depth or distance from tank bottom to outlet bottom: 48"
 Airspace (approximately): 3"
 Approximate gallon cap.: 2-500 (---)

Drain Field: Trench Bed: _____ Evapotranspiration: _____

Distance from private well: N/A
 Distance from foundation: To tank: 1/2 ft To drainfield: 4.6
 Distance from property line: To tank: 15 To drainfield: 13
 Depth of Trench: 32" Width of trench: 24"
 Backfill material: lb: _____ II: ✓ III: _____

Dimensions: 240 X 4 = 960 Sq. Ft.

Gravel: Natural: _____ Crushed: _____ Washed: _____
 Amount: 20 yards, or Tons (per installation)

Pipe: Type: SBR-8 Brand (if known): Gravelman Number of feet: 240'

General conditions and Workmanship:

- Vacant
- Solid Lines from house schedule 40 and have cleanout YES NO
 - T's installed in tank at least 25% of liquid level YES NO
 - Trench or bed bottom essentially level YES NO
 - Gravel generally consistent 12" depth throughout field 62 YES NO
 - Perforated pipe generally level throughout field YES NO
 - Porous media uniform (.72-2.0 inches) 62 YES NO
 - Inlet and outlet flow clearly marked YES NO
 - Port holes 12" in diameter YES NO
 - Are end caps provided if drainfield not looped YES NO
 - Septic tank sturdy/water-tight YES NO
 - Geo-textile fabric used for the permeable soil barrier YES NO
 - Manufacturer's name address & tank capacity clearly visible YES NO

Installer: Jose A Gonzalez License No.: 1350

Remarks: _____

Inspector: _____ Date: 10/19/2020

D.R. Lic. # 20831



County of Hidalgo

1304 S. 25th Ave. - Edinburg, TX 78539
Phone: (956) 383-0111 • Fax: (956) 383-7351

On-Site Sewerage Inspection Report

Owner: TILLMAN WELCH Permit #: 53088
Address: SAN LUCIO NU 4 Phone #: _____
Location: 443 E ANDERSON RD LOT 33 No. Bedrooms: 3
Tank Type: CONCRETE

Inside diameter: 5'
Inside length of sides: 5'
Liquids depth or distance from tank bottom to outlet bottom: 48"
Airspace (approximately): 4"
Approximate gallon cap.: 2,500 - 1000 gallons

Drain Field: Trench Bed: _____ Evapotranspiration: _____
Distance from private well: NA
Distance from foundation: To tank: VLOT To drainfield: VLOT
Distance from property line: To tank: 15' To drainfield: 13'
Depth of Trench: 32" Width of trench: 24"
Backfill material: lb: _____ II: III: _____

Dimensions: 240' X 4' = 960 Sq. Ft.

Gravel: Natural: _____ Crushed: _____ Washed: _____
Amount: 12x70' yards, or Tons (per installation)

Pipe: Type: 562-8" Brand (if known): GRAVELLESS Number of feet: 240'

General conditions and Workmanship:

- Solid Lines from house schedule 40 and have cleanout YES NO
- T's installed in tank at least 25% of liquid level YES NO
- Trench or bed bottom essentially level YES NO
- Gravel generally consistent 12" depth throughout field YES NO
- Perforated pipe generally level throughout field YES NO
- Porous media uniform (.72-2.0 inches) YES NO
- Inlet and outlet flow clearly marked YES NO
- Port holes 12" in diameter YES NO
- Are end caps provided if drainfield not looped YES NO
- Septic tank sturdy/water-tight YES NO
- Geo-textile fabric used for the permeable soil barrier YES NO
- Manufacturer's name address & tank capacity clearly visible YES NO

Installer: JOSE A GONZALEZ License No.: 1350

Remarks: _____

Inspector: _____ Date: 10/19/2020

D.R. Lic. # 00831



County of Hidalgo

1304 S. 25th Ave. - Edinburg, TX 78539

Phone: (956) 383-0111 • Fax: (956) 383-7351

On-Site Sewerage Inspection Report

Owner: TILLMAN WELCH Permit #: 42100

Address: SAN LUCAS RD Phone #: _____

Location: 403 ANDERSON RD LOT 34 No. Bedrooms: 3

Tank Type: CONCRETE

Inside diameter: 5'
Inside length of sides: 5'
Liquids depth or distance from tank bottom to outlet bottom: 4 1/2'
Airspace (approximately): 3 1/2'
Approximate gallon cap.: 7,500 - 10,000 gallons

Drain Field: Trench / Bed: _____ Evapotranspiration: _____

Distance from private well: NA
Distance from foundation: To tank: V Lot To drainfield: V Lot
Distance from property line: To tank: 15' To drainfield: 13'
Depth of Trench: 24" Width of trench: 24"
Backfill material: Ib: _____ II: _____ III: _____

Dimensions: 24" X 4' = 960 Sq. Ft.

Gravel: Natural: _____ Crushed: _____ Washed: _____
Amount: 1,200 yards, or Tons (per installation)

Pipe: Type: 5/8" 8" Brand (if known): GRAVELLESS Number of feet: 200'

General conditions and Workmanship:

- Solid Lines from house schedule 40 and have cleanout V Lot YES NO
- T's installed in tank at least 25% of liquid level YES NO
- Trench or bed bottom essentially level YES NO
- Gravel generally consistent 12" depth throughout field YES NO
- Perforated pipe generally level throughout field YES NO
- Porous media uniform (.72-2.0 inches) YES NO
- Inlet and outlet flow clearly marked YES NO
- Port holes 12" in diameter YES NO
- Are end caps provided if drainfield not looped YES NO
- Septic tank sturdy/water-tight YES NO
- Geo-textile fabric used for the permeable soil barrier YES NO
- Manufacturer's name address & tank capacity clearly visible YES NO

Installer: JOSE A GONZALEZ License No.: 135

Remarks: _____

Inspector: [Signature] Date: 10/19/2000

D.R. Lic. # _____



County of Hidalgo

1304 S. 25th Ave. - Edinburg, TX 78539
Phone: (956) 383-0111 • Fax: (956) 383-7351

On-Site Sewerage Inspection Report

Owner: Tullman Welch Permit #: 53088
 Address: San Lucas No 4 Phone #: _____
 Location: 493 RANDEMAN No. Bedrooms: 3
 Tank Type: CONCRETE LOT 35

Inside diameter: 5'
 Inside length of sides: 5'
 Liquids depth or distance from tank bottom to outlet bottom: 48"
 Airspace (approximately): 3"
 Approximate gallon cap.: 2500 = 100 gal/day

Drain Field: Trench Bed: _____ Evapotranspiration: _____
 Distance from private well: N/A
 Distance from foundation: To tank: V. LOT To drainfield: V. LOT
 Distance from property line: To tank: 15' To drainfield: 13'
 Depth of Trench: 32" Width of trench: 24"
 Backfill material: Ib: _____ II: III: _____

Dimensions: 24" X 0' = 760 Sq. Ft.

Gravel: Natural: _____ Crushed: _____ Washed: _____
 Amount: 2820' yards, or Tons (per installation)

Pipe: Type: 32" x 8 Brand (if known): Gravelle Number of feet: 240

General conditions and Workmanship:

- Solid Lines from house schedule 40 and have cleanout V. LOT YES NO
- T's installed in tank at least 25% of liquid level YES NO
- Trench or bed bottom essentially level YES NO
- Gravel generally consistent 12" depth throughout field YES NO
- Perforated pipe generally level throughout field YES NO
- Porous media uniform (.72-2.0 inches) YES NO
- Inlet and outlet flow clearly marked YES NO
- Port holes 12" in diameter YES NO
- Are end caps provided if drainfield not looped YES NO
- Septic tank sturdy/water-tight YES NO
- Geo-textile fabric used for the permeable soil barrier YES NO
- Manufacturer's name address & tank capacity clearly visible YES NO

Installer: J.A. Green License No.: 1750

Remarks: _____

Inspector: [Signature] Date: 10/19/2020

D.R. Lic. # 20831



County of Hidalgo

1304 S. 25th Ave. - Edinburg, TX 78539

Phone: (956) 383-0111 • Fax: (956) 383-7351

On-Site Sewerage Inspection Report

Owner: TILLMAN WELLS Permit #: 53085
 Address: SAN LUIS NO 4 Phone #: _____
 Location: 493 E ANDERSON RD No. Bedrooms: 3
 Tank Type: CONCRETE LOT 36

Inside diameter: 5'
 Inside length of sides: 5'
 Liquids depth or distance from tank bottom to outlet bottom: 48"
 Airspace (approximately): 3"
 Approximate gallon cap.: 2,500 - 1000 gal

Drain Field: Trench Bed: _____ Evapotranspiration: _____
 Distance from private well: N/A
 Distance from foundation: To tank: VALUAT To drainfield: UNKN
 Distance from property line: To tank: 15' To drainfield: 13'
 Depth of Trench: 32" Width of trench: 24"
 Backfill material: Ib: _____ II: III: _____

Dimensions: 240' X 4' = 960 Sq. Ft.

Gravel: Natural: _____ Crushed: _____ Washed: _____
 Amount: 2470' yards, or Tons (per installation)

Pipe: Type: 582 8" Brand (if known): Gravelley Number of feet: 240'

General conditions and Workmanship:

- Solid Lines from house schedule 40 and have cleanout YES NO
- T's installed in tank at least 25% of liquid level YES NO
- Trench or bed bottom essentially level YES NO
- Gravel generally consistent 12" depth throughout field YES NO
- Perforated pipe generally level throughout field YES NO
- Porous media uniform (.72-2.0 inches) YES NO
- Inlet and outlet flow clearly marked YES NO
- Port holes 12" in diameter YES NO
- Are end caps provided if drainfield not looped YES NO
- Septic tank sturdy/water-tight YES NO
- Geo-textile fabric used for the permeable soil barrier YES NO
- Manufacturer's name address & tank capacity clearly visible YES NO

Installer: J.A. Grande License No.: 1350

Remarks: _____

Inspector: _____ Date: 10/19/2020

D.R. Lic. # 22031



County of Hidalgo

1304 S. 25th Ave. - Edinburg, TX 78539
Phone: (956) 383-0111 • Fax: (956) 383-7351

On-Site Sewerage Inspection Report

Owner: TILLMAN WELCH Permit #: E 3088
 Address: SAN LUCIA NO 4 Phone #: _____
 Location: 493 E ANDERSON RD No. Bedrooms: 3
LOT 37
 Tank Type: CONCRETE

Inside diameter: 5'
 Inside length of sides: 5'
 Liquids depth or distance from tank bottom to outlet bottom: 48"
 Airspace (approximately): 3"
 Approximate gallon cap.: 2,500 = 1000 gallons

Drain Field: Trench Bed: _____ Evapotranspiration: _____

Distance from private well: NA
 Distance from foundation: To tank: V lot To drainfield: V lot
 Distance from property line: To tank: 15' To drainfield: 13'
 Depth of Trench: 32" Width of trench: 24"
 Backfill material: lb: _____ II: III: _____

Dimensions: 240' X 4' = 960 Sq. Ft.

Gravel: Natural: _____ Crushed: _____ Washed: _____
 Amount: 12420' yards, or Tons (per installation)

Pipe: Type: 507 8" Brand (if known): GRAVELLOSS Number of feet: 240'

General conditions and Workmanship:

- Solid Lines from house schedule 40 and have cleanout YES NO
- T's installed in tank at least 25% of liquid level YES NO
- Trench or bed bottom essentially level YES NO
- Gravel generally consistent 12" depth throughout field YES NO
- Perforated pipe generally level throughout field YES NO
- Porous media uniform (.72-2.0 inches) YES NO
- Inlet and outlet flow clearly marked YES NO
- Port holes 12" in diameter YES NO
- Are end caps provided if drainfield not looped YES NO
- Septic tank sturdy/water-tight YES NO
- Geo-textile fabric used for the permeable soil barrier YES NO
- Manufacturer's name address & tank capacity clearly visible YES NO

Installer: JOSE A GONZALEZ License No.: 1350

Remarks: _____

Inspector: _____ Date: 10/15/2020

D.R. Lic. # 20831



County of Hidalgo

1304 S. 25th Ave. - Edinburg, TX 78539
Phone: (956) 383-0111 • Fax: (956) 383-7351

On-Site Sewerage Inspection Report

Owner: Tillman Welch Permit #: 53098
 Address: San Lucas No 4 Phone #: _____
 Location: 493 B ANDERSON RD No. Bedrooms: 3
 Tank Type: CONCRETE LOT 38

Inside diameter: 5'
 Inside length of sides: 5'
 Liquids depth or distance from tank bottom to outlet bottom: 48"
 Airspace (approximately): 3"
 Approximate gallon cap.: 2500-1000 gallon

Drain Field: Trench Bed: _____ Evapotranspiration: _____
 Distance from private well: N/A
 Distance from foundation: To tank: 4.6' To drainfield: 4.6'
 Distance from property line: To tank: 8' To drainfield: 13'
 Depth of Trench: 32" Width of trench: 24"
 Backfill material: Ib: _____ II: III: _____

Dimensions: 240 X 4 = 960 Sq. Ft.

Gravel: Natural: _____ Crushed: _____ Washed: _____
 Amount: 12x20 yards, or Tons (per installation)

Pipe: Type: SR2-8" Brand (if known): Gravel Number of feet: 240

General conditions and Workmanship:

- Solid Lines from house schedule 40 and have cleanout YES NO
- T's installed in tank at least 25% of liquid level YES NO
- Trench or bed bottom essentially level YES NO
- Gravel generally consistent 12" depth throughout field YES NO
- Perforated pipe generally level throughout field YES NO
- Porous media uniform (.72-2.0 inches) YES NO
- Inlet and outlet flow clearly marked YES NO
- Port holes 12" in diameter YES NO
- Are end caps provided if drainfield not looped YES NO
- Septic tank sturdy/water-tight YES NO
- Geo-textile fabric used for the permeable soil barrier YES NO
- Manufacturer's name address & tank capacity clearly visible YES NO

Installer: [Signature] License No.: 1350

Remarks: _____

Inspector: [Signature] Date: 10/19/2020

D.R. Lic. # 20891



County of Hidalgo

1304 S. 25th Ave. - Edinburg, TX 78539
Phone: (956) 383-0111 • Fax: (956) 383-7351

On-Site Sewerage Inspection Report

Owner: Tillman Welch Permit #: 53085
 Address: San Lucas No 4 Phone #: _____
 Location: 493 - A HOEADON RD No. Bedrooms: 3
 Tank Type: CONCRETE LOT 39

Inside diameter: 5'
 Inside length of sides: 5'
 Liquids depth or distance from tank bottom to outlet bottom: 48"
 Airspace (approximately): 3"
 Approximate gallon cap.: 0.502 1000 gallon

Drain Field: Trench Bed: _____ Evapotranspiration: _____
 Distance from private well: N/A
 Distance from foundation: To tank: 11.6 FT To drainfield: 11.6 FT
 Distance from property line: To tank: 15' To drainfield: 13'
 Depth of Trench: 32" Width of trench: 24"
 Backfill material: Ib: _____ II: III: _____

Dimensions: 240' X 4' = 960 Sq. Ft.

Gravel: Natural: _____ Crushed: _____ Washed: _____
 Amount: 2520 yards, or Tons (per installation)

Pipe: Type: 32-8" Brand (if known): Gravel Number of feet: 240'

General conditions and Workmanship:

- Solid Lines from house schedule 40 and have cleanout 11.6 FT YES NO
- T's installed in tank at least 25% of liquid level YES NO
- Trench or bed bottom essentially level YES NO
- Gravel generally consistent 12" depth throughout field YES NO
- Perforated pipe generally level throughout field YES NO
- Porous media uniform (.72-2.0 inches) YES NO
- Inlet and outlet flow clearly marked YES NO
- Port holes 12" in diameter YES NO
- Are end caps provided if drainfield not looped YES NO
- Septic tank sturdy/water-tight YES NO
- Geo-textile fabric used for the permeable soil barrier YES NO
- Manufacturer's name address & tank capacity clearly visible YES NO

Installer: J.A. Gonzalez License No.: 1350

Remarks: _____

Inspector: _____ Date: 10/19/2020

D.R. Lic. # 20831



County of Hidalgo

1304 S. 25th Ave. - Edinburg, TX 78539

Phone: (956) 383-0111 • Fax: (956) 383-7351

On-Site Sewerage Inspection Report

Owner: TILLMAN WELCH Permit #: 53088
 Address: SAWELUCIA NICH Phone #: _____
 Location: 4931 ANDERSON RD No. Bedrooms: 3
LH40
 Tank Type: CONCRETE

Inside diameter: 5'
 Inside length of sides: 5'
 Liquids depth or distance from tank bottom to outlet bottom: 48"
 Airspace (approximately): 3"
 Approximate gallon cap.: 2500 = 1000 gallons

Drain Field: Trench ✓ Bed: _____ Evapotranspiration: _____
 Distance from private well: NA
 Distance from foundation: To tank: 120' To drainfield: 120'
 Distance from property line: To tank: 15' To drainfield: 13'
 Depth of Trench: 32" Width of trench: 24"
 Backfill material: lb: _____ II: ✓ III: _____

Dimensions: 240' X 4' = 960 Sq. Ft.

Gravel: Natural: _____ Crushed: _____ Washed: _____
 Amount: 12470' yards, or Tons (per installation)

Pipe: Type: 5152 8" Brand (if known): GRAVELLESS Number of feet: 240'

General conditions and Workmanship:

- Solid Lines from house schedule 40 and have cleanout YES NO
- T's installed in tank at least 25% of liquid level YES NO
- Trench or bed bottom essentially level YES NO
- Gravel generally consistent 12" depth throughout field YES NO
- Perforated pipe generally level throughout field YES NO
- Porous media uniform (.72-2.0 inches) YES NO
- Inlet and outlet flow clearly marked YES NO
- Port holes 12" in diameter YES NO
- Are end caps provided if drainfield not looped YES NO
- Septic tank sturdy/water-tight YES NO
- Geo-textile fabric used for the permeable soil barrier YES NO
- Manufacturer's name address & tank capacity clearly visible YES NO

Installer: JOSUA CONTRERAS License No.: 1310

Remarks: _____

Inspector: _____ Date: 10/19/2020

D.R. Lic. # 20831



County of Hidalgo

1304 S. 25th Ave. - Edinburg, TX 78539
Phone: (956) 383-0111 • Fax: (956) 383-7351

On-Site Sewerage Inspection Report

Owner: Tillman Welch Permit #: 53051
 Address: SAN LUCAS No 4 Phone #: _____
 Location: 493 E ANDERSON RD No. Bedrooms: 3
 Tank Type: CONCRETE Lot 41

Inside diameter: 5'
 Inside length of sides: 5'
 Liquids depth or distance from tank bottom to outlet bottom: 48"
 Airspace (approximately): 3'
 Approximate gallon cap.: 2500 = 1000 gallons

Drain Field: Trench Bed: _____ Evapotranspiration: _____
 Distance from private well: N/A
 Distance from foundation: To tank: 16' To drainfield: 4.6'
 Distance from property line: To tank: 15' To drainfield: 13'
 Depth of Trench: 32" Width of trench: 24"
 Backfill material: Ib: _____ II: III: _____

Dimensions: 240 X 4 = 960 Sq. Ft.

Gravel: Natural: _____ Crushed: _____ Washed: _____
 Amount: 2820 yards, or Tons (per installation)

Pipe: Type: SR2-8 Brand (if known): Gravelton Number of feet: 240

General conditions and Workmanship:

- Solid Lines from house schedule 40 and have cleanout UNKN YES NO
- T's installed in tank at least 25% of liquid level YES NO
- Trench or bed bottom essentially level YES NO
- Gravel generally consistent 12" depth throughout field no YES NO
- Perforated pipe generally level throughout field YES NO
- Porous media uniform (.72-2.0 inches) YES NO
- Inlet and outlet flow clearly marked YES NO
- Port holes 12" in diameter YES NO
- Are end caps provided if drainfield not looped YES NO
- Septic tank sturdy/water-tight YES NO
- Geo-textile fabric used for the permeable soil barrier YES NO
- Manufacturer's name address & tank capacity clearly visible YES NO

Installer: J.A. Gonzalez License No.: 1370

Remarks: _____

Inspector: _____ Date: 10/15/2020

D.R. Lic. # 20854



County of Hidalgo

1304 S. 25th Ave. - Edinburg, TX 78539
Phone: (956) 383-0111 • Fax: (956) 383-7351

On-Site Sewerage Inspection Report

Owner: T. Howard Welch Permit #: 53081
 Address: SAN LUCAS No 4 Phone #: _____
 Location: 493 B ANDERSON RD No. Bedrooms: 3
 Tank Type: CONCRETE Lot # 42

Inside diameter: 5'
 Inside length of sides: 5'
 Liquids depth or distance from tank bottom to outlet bottom: 48"
 Airspace (approximately): 3"
 Approximate gallon cap.: 2500 = 1000 gallons

Drain Field: Trench Bed: _____ Evapotranspiration: _____
 Distance from private well: N/A
 Distance from foundation: To tank: 6' To drainfield: 16'
 Distance from property line: To tank: 15' To drainfield: 13'
 Depth of Trench: _____ Width of trench: _____
 Backfill material: Ib: _____ II: III: _____

Dimensions: 240 X 4' = 960 Sq. Ft.

Gravel: Natural: _____ Crushed: _____ Washed: _____
 Amount: 270 yards, or Tons (per installation)

Pipe: Type: 32-8" Brand (if known): Crawford Number of feet: 240

General conditions and Workmanship:

- Solid Lines from house schedule 40 and have cleanout via manhole YES NO
- T's installed in tank at least 25% of liquid level YES NO
- Trench or bed bottom essentially level YES NO
- Gravel generally consistent 12" depth throughout field YES NO
- Perforated pipe generally level throughout field YES NO
- Porous media uniform (.72-2.0 inches) YES NO
- Inlet and outlet flow clearly marked YES NO
- Port holes 12" in diameter YES NO
- Are end caps provided if drainfield not looped YES NO
- Septic tank sturdy/water-tight YES NO
- Geo-textile fabric used for the permeable soil barrier YES NO
- Manufacturer's name address & tank capacity clearly visible YES NO

Installer: L.A. Gardner License No.: 1350

Remarks: _____

Inspector: _____ Date: 10/15/2010

D.R. Lic. # 20831



County of Hidalgo

1304 S. 25th Ave. - Edinburg, TX 78539
Phone: (956) 383-0111 • Fax: (956) 383-7351

On-Site Sewerage Inspection Report

Owner: TILLMAN Welch Permit #: 53081
 Address: SAN LUCAS No 4 Phone #: _____
 Location: 493 E ANDERSON RD No. Bedrooms: 3
 Tank Type: CONCRETE LOT 43

Inside diameter: 5'
 Inside length of sides: 5'
 Liquids depth or distance from tank bottom to outlet bottom: 48"
 Airspace (approximately): 3"
 Approximate gallon cap.: 2-500 = two gallons

Drain Field: Trench Bed: _____ Evapotranspiration: _____
 Distance from private well: N/A
 Distance from foundation: To tank: 4' 6" To drainfield: 4' 6"
 Distance from property line: To tank: 15' To drainfield: 13'
 Depth of Trench: 32" Width of trench: 24"
 Backfill material: Ib: _____ II: III: _____

Dimensions: 240' X 4' = 960 Sq. Ft.

Gravel: Natural: _____ Crushed: _____ Washed: _____
 Amount: 240 yards, or Tons (per installation)

Pipe: Type: SB2-8" Brand (if known): Ginn Number of feet: 240

General conditions and Workmanship:

- Solid Lines from house schedule 40 and have cleanout YES NO
- T's installed in tank at least 25% of liquid level YES NO
- Trench or bed bottom essentially level YES NO
- Gravel generally consistent 12" depth throughout field YES NO
- Perforated pipe generally level throughout field YES NO
- Porous media uniform (.72-2.0 inches) YES NO
- Inlet and outlet flow clearly marked YES NO
- Port holes 12" in diameter YES NO
- Are end caps provided if drainfield not looped YES NO
- Septic tank sturdy/water-tight YES NO
- Geo-textile fabric used for the permeable soil barrier YES NO
- Manufacturer's name address & tank capacity clearly visible YES NO

Installer: J.A. Gonzalez License No.: 1350

Remarks: _____

Inspector: [Signature] Date: 10/15/2020

D.R. Lic. # 2083



County of Hidalgo

1304 S. 25th Ave. - Edinburg, TX 78539
Phone: (956) 383-0111 • Fax: (956) 383-7351

On-Site Sewerage Inspection Report

Owner: TILLMAN WELCH Permit #: 53081
 Address: SAN LUIS No 4 Phone #: _____
 Location: 493 1/2 ANDERSON RD No. Bedrooms: 3
 Tank Type: CONCRETE lot 44

Inside diameter: 5'
 Inside length of sides: 5'
 Liquids depth or distance from tank bottom to outlet bottom: 48"
 Airspace (approximately): 3"
 Approximate gallon cap.: 2500 = 1000 gallon

Drain Field: Trench Bed: _____ Evapotranspiration: _____
 Distance from private well: N/A
 Distance from foundation: To tank: 16' To drainfield: 16'
 Distance from property line: To tank: 15' To drainfield: 13'
 Depth of Trench: 32" Width of trench: 24"
 Backfill material: Ib: _____ II: III: _____

Dimensions: 240' X 4' = 960 Sq. Ft.

Gravel: Natural: _____ Crushed: _____ Washed: _____
 Amount: 270 yards, or Tons (per installation)

Pipe: Type: SB2-8' Brand (if known): Gravelle Number of feet: 240'

General conditions and Workmanship:

- Solid Lines from house schedule 40 and have cleanout PLANET YES NO
- T's installed in tank at least 25% of liquid level YES NO
- Trench or bed bottom essentially level YES NO
- Gravel generally consistent 12" depth throughout field YES NO
- Perforated pipe generally level throughout field YES NO
- Porous media uniform (.72-2.0 inches) YES NO
- Inlet and outlet flow clearly marked YES NO
- Port holes 12" in diameter YES NO
- Are end caps provided if drainfield not looped YES NO
- Septic tank sturdy/water-tight YES NO
- Geo-textile fabric used for the permeable soil barrier YES NO
- Manufacturer's name address & tank capacity clearly visible YES NO

Installer: LA CONTRA License No.: 1350

Remarks: _____

Inspector: _____ Date: 10/15/2010

D.R. Lic. # 20831



County of Hidalgo

1304 S. 25th Ave. - Edinburg, TX 78539
Phone: (956) 383-0111 • Fax: (956) 383-7351

On-Site Sewerage Inspection Report

Owner: TILMAN WELCH Permit #: 53081
Address: SAN LUCAS No 4 Phone #: _____
Location: 493- ANDERSON RD No. Bedrooms: 3
Tank Type: CONCRETE 6-45

Inside diameter: 5'
Inside length of sides: 5'
Liquids depth or distance from tank bottom to outlet bottom: 48"
Airspace (approximately): 3"
Approximate gallon cap.: 2,500 = 1000 gallons

Drain Field: Trench Bed: _____ Evapotranspiration: _____
Distance from private well: N/A
Distance from foundation: To tank: V. lot To drainfield: V. lot
Distance from property line: To tank: 15' To drainfield: 13'
Depth of Trench: 32" Width of trench: 24"
Backfill material: lb: _____ II: III: _____

Dimensions: 240 X 4' = 960 Sq. Ft.

Gravel: Natural: _____ Crushed: _____ Washed: _____
Amount: 12x20 yards, or Tons (per installation)

Pipe: Type: 5137-8" Brand (if known): Gravelton Number of feet: 240

General conditions and Workmanship:

- Solid Lines from house schedule 40 and have cleanout Yours lot YES NO
- T's installed in tank at least 25% of liquid level YES NO
- Trench or bed bottom essentially level YES NO
- Gravel generally consistent 12" depth throughout field YES NO
- Perforated pipe generally level throughout field YES NO
- Porous media uniform (.72-2.0 inches) YES NO
- Inlet and outlet flow clearly marked YES NO
- Port holes 12" in diameter YES NO
- Are end caps provided if drainfield not looped YES NO
- Septic tank sturdy/water-tight YES NO
- Geo-textile fabric used for the permeable soil barrier YES NO
- Manufacturer's name address & tank capacity clearly visible YES NO

Installer: L.A. Lomas License No.: 1350

Remarks: _____

Inspector: [Signature] Date: 10/15/2020

D.R. Lic. # 20231



County of Hidalgo

1304 S. 25th Ave. - Edinburg, TX 78539
Phone: (956) 383-0111 • Fax: (956) 383-7351

On-Site Sewerage Inspection Report

Owner: T. H. ... Permit #: 53081
 Address: San Lucas No 4 Phone #: _____
 Location: 493 - ... No. Bedrooms: 3
 Tank Type: Concrete 60 x 46

Inside diameter: 5'
 Inside length of sides: 5'
 Liquids depth or distance from tank bottom to outlet bottom: 48"
 Airspace (approximately): 3"
 Approximate gallon cap.: 2.5 ...

Drain Field: Trench N Bed: _____ Evapotranspiration: _____
 Distance from private well: N/A
 Distance from foundation: To tank: 16' To drainfield: 16'
 Distance from property line: To tank: 15' To drainfield: 13'
 Depth of Trench: 32" Width of trench: 24"
 Backfill material: lb: _____ II: ✓ III: _____

Dimensions: 240 x 4 = 960 Sq. Ft.

Gravel: Natural: _____ Crushed: _____ Washed: _____
 Amount: 220 yards, or Tons (per installation)

Pipe: Type: 532-8" Brand (if known): Crawley Number of feet: 240'

General conditions and Workmanship:

- Solid Lines from house schedule 40 and have cleanout VACANT LOT YES NO
- T's installed in tank at least 25% of liquid level YES NO
- Trench or bed bottom essentially level YES NO
- Gravel generally consistent 12" depth throughout field 60 YES NO
- Perforated pipe generally level throughout field YES NO
- Porous media uniform (.72-2.0 inches) 60 YES NO
- Inlet and outlet flow clearly marked YES NO
- Port holes 12" in diameter YES NO
- Are end caps provided if drainfield not looped YES NO
- Septic tank sturdy/water-tight YES NO
- Geo-textile fabric used for the permeable soil barrier YES NO
- Manufacturer's name address & tank capacity clearly visible YES NO

Installer: LA ... License No.: 1350

Remarks: _____

Inspector: _____ Date: 10/15/200

D.R. Lic. # 20831



County of Hidalgo

1304 S. 25th Ave. - Edinburg, TX 78539
Phone: (956) 383-0111 • Fax: (956) 383-7351

On-Site Sewerage Inspection Report

Owner: William Walker Permit #: 53081
Address: Spur Road N-4 Phone #: _____
Location: 4937 N. DORRISON RD No. Bedrooms: 3
Tank Type: Concrete Lot 47

Inside diameter: 5
Inside length of sides: 6
Liquids depth or distance from tank bottom to outlet bottom: 48"
Airspace (approximately): 3"
Approximate gallon cap.: 2,505

Drain Field: Trench _____ Bed: _____ Evapotranspiration: _____
Distance from private well: N/A
Distance from foundation: To tank: 1/60 To drainfield: 1/60
Distance from property line: To tank: 15' To drainfield: 13'
Depth of Trench: 32" Width of trench: 24"
Backfill material: lb: _____ II: III: _____

Dimensions: 240 X 4 = 960 Sq. Ft.

Gravel: Natural: _____ Crushed: _____ Washed: _____
Amount: 270 yards, or Tons (per installation)

Pipe: Type: 8" Brand (if known): Glacier Number of feet: 240

General conditions and Workmanship:

- Solid Lines from house schedule 40 and have cleanout YES NO
- T's installed in tank at least 25% of liquid level YES NO
- Trench or bed bottom essentially level YES NO
- Gravel generally consistent 12" depth throughout field YES NO
- Perforated pipe generally level throughout field YES NO
- Porous media uniform (.72-2.0 inches) YES NO
- Inlet and outlet flow clearly marked YES NO
- Port holes 12" in diameter YES NO
- Are end caps provided if drainfield not looped YES NO
- Septic tank sturdy/water-tight YES NO
- Geo-textile fabric used for the permeable soil barrier YES NO
- Manufacturer's name address & tank capacity clearly visible YES NO

Installer: Bob Adams License No.: 1350

Remarks: _____

Inspector: _____ Date: 10/15/2001

D.R. Lic. # 20231



County of Hidalgo

1304 S. 25th Ave. - Edinburg, TX 78539
Phone: (956) 383-0111 • Fax: (956) 383-7351

On-Site Sewerage Inspection Report

Owner: Tillman Welch Permit #: 53081
 Address: San Lucas No 4 Phone #: _____
 Location: 493 Anderson Rd No. Bedrooms: 3
Lot 48
 Tank Type: COMING

Inside diameter: 5'
 Inside length of sides: 5'
 Liquids depth or distance from tank bottom to outlet bottom: 218"
 Airspace (approximately): 3"
 Approximate gallon cap.: 2500 = 1000 gallons

Drain Field: Trench Bed: _____ Evapotranspiration: _____
 Distance from private well: N/A
 Distance from foundation: To tank: 16' To drainfield: 16'
 Distance from property line: To tank: 15' To drainfield: 13'
 Depth of Trench: 32" Width of trench: 24"
 Backfill material: Ib: _____ II: III: _____

Dimensions: 240' X 4' = 960 Sq. Ft.

Gravel: Natural: _____ Crushed: _____ Washed: _____
 Amount: 120 yards, or Tons (per installation)

Pipe: Type: SBS-8" Brand (if known): Gravelle Number of feet: 240'

General conditions and Workmanship:

- Solid Lines from house schedule 40 and have cleanout YES NO
- T's installed in tank at least 25% of liquid level YES NO
- Trench or bed bottom essentially level YES NO
- Gravel generally consistent 12" depth throughout field YES NO
- Perforated pipe generally level throughout field YES NO
- Porous media uniform (.72-2.0 inches) YES NO
- Inlet and outlet flow clearly marked YES NO
- Port holes 12" in diameter YES NO
- Are end caps provided if drainfield not looped YES NO
- Septic tank sturdy/water-tight YES NO
- Geo-textile fabric used for the permeable soil barrier YES NO
- Manufacturer's name address & tank capacity clearly visible YES NO

Installer: J.A. Gouze License No.: 1350

Remarks: _____

Inspector: _____ Date: 10/15/2020

D.R. Lic. # 20831



County of Hidalgo

1304 S. 25th Ave. - Edinburg, TX 78539
Phone: (956) 383-0111 • Fax: (956) 383-7351

On-Site Sewerage Inspection Report

Owner: TILMAN WELCH Permit #: 53081
Address: SAN WARD NO 4 Phone #: _____
Location: 493 P ANDERSON RD No. Bedrooms: 3
Tank Type: CONCRETE LOT 49

Inside diameter: 5
Inside length of sides: 5
Liquids depth or distance from tank bottom to outlet bottom: 48"
Airspace (approximately): 3"
Approximate gallon cap.: 2-5000/1000

Drain Field: Trench Bed: _____ Evapotranspiration: _____
Distance from private well: N/A
Distance from foundation: To tank: V. LOT To drainfield: V. LOT
Distance from property line: To tank: 15' To drainfield: 13'
Depth of Trench: 32" Width of trench: 24"
Backfill material: Ib: _____ II: III: _____

Dimensions: 240' X 4' = 960 Sq. Ft.

Gravel: Natural: _____ Crushed: _____ Washed: _____
Amount: 2720 yards, or Tons (per installation)

Pipe: Type: 537-8" Brand (if known): Crowell Number of feet: 240

General conditions and Workmanship:

- Solid Lines from house schedule 40 and have cleanout VALVE YES NO
- T's installed in tank at least 25% of liquid level YES NO
- Trench or bed bottom essentially level YES NO
- Gravel generally consistent 12" depth throughout field YES NO
- Perforated pipe generally level throughout field YES NO
- Porous media uniform (.72-2.0 inches) YES NO
- Inlet and outlet flow clearly marked YES NO
- Port holes 12" in diameter YES NO
- Are end caps provided if drainfield not looped YES NO
- Septic tank sturdy/water-tight YES NO
- Geo-textile fabric used for the permeable soil barrier YES NO
- Manufacturer's name address & tank capacity clearly visible YES NO

Installer: JOHN A. GONZALES License No.: 1350

Remarks: _____

Inspector: _____ Date: 10/15/2008

D.R. Lic. # 22831-7



County of Hidalgo

1304 S. 25th Ave. - Edinburg, TX 78539

Phone: (956) 383-0111 • Fax: (956) 383-7351

On-Site Sewerage Inspection Report

Owner: Tillman Welch Permit #: 53091
 Address: San Luis No 4 Phone #: _____
 Location: 493 Anderson Rd No. Bedrooms: 3
lot 50
 Tank Type: concrete

Inside diameter: 5'
 Inside length of sides: 5'
 Liquids depth or distance from tank bottom to outlet bottom: 48"
 Airspace (approximately): 3"
 Approximate gallon cap.: 2500

Drain Field: Trench / Bed: _____ Evapotranspiration: _____
 Distance from private well: N/A
 Distance from foundation: To tank: 1.107 To drainfield: 1.107
 Distance from property line: To tank: 15' To drainfield: 13'
 Depth of Trench: 32" Width of trench: 24"
 Backfill material: Ib: _____ II: _____ III: _____

Dimensions: 240' X 4' = 960 Sq. Ft.

Gravel: Natural: _____ Crushed: _____ Washed: _____
 Amount: 2x20 yards, or Tons (per installation)

Pipe: Type: SB7-8 Brand (if known): Innovative Number of feet: 240

General conditions and Workmanship:

- Solid Lines from house schedule 40 and have cleanout Unavailable YES NO
- T's installed in tank at least 25% of liquid level YES NO
- Trench or bed bottom essentially level YES NO
- Gravel generally consistent 12" depth throughout field YES NO
- Perforated pipe generally level throughout field YES NO
- Porous media uniform (.72-2.0 inches) YES NO
- Inlet and outlet flow clearly marked YES NO
- Port holes 12" in diameter YES NO
- Are end caps provided if drainfield not looped YES NO
- Septic tank sturdy/water-tight YES NO
- Geo-textile fabric used for the permeable soil barrier YES NO
- Manufacturer's name address & tank capacity clearly visible YES NO

Installer: J A Garcia License No.: 1350

Remarks: _____

Inspector: _____ Date: 10/15/2020

D.R. Lic. # 20831



County of Hidalgo

1304 S. 25th Ave. - Edinburg, TX 78539
Phone: (956) 383-0111 • Fax: (956) 383-7351

On-Site Sewerage Inspection Report

Owner: Tillman Welch Permit #: 53088
Address: San Luis No 4 Phone #: _____
Location: 497-Anderson Rd No. Bedrooms: 3
Tank Type: concrete 60 x 51

Inside diameter: 5'
Inside length of sides: 5'
Liquids depth or distance from tank bottom to outlet bottom: 48"
Airspace (approximately): 3"
Approximate gallon cap.: 2,500 = 1,000 gallons

Drain Field: Trench / Bed: _____ Evapotranspiration: _____
Distance from private well: N/A
Distance from foundation: To tank: N/A To drainfield: N/A
Distance from property line: To tank: 15' To drainfield: 13'
Depth of Trench: 30" Width of trench: 24"
Backfill material: lb: _____ II: / III: _____

Dimensions: 240' X 4' = 960 Sq. Ft.

Gravel: Natural: _____ Crushed: _____ Washed: _____
Amount: 170 yards, or Tons (per installation)

Pipe: Type: 587-8" Brand (if known): Gravel Number of feet: 240

General conditions and Workmanship:

- Solid Lines from house schedule 40 and have cleanout N/A YES NO
- T's installed in tank at least 25% of liquid level YES NO
- Trench or bed bottom essentially level YES NO
- Gravel generally consistent 12" depth throughout field Gr YES NO
- Perforated pipe generally level throughout field YES NO
- Porous media uniform (.72-2.0 inches) Gr YES NO
- Inlet and outlet flow clearly marked YES NO
- Port holes 12" in diameter YES NO
- Are end caps provided if drainfield not looped YES NO
- Septic tank sturdy/water-tight YES NO
- Geo-textile fabric used for the permeable soil barrier YES NO
- Manufacturer's name address & tank capacity clearly visible YES NO

Installer: José A. Garcia License No.: 1350

Remarks: _____

Inspector: _____ Date: 10/15/2020

D.R. Lic. # 20831-7



County of Hidalgo

1304 S. 25th Ave. - Edinburg, TX 78539
Phone: (956) 383-0111 • Fax: (956) 383-7351

On-Site Sewerage Inspection Report

Owner: Tillman Welch Permit #: 53088
 Address: SAN LUCAS No 4 Phone #: _____
 Location: 493 E ALDERSON RD No. Bedrooms: 3
 Tank Type: CONCRETE Lot 52

Inside diameter: 5'
 Inside length of sides: 5'
 Liquids depth or distance from tank bottom to outlet bottom: 48"
 Airspace (approximately): 3"
 Approximate gallon cap.: 2-500-1000 gallons

Drain Field: Trench Bed: _____ Evapotranspiration: _____
 Distance from private well: N/A
 Distance from foundation: To tank: 4.60' To drainfield: 4.60'
 Distance from property line: To tank: 15' To drainfield: 13'
 Depth of Trench: 32" Width of trench: 24"
 Backfill material: lb: _____ II: III: _____

Dimensions: 240' X 4' = 760 Sq. Ft.

Gravel: Natural: _____ Crushed: _____ Washed: _____
 Amount: 12x20 yards, or Tons (per installation)

Pipe: Type: 5132-8" Brand (if known): Gowen Number of feet: 240

General conditions and Workmanship:

- Solid Lines from house schedule 40 and have cleanout YES NO
- T's installed in tank at least 25% of liquid level YES NO
- Trench or bed bottom essentially level YES NO
- Gravel generally consistent 12" depth throughout field YES NO
- Perforated pipe generally level throughout field YES NO
- Porous media uniform (.72-2.0 inches) YES NO
- Inlet and outlet flow clearly marked YES NO
- Port holes 12" in diameter YES NO
- Are end caps provided if drainfield not looped YES NO
- Septic tank sturdy/water-tight YES NO
- Geo-textile fabric used for the permeable soil barrier YES NO
- Manufacturer's name address & tank capacity clearly visible YES NO

Installer: J.A. Gowen License No.: 1350

Remarks: _____

Inspector: _____ Date: 10/19/2020

D.R. Lic. # 20891



County of Hidalgo

1304 S. 25th Ave. - Edinburg, TX 78539

Phone: (956) 383-0111 • Fax: (956) 383-7351

On-Site Sewerage Inspection Report

Owner: Tilman Welch Permit #: 53003
 Address: SAN LUCIA No 4 Phone #: _____
 Location: 493 + ANDERSON RD No. Bedrooms: 3
 Tank Type: concrete lot 53

Inside diameter: 5'
 Inside length of sides: 5'
 Liquids depth or distance from tank bottom to outlet bottom: 48"
 Airspace (approximately): 3"
 Approximate gallon cap.: 2500

Drain Field: Trench Bed: _____ Evapotranspiration: _____
 Distance from private well: N/A
 Distance from foundation: To tank: 46" To drainfield: 26"
 Distance from property line: To tank: 15' To drainfield: 13'
 Depth of Trench: 32" Width of trench: 24"
 Backfill material: Ib: _____ II: _____ III: _____

Dimensions: 240 X 4' = 960 Sq. Ft.

Gravel: Natural: _____ Crushed: _____ Washed: _____
 Amount: 1270 yards, or Tons (per installation)

Pipe: Type: 531-8" Brand (if known): Crown Number of feet: 240

General conditions and Workmanship:

- Solid Lines from house schedule 40 and have cleanout... 11 lot YES NO
- T's installed in tank at least 25% of liquid level..... YES NO
- Trench or bed bottom essentially level YES NO
- Gravel generally consistent 12" depth throughout field YES NO
- Perforated pipe generally level throughout field YES NO
- Porous media uniform (.72-2.0 inches) YES NO
- Inlet and outlet flow clearly marked YES NO
- Port holes 12" in diameter YES NO
- Are end caps provided if drainfield not looped YES NO
- Septic tank sturdy/water-tight YES NO
- Geo-textile fabric used for the permeable soil barrier YES NO
- Manufacturer's name address & tank capacity clearly visible YES NO

Installer: J.A. Crown License No.: 1350

Remarks: _____

Inspector: [Signature] Date: 10/19/2000

D.R. Lic. # 20831



County of Hidalgo

1304 S. 25th Ave. - Edinburg, TX 78539
Phone: (956) 383-0111 • Fax: (956) 383-7351

On-Site Sewerage Inspection Report

Owner: TILLMAN WELCH Permit #: 83088
 Address: SAW DUG NO 4 Phone #: _____
 Location: 493 - ANDERSON RD No. Bedrooms: 3
 Tank Type: CONCRETE LOT 54

Inside diameter: 5'
 Inside length of sides: 5'
 Liquids depth or distance from tank bottom to outlet bottom: 48"
 Airspace (approximately): 3'
 Approximate gallon cap.: 250000 gal

Drain Field: Trench ✓ Bed: _____ Evapotranspiration: _____
 Distance from private well: N/A
 Distance from foundation: To tank: 4' 0" To drainfield: 4' 0"
 Distance from property line: To tank: 15' To drainfield: 13'
 Depth of Trench: 15' Width of trench: 13'
 Backfill material: lb: _____ II: ✓ III: _____

Dimensions: 240' X 4' = 960 Sq. Ft.

Gravel: Natural: _____ Crushed: _____ Washed: _____
 Amount: 2420 yards, or Tons (per installation)

Pipe: Type: SBR-8 Brand (if known): Gravel Number of feet: 245'

General conditions and Workmanship:

- Solid Lines from house schedule 40 and have cleanout YES NO
- T's installed in tank at least 25% of liquid level YES NO
- Trench or bed bottom essentially level YES NO
- Gravel generally consistent 12" depth throughout field YES NO
- Perforated pipe generally level throughout field YES NO
- Porous media uniform (.72-2.0 inches) YES NO
- Inlet and outlet flow clearly marked YES NO
- Port holes 12" in diameter YES NO
- Are end caps provided if drainfield not looped YES NO
- Septic tank sturdy/water-tight YES NO
- Geo-textile fabric used for the permeable soil barrier YES NO
- Manufacturer's name address & tank capacity clearly visible YES NO

Installer: J.A. Garry License No.: 1350

Remarks: _____

Inspector: _____ Date: 10/15/2020

D.R. Lic. # 20831



County of Hidalgo

1304 S. 25th Ave. - Edinburg, TX 78539
Phone: (956) 383-0111 • Fax: (956) 383-7351

On-Site Sewerage Inspection Report

Owner: TILLMAN WELCH Permit #: 53055
 Address: SAN LUCAS NO 4 Phone #: _____
 Location: 493 - ANDERSONS LOT 55 No. Bedrooms: 3
 Tank Type: CONCRETE

Inside diameter: 5'
 Inside length of sides: 5'
 Liquids depth or distance from tank bottom to outlet bottom: 28"
 Airspace (approximately): 3"
 Approximate gallon cap.: 25000 gallons

Drain Field: Trench Bed: _____ Evapotranspiration: _____
 Distance from private well: N/A
 Distance from foundation: To tank: V. LOT To drainfield: V. LOT
 Distance from property line: To tank: 15' To drainfield: 13'
 Depth of Trench: 32" Width of trench: 24"
 Backfill material: lb: _____ II: III: _____

Dimensions: 210' X 4' = 960 Sq. Ft.

Gravel: Natural: _____ Crushed: _____ Washed: _____
 Amount: 2720 yards, or Tons (per installation)

Pipe: Type: S32 8" Brand (if known): Gravel Number of feet: 240

General conditions and Workmanship:

- Solid Lines from house schedule 40 and have cleanout V. lot YES NO
- T's installed in tank at least 25% of liquid level YES NO
- Trench or bed bottom essentially level YES NO
- Gravel generally consistent 12" depth throughout field 6' YES NO
- Perforated pipe generally level throughout field YES NO
- Porous media uniform (.72-2.0 inches) 6' YES NO
- Inlet and outlet flow clearly marked YES NO
- Port holes 12" in diameter YES NO
- Are end caps provided if drainfield not looped YES NO
- Septic tank sturdy/water-tight YES NO
- Geo-textile fabric used for the permeable soil barrier YES NO
- Manufacturer's name address & tank capacity clearly visible YES NO

Installer: J.A. Garcia License No.: 1750

Remarks: _____

Inspector: _____ Date: 10/15/2020

D.R. Lic. # 20871



County of Hidalgo

1304 S. 25th Ave. - Edinburg, TX 78539
Phone: (956) 383-0111 • Fax: (956) 383-7351

On-Site Sewerage Inspection Report

Owner: Tillman Wolcott Permit #: 53085
 Address: San Luis No 4 Phone #: _____
 Location: 493 & Anderson No. Bedrooms: 3
lot 56
 Tank Type: concrete

Inside diameter: 5'
 Inside length of sides: 5'
 Liquids depth or distance from tank bottom to outlet bottom: 48"
 Airspace (approximately): 3"
 Approximate gallon cap.: 2-5000 gal

Drain Field: Trench — Bed: _____ Evapotranspiration: _____
 Distance from private well: N/A
 Distance from foundation: To tank: 46" To drainfield: 46"
 Distance from property line: To tank: 15' To drainfield: 13'
 Depth of Trench: 32" Width of trench: 24"
 Backfill material: lb: _____ II: _____ III: _____

Dimensions: 240 X 4' = 960 Sq. Ft.

Gravel: Natural: _____ Crushed: _____ Washed: _____
 Amount: 220 yards, or Tons (per installation)

Pipe: Type: SBI 8" Brand (if known): Gardner Number of feet: 240

General conditions and Workmanship:

- Solid Lines from house schedule 40 and have cleanout 46" YES NO
- T's installed in tank at least 25% of liquid level YES NO
- Trench or bed bottom essentially level YES NO
- Gravel generally consistent 12" depth throughout field YES NO
- Perforated pipe generally level throughout field YES NO
- Porous media uniform (.72-2.0 inches) YES NO
- Inlet and outlet flow clearly marked YES NO
- Port holes 12" in diameter YES NO
- Are end caps provided if drainfield not looped YES NO
- Septic tank sturdy/water-tight YES NO
- Geo-textile fabric used for the permeable soil barrier YES NO
- Manufacturer's name address & tank capacity clearly visible YES NO

Installer: J.A. Brown License No.: 1350

Remarks: _____

Inspector: _____ Date: 10/19/2020

D.R. Lic. # 20877



County of Hidalgo

1304 S. 25th Ave. - Edinburg, TX 78539
Phone: (956) 383-0111 • Fax: (956) 383-7351

On-Site Sewerage Inspection Report

Owner: William Welch Permit #: 53088
 Address: San Loco No 4 Phone #: _____
 Location: 493 E Anderson Rd No. Bedrooms: 3
Lot 57
 Tank Type: concrete

Inside diameter: 5
 Inside length of sides: 5
 Liquids depth or distance from tank bottom to outlet bottom: 48"
 Airspace (approximately): 3"
 Approximate gallon cap.: 2500

Drain Field: Trench Bed: _____ Evapotranspiration: _____
 Distance from private well: N/A
 Distance from foundation: To tank: 110" To drainfield: 110"
 Distance from property line: To tank: 19" To drainfield: 14"
 Depth of Trench: 32" Width of trench: 24"
 Backfill material: Ib: _____ II: III: _____

Dimensions: 240' X 4' = 960 Sq. Ft.

Gravel: Natural: _____ Crushed: _____ Washed: _____
 Amount: 1275 yards, or Tons (per installation)

Pipe: Type: 531 8" Brand (if known): Coronado Number of feet: 240

General conditions and Workmanship:

- Solid Lines from house schedule 40 and have cleanout marked YES NO
- T's installed in tank at least 25% of liquid level YES NO
- Trench or bed bottom essentially level YES NO
- Gravel generally consistent 12" depth throughout field YES NO
- Perforated pipe generally level throughout field YES NO
- Porous media uniform (.72-2.0 inches) YES NO
- Inlet and outlet flow clearly marked YES NO
- Port holes 12" in diameter YES NO
- Are end caps provided if drainfield not looped YES NO
- Septic tank sturdy/water-tight YES NO
- Geo-textile fabric used for the permeable soil barrier YES NO
- Manufacturer's name address & tank capacity clearly visible YES NO

Installer: J.A. Gonzalez License No.: 1350

Remarks: _____

Inspector: _____ Date: 12/19/2020

D.R. Lic. # 20831



County of Hidalgo

1304 S. 25th Ave. - Edinburg, TX 78539
Phone: (956) 383-0111 • Fax: (956) 383-7351

On-Site Sewerage Inspection Report

Owner: William Wally Permit #: 53083
 Address: San Lucas No 4 Phone #: _____
 Location: 493 - Anderson No. Bedrooms: 3
 Tank Type: CONCRETE lot 58

Inside diameter: 5'
 Inside length of sides: 5'
 Liquids depth or distance from tank bottom to outlet bottom: 48"
 Airspace (approximately): 3"
 Approximate gallon cap.: 2-50000 gals

Drain Field: Trench Bed: _____ Evapotranspiration: _____
 Distance from private well: NA
 Distance from foundation: To tank: 400 ft To drainfield: 400 ft
 Distance from property line: To tank: 15' To drainfield: 13'
 Depth of Trench: 15' Width of trench: 13'
 Backfill material: Ib: _____ II: III: _____

Dimensions: 240 X 4' = 960 Sq. Ft.

Gravel: Natural: _____ Crushed: _____ Washed: _____
 Amount: 12 x 20' yards, or Tons (per installation)

Pipe: Type: 532-8" Brand (if known): Grand Number of feet: 240

General conditions and Workmanship:

- Solid Lines from house schedule 40 and have cleanout YES NO
- T's installed in tank at least 25% of liquid level YES NO
- Trench or bed bottom essentially level YES NO
- Gravel generally consistent 12" depth throughout field YES NO
- Perforated pipe generally level throughout field YES NO
- Porous media uniform (.72-2.0 inches) YES NO
- Inlet and outlet flow clearly marked YES NO
- Port holes 12" in diameter YES NO
- Are end caps provided if drainfield not looped YES NO
- Septic tank sturdy/water-tight YES NO
- Geo-textile fabric used for the permeable soil barrier YES NO
- Manufacturer's name address & tank capacity clearly visible YES NO

Installer: L.A. Gomez License No.: 1350

Remarks: _____

Inspector: _____ Date: 10/19/2020

D.R. Lic. # 20831



County of Hidalgo

1304 S. 25th Ave. - Edinburg, TX 78539
Phone: (956) 383-0111 • Fax: (956) 383-7351

On-Site Sewerage Inspection Report

Owner: William Welch Permit #: 53098
 Address: SAN LEO No 4 Phone #: _____
 Location: 493 - ANDERSON RD No. Bedrooms: 3
 Tank Type: CONCRETE LOT 59

Inside diameter: 5'
 Inside length of sides: 5'
 Liquids depth or distance from tank bottom to outlet bottom: 1.8'
 Airspace (approximately): 3'
 Approximate gallon cap.: 2 cubic ft

Drain Field: Trench ✓ Bed: _____ Evapotranspiration: _____
 Distance from private well: N/A
 Distance from foundation: To tank: 4.6' To drainfield: 4.6'
 Distance from property line: To tank: 15' To drainfield: 14'
 Depth of Trench: 32" Width of trench: 24"
 Backfill material: lb: _____ II: _____ III: _____

Dimensions: 240' X 4' = 960 Sq. Ft.

Gravel: Natural: _____ Crushed: _____ Washed: _____
 Amount: 2220 yards, or Tons (per installation)

Pipe: Type: SB2-8" Brand (if known): Crown Number of feet: 245

General conditions and Workmanship:

- Solid Lines from house schedule 40 and have cleanout YES NO
- T's installed in tank at least 25% of liquid level YES NO
- Trench or bed bottom essentially level YES NO
- Gravel generally consistent 12" depth throughout field YES NO
- Perforated pipe generally level throughout field YES NO
- Porous media uniform (.72-2.0 inches) YES NO
- Inlet and outlet flow clearly marked YES NO
- Port holes 12" in diameter YES NO
- Are end caps provided if drainfield not looped YES NO
- Septic tank sturdy/water-tight YES NO
- Geo-textile fabric used for the permeable soil barrier YES NO
- Manufacturer's name address & tank capacity clearly visible YES NO

Installer: Jose A. Gomez License No.: 1350

Remarks: _____

Inspector: _____ Date: 10/19/2020

D.R. Lic. # 20851



County of Hidalgo

1304 S. 25th Ave. - Edinburg, TX 78539
Phone: (956) 383-0111 • Fax: (956) 383-7351

On-Site Sewerage Inspection Report

Owner: TILLMAN WALCH Permit #: 53088
 Address: SAN LUIS NO 4 Phone #: _____
 Location: 493 F ALDERSON RD No. Bedrooms: 3
 Tank Type: CONCRETE LOT 60

Inside diameter: 5'
 Inside length of sides: 5'
 Liquids depth or distance from tank bottom to outlet bottom: 48"
 Airspace (approximately): 39"
 Approximate gallon cap.: 250000 gallons

Drain Field: Trench ✓ Bed: _____ Evapotranspiration: _____
 Distance from private well: N/A
 Distance from foundation: To tank: 110' To drainfield: 110'
 Distance from property line: To tank: 15' To drainfield: 14'
 Depth of Trench: 32" Width of trench: 24"
 Backfill material: Ib: _____ II: ✓ III: _____

Dimensions: 240 X 4' = 960 Sq. Ft.

Gravel: Natural: _____ Crushed: _____ Washed: _____
 Amount: 2x70' yards, or Tons (per installation)

Pipe: Type: 582-8" Brand (if known): Cornwall Number of feet: 290

General conditions and Workmanship:

- Solid Lines from house schedule 40 and have cleanout YES NO
- T's installed in tank at least 25% of liquid level YES NO
- Trench or bed bottom essentially level YES NO
- Gravel generally consistent 12" depth throughout field YES NO
- Perforated pipe generally level throughout field YES NO
- Porous media uniform (.72-2.0 inches) YES NO
- Inlet and outlet flow clearly marked YES NO
- Port holes 12" in diameter YES NO
- Are end caps provided if drainfield not looped YES NO
- Septic tank sturdy/water-tight YES NO
- Geo-textile fabric used for the permeable soil barrier YES NO
- Manufacturer's name address & tank capacity clearly visible YES NO

Installer: J.A. Garcia License No.: 1350

Remarks: _____

Inspector: _____ Date: 10/19/2020

D.R. Lic. # 20831



County of Hidalgo

1304 S. 25th Ave. - Edinburg, TX 78539
Phone: (956) 383-0111 • Fax: (956) 383-7351

On-Site Sewerage Inspection Report

Owner: Tillman Welch Permit #: 53088
 Address: San Lucio No 4 Phone #: _____
 Location: 143 - A. O. F. ASON RD No. Bedrooms: 3
 Tank Type: CONCRETE 6' x 6'

Inside diameter: 5'
 Inside length of sides: 5'
 Liquids depth or distance from tank bottom to outlet bottom: 48"
 Airspace (approximately): 3"
 Approximate gallon cap.: 2500-6000 gallons

Drain Field: Trench Bed: _____ Evapotranspiration: _____

Distance from private well: N/A
 Distance from foundation: To tank: 4.6 ft To drainfield: 4.6 ft
 Distance from property line: To tank: 15' To drainfield: 13'
 Depth of Trench: 32" Width of trench: 24"
 Backfill material: Ib: _____ II: III: _____

Dimensions: 240' X 4' = 960 Sq. Ft.

Gravel: Natural: _____ Crushed: _____ Washed: _____

Amount: 12770 yards, or Tons (per installation)

Pipe: Type: SR-8" Brand (if known): Gravelle Number of feet: 740

General conditions and Workmanship:

- Solid Lines from house schedule 40 and have cleanout YES NO
- T's installed in tank at least 25% of liquid level YES NO
- Trench or bed bottom essentially level YES NO
- Gravel generally consistent 12" depth throughout field YES NO
- Perforated pipe generally level throughout field YES NO
- Porous media uniform (.72-2.0 inches) YES NO
- Inlet and outlet flow clearly marked YES NO
- Port holes 12" in diameter YES NO
- Are end caps provided if drainfield not looped YES NO
- Septic tank sturdy/water-tight YES NO
- Geo-textile fabric used for the permeable soil barrier YES NO
- Manufacturer's name address & tank capacity clearly visible YES NO

Installer: J. A. Gonzalez License No.: 1350

Remarks: _____

Inspector: _____ Date: 10/19/2010

D.R. Lic. # 20831



County of Hidalgo

1304 S. 25th Ave. - Edinburg, TX 78539
Phone: (956) 383-0111 • Fax: (956) 383-7351

On-Site Sewerage Inspection Report

Owner: Tillman Welch Permit #: 53088
 Address: SAN LUIS No 4 Phone #: _____
 Location: 493 - ALPHESSON RD No. Bedrooms: 3
 Tank Type: CONCRETE 10762

Inside diameter: 5'
 Inside length of sides: 5'
 Liquids depth or distance from tank bottom to outlet bottom: 48"
 Airspace (approximately): 3"
 Approximate gallon cap.: 2.5 water gallon

Drain Field: Trench Bed: _____ Evapotranspiration: _____

Distance from private well: PIK.
 Distance from foundation: To tank: U.6ft. To drainfield: U.6ft
 Distance from property line: To tank: 15' To drainfield: 12'
 Depth of Trench: 32" Width of trench: 24"
 Backfill material: Ib: _____ II: III: _____

Dimensions: 240 X 4 = 960 Sq. Ft.

Gravel: Natural: _____ Crushed: _____ Washed: _____

Amount: 2x20' yards, or Tons (per installation)

Pipe: Type: SRR-8" Brand (if known): Greenline Number of feet: 240

General conditions and Workmanship:

- Solid Lines from house schedule 40 and have cleanout U.6ft YES NO
- T's installed in tank at least 25% of liquid level YES NO
- Trench or bed bottom essentially level YES NO
- Gravel generally consistent 12" depth throughout field 62 YES NO
- Perforated pipe generally level throughout field YES NO
- Porous media uniform (.72-2.0 inches) 62 YES NO
- Inlet and outlet flow clearly marked YES NO
- Port holes 12" in diameter YES NO
- Are end caps provided if drainfield not looped YES NO
- Septic tank sturdy/water-tight YES NO
- Geo-textile fabric used for the permeable soil barrier YES NO
- Manufacturer's name address & tank capacity clearly visible YES NO

Installer: Jose A. Gomez License No.: 1350

Remarks: _____

Inspector: _____ Date: 10/19/2020

D.R. Lic. # 20831



County of Hidalgo

1304 S. 25th Ave. - Edinburg, TX 78539
Phone: (956) 383-0111 • Fax: (956) 383-7351

On-Site Sewerage Inspection Report

Owner: Tillman Welch Permit #: 53088
Address: San Luis No 4 Phone #: _____
Location: 493 - Anderson Rd No. Bedrooms: 3
lot 63
Tank Type: concrete

Inside diameter: 5'
Inside length of sides: 5'
Liquids depth or distance from tank bottom to outlet bottom: 48"
Airspace (approximately): 3"
Approximate gallon cap.: 2,500 gal

Drain Field: Trench Bed: _____ Evapotranspiration: _____
Distance from private well: N/A
Distance from foundation: To tank: 6.67' To drainfield: 6.67'
Distance from property line: To tank: 15' To drainfield: 13'
Depth of Trench: 32" Width of trench: 24"
Backfill material: Ib: _____ II: - III: _____

Dimensions: 240' X 4' = 960' Sq. Ft.

Gravel: Natural: _____ Crushed: _____ Washed: _____
Amount: 12x70 yards, or Tons (per installation)

Pipe: Type: 582-8" Brand (if known): Groveland Number of feet: 240

General conditions and Workmanship:

- Solid Lines from house schedule 40 and have cleanout YES NO
- T's installed in tank at least 25% of liquid level YES NO
- Trench or bed bottom essentially level YES NO
- Gravel generally consistent 12" depth throughout field YES NO
- Perforated pipe generally level throughout field YES NO
- Porous media uniform (.72-2.0 inches) YES NO
- Inlet and outlet flow clearly marked YES NO
- Port holes 12" in diameter YES NO
- Are end caps provided if drainfield not looped YES NO
- Septic tank sturdy/water-tight YES NO
- Geo-textile fabric used for the permeable soil barrier YES NO
- Manufacturer's name address & tank capacity clearly visible YES NO

Installer: Jose A. Gonzalez License No.: 1350

Remarks: _____

Inspector: _____ Date: 10/19/2010

D.R. Lic. # 20831



County of Hidalgo

1304 S. 25th Ave. - Edinburg, TX 78539
Phone: (956) 383-0111 • Fax: (956) 383-7351

On-Site Sewerage Inspection Report

Owner: Tilman Welch Permit #: 53088
Address: Saw Wood Rd Phone #: _____
Location: 493 - ANDERSONS No. Bedrooms: 3
Tank Type: CONCRETE 10164

Inside diameter: 5'
Inside length of sides: 5'
Liquids depth or distance from tank bottom to outlet bottom: 48"
Airspace (approximately): 36"
Approximate gallon cap.: 2,500-2,600 gallons

Drain Field: Trench — Bed: _____ Evapotranspiration: _____
Distance from private well: N/A
Distance from foundation: To tank: 116" To drainfield: 116"
Distance from property line: To tank: 15' To drainfield: 14'
Depth of Trench: 32" Width of trench: 24"
Backfill material: lb: _____ II: — III: _____

Dimensions: 240' X 4' = 960 Sq. Ft.

Gravel: Natural: _____ Crushed: _____ Washed: _____
Amount: 270 yards, or Tons (per installation)

Pipe: Type: SN7 8" Brand (if known): Gravelman Number of feet: 240

General conditions and Workmanship:

- Solid Lines from house schedule 40 and have cleanout VAULT YES NO
- T's installed in tank at least 25% of liquid level YES NO
- Trench or bed bottom essentially level YES NO
- Gravel generally consistent 12" depth throughout field 6" YES NO
- Perforated pipe generally level throughout field YES NO
- Porous media uniform (.72-2.0 inches) 6" YES NO
- Inlet and outlet flow clearly marked YES NO
- Port holes 12" in diameter YES NO
- Are end caps provided if drainfield not looped YES NO
- Septic tank sturdy/water-tight YES NO
- Geo-textile fabric used for the permeable soil barrier YES NO
- Manufacturer's name address & tank capacity clearly visible YES NO

Installer: J A Gurn License No.: 1350

Remarks: _____

Inspector: _____ Date: 10/19/2020

D.R. Lic. # 20831



County of Hidalgo

1304 S. 25th Ave. - Edinburg, TX 78539
Phone: (956) 383-0111 • Fax: (956) 383-7351

On-Site Sewerage Inspection Report

Owner: Tillman Welch Permit #: 53083
 Address: San Luis No 4 Phone #: _____
 Location: 493 - ANDERSON RD No. Bedrooms: 3
 Tank Type: Concrete Lot 65

Inside diameter: 5'
 Inside length of sides: 5'
 Liquids depth or distance from tank bottom to outlet bottom: 48"
 Airspace (approximately): 3"
 Approximate gallon cap.: 250000 gally

Drain Field: Trench _____ Bed: _____ Evapotranspiration: _____
 Distance from private well: N/A
 Distance from foundation: To tank: 0.6 r To drainfield: 0.6 r
 Distance from property line: To tank: 15 To drainfield: 13'
 Depth of Trench: 32" Width of trench: 24"
 Backfill material: Ib: _____ II: _____ III: _____

Dimensions: 240' X 4' = 960 Sq. Ft.

Gravel: Natural: _____ Crushed: _____ Washed: _____
 Amount: 270 yards, or Tons (per installation)

Pipe: Type: 32" P Brand (if known): Crivellon Number of feet: 240

General conditions and Workmanship:

- Solid Lines from house schedule 40 and have cleanout YES NO
- T's installed in tank at least 25% of liquid level YES NO
- Trench or bed bottom essentially level YES NO
- Gravel generally consistent 12" depth throughout field YES NO
- Perforated pipe generally level throughout field YES NO
- Porous media uniform (.72-2.0 inches) YES NO
- Inlet and outlet flow clearly marked YES NO
- Port holes 12" in diameter YES NO
- Are end caps provided if drainfield not looped YES NO
- Septic tank sturdy/water-tight YES NO
- Geo-textile fabric used for the permeable soil barrier YES NO
- Manufacturer's name address & tank capacity clearly visible YES NO

Installer: J.A. Cravel License No.: 1350

Remarks: _____

Inspector: [Signature] Date: 10/19/2000

D.R. Lic. # 20831



County of Hidalgo

1304 S. 25th Ave. - Edinburg, TX 78539
Phone: (956) 383-0111 • Fax: (956) 383-7351

On-Site Sewerage Inspection Report

Owner: William Welch Permit #: 58023
Address: Saw Loda Rd Phone #: _____
Location: 493 F. ANDERSON RD No. Bedrooms: 3
Tank Type: CONCRETE lot 64

Inside diameter: 5'
Inside length of sides: 5'
Liquids depth or distance from tank bottom to outlet bottom: 18"
Airspace (approximately): 3"
Approximate gallon cap.: 2 same wood gals

Drain Field: Trench ✓ Bed: _____ Evapotranspiration: _____
Distance from private well: N/A
Distance from foundation: To tank: 1.6m To drainfield: 1.6m
Distance from property line: To tank: 15' To drainfield: 13'
Depth of Trench: 32" Width of trench: 24"
Backfill material: Ib: _____ II: ✓ III: _____

Dimensions: 240 X 4' = 960 Sq. Ft.

Gravel: Natural: _____ Crushed: _____ Washed: _____
Amount: 12x20 yards, or Tons (per installation)

Pipe: Type: 532 8" Brand (if known): Gravel Number of feet: 240

General conditions and Workmanship:

- Solid Lines from house schedule 40 and have cleanout YES NO
- T's installed in tank at least 25% of liquid level YES NO
- Trench or bed bottom essentially level YES NO
- Gravel generally consistent 12" depth throughout field YES NO
- Perforated pipe generally level throughout field YES NO
- Porous media uniform (.72-2.0 inches) YES NO
- Inlet and outlet flow clearly marked YES NO
- Port holes 12" in diameter YES NO
- Are end caps provided if drainfield not looped YES NO
- Septic tank sturdy/water-tight YES NO
- Geo-textile fabric used for the permeable soil barrier YES NO
- Manufacturer's name address & tank capacity clearly visible YES NO

Installer: [Signature] License No.: 1350

Remarks: _____

Inspector: [Signature] Date: 10/14/2020

D.R. Lic. # 20871



County of Hidalgo

1304 S. 25th Ave. - Edinburg, TX 78539
Phone: (956) 383-0111 • Fax: (956) 383-7351

On-Site Sewerage Inspection Report

Owner: Tillman Welch Permit #: 53058
Address: Saw Well No 4 Phone #: _____
Location: 493 - ANDERSON RD No. Bedrooms: 3
Tank Type: CONCRETE 60x67

Inside diameter: 5'
Inside length of sides: 5'
Liquids depth or distance from tank bottom to outlet bottom: 48"
Airspace (approximately): 37"
Approximate gallon cap.: 25000 gallons

Drain Field: Trench Bed: _____ Evapotranspiration: _____
Distance from private well: N/A
Distance from foundation: To tank: UNDER 6' To drainfield: UNDER 6'
Distance from property line: To tank: 15' To drainfield: 13'
Depth of Trench: 32" Width of trench: 24"
Backfill material: lb: _____ II: _____ III: _____

Dimensions: 240' X 4' = 960 Sq. Ft.

Gravel: Natural: _____ Crushed: _____ Washed: _____
Amount: 220' yards, or Tons (per installation)

Pipe: Type: 37-X Brand (if known): Carved Number of feet: 240

General conditions and Workmanship:

- Solid Lines from house schedule 40 and have cleanout YES NO
- T's installed in tank at least 25% of liquid level YES NO
- Trench or bed bottom essentially level YES NO
- Gravel generally consistent 12" depth throughout field YES NO
- Perforated pipe generally level throughout field YES NO
- Porous media uniform (.72-2.0 inches) YES NO
- Inlet and outlet flow clearly marked YES NO
- Port holes 12" in diameter YES NO
- Are end caps provided if drainfield not looped YES NO
- Septic tank sturdy/water-tight YES NO
- Geo-textile fabric used for the permeable soil barrier YES NO
- Manufacturer's name address & tank capacity clearly visible YES NO

Installer: J.A. Garcia License No.: 1350

Remarks: _____

Inspector: _____ Date: 10/19/2020

D.R. Lic. # 20831



County of Hidalgo

1304 S. 25th Ave. - Edinburg, TX 78539
Phone: (956) 383-0111 • Fax: (956) 383-7351

On-Site Sewerage Inspection Report

Owner: Tillman Welch Permit #: 53094
 Address: 500 Waco No 4 Phone #: _____
 Location: 493- ANDERSON M No. Bedrooms: 3
LOT 63
 Tank Type: CONCRETE

Inside diameter: 5'
 Inside length of sides: 5'
 Liquids depth or distance from tank bottom to outlet bottom: 48"
 Airspace (approximately): 34
 Approximate gallon cap.: 2500-1000 gallons

Drain Field: Trench / Bed: _____ Evapotranspiration: _____
 Distance from private well: N/A
 Distance from foundation: To tank: 46' To drainfield: 46'
 Distance from property line: To tank: 15' To drainfield: 13'
 Depth of Trench: 32" Width of trench: 24"
 Backfill material: Ib: _____ II: / III: _____

Dimensions: 240' X 4' = 960 Sq. Ft.

Gravel: Natural: _____ Crushed: _____ Washed: _____
 Amount: 2770 yards, or Tons (per installation)

Pipe: Type: 5328 Brand (if known): Granular Number of feet: 240

General conditions and Workmanship:

- Solid Lines from house schedule 40 and have cleanout Valve YES NO
- T's installed in tank at least 25% of liquid level YES NO
- Trench or bed bottom essentially level YES NO
- Gravel generally consistent 12" depth throughout field YES NO
- Perforated pipe generally level throughout field YES NO
- Porous media uniform (.72-2.0 inches) YES NO
- Inlet and outlet flow clearly marked YES NO
- Port holes 12" in diameter YES NO
- Are end caps provided if drainfield not looped YES NO
- Septic tank sturdy/water-tight YES NO
- Geo-textile fabric used for the permeable soil barrier YES NO
- Manufacturer's name address & tank capacity clearly visible YES NO

Installer: J A Gomez License No.: 1350

Remarks: _____

Inspector: [Signature] Date: 10/19/2020

D.R. Lic. # 22831