

Hidalgo County

Urban County Program



Consolidated Annual Performance and Evaluation Report (CAPER) 2019 Program Year

CR-05 - Goals and Outcomes

**Progress the jurisdiction has made in carrying out its strategic plan and its action plan.
91.520(a)**

This could be an overview that includes major initiatives and highlights that were proposed and executed throughout the program year.

Hidalgo County Program Year 2019 Consolidated Annual Performance & Evaluation Report CAPER is the 2nd year of the annual performance report which describes progress from 7/1/19-6/30/20 towards the goals set forth in the FY2018-2022 Consolidated Plan (5 Year Con Plan). During the 2019 Program Year, Hidalgo County Urban County Program (UCP) expended \$6,871,046.58 in CDBG, \$2,032,420.99 in HOME and \$655,157.54 in ESG. Total Expended: \$9,558,625.11.

HOME

Regarding this program year 2019, the HOME Program assisted twenty-two (22) Owner-Occupied Housing Rehabilitation Program beneficiaries. This outcome exceeded the proposed fifteen (15) beneficiaries provided in the 2019 One Year Action Plan. As for the Community Housing Development Organizations (CHDO) Homeowner Housing beneficiaries, UCP proposed assisting ten (10) new homeowners in the 2019 One Year Action Plan, however, UCP actually assisted nine (9) beneficiaries. After assessing these outcomes, UCP does not anticipate any deviation from the HOME 2018-2022 5 Year Consolidated Plan or future Annual Action Plans.

ESG

127 persons through Homeless Prevention, 5,785 persons assisted with Overnight Shelter and Services, 42 persons assisted thru Tenant Based Rental Assistance (Rapid) and 17,246 beds were utilized under Emergency Shelter. Total expenditures including ESG Administration is: \$655,157.54

Comparison of the proposed versus actual outcomes for each outcome measure submitted with the consolidated plan and explain, if applicable, why progress was not made toward meeting goals and objectives. 91.520(g)

Categories, priority levels, funding sources and amounts, outcomes/objectives, goal outcome indicators, units of measure, targets, actual outcomes/outputs, and percentage completed for each of the grantee’s program year goals.

Goal	Category	Source / Amount	Indicator	Unit of Measure	Expected – Strategic Plan	Actual – Strategic Plan	Percent Complete	Expected – Program Year	Actual – Program Year	Percent Complete
Emergency Solutions Grant	Homeless	ESG: \$	Tenant-based rental assistance / Rapid Rehousing	Households Assisted	125	67	53.60%	32	42	131.25%
Emergency Solutions Grant	Homeless	ESG: \$	Homeless Person Overnight Shelter	Persons Assisted	6500	10149	156.14%	2500	5785	231.40%
Emergency Solutions Grant	Homeless	ESG: \$	Overnight/Emergency Shelter/Transitional Housing Beds added	Beds	35000	35064	100.18%	7000	17246	246.37%
Emergency Solutions Grant	Homeless	ESG: \$	Homelessness Prevention	Persons Assisted	750	242	32.27%	180	127	70.56%
Fire Stations/Equipment	Public Facilities	CDBG: \$	Public Facility or Infrastructure Activities other than Low/Moderate Income Housing Benefit	Persons Assisted	175000	83345	47.63%	22580	15770	69.84%

Flood Drainage Improvements	Infrastructure	CDBG: \$	Public Facility or Infrastructure Activities other than Low/Moderate Income Housing Benefit	Persons Assisted	12500	2855	22.84%	3125	2055	65.76%
Food Banks	Public Services	CDBG: \$	Public service activities other than Low/Moderate Income Housing Benefit	Persons Assisted	6250	2855	45.68%	1250	1552	124.16%
Handicapped Services	Public Services	CDBG: \$	Public service activities other than Low/Moderate Income Housing Benefit	Persons Assisted	75	21	28.00%	10	9	90.00%
Health Services	Public Services	CDBG: \$	Public service activities other than Low/Moderate Income Housing Benefit	Persons Assisted	4000	1988	49.70%	858	934	108.86%
Health Services	Public Services	CDBG: \$	Homeless Person Overnight Shelter	Persons Assisted	0	0		0	0	
HOME - CHDO - New Homeowner Housing	Affordable Housing	HOME: \$	Homeowner Housing Added	Household Housing Unit	60	19	31.67%	10	9	90.00%
HOME - Homeowner Housing Rehabilitation	Affordable Housing	HOME: \$	Homeowner Housing Rehabilitated	Household Housing Unit	75	35	46.67%	15	22	146.67%

Other Public Services	Public Services	CDBG: \$	Public service activities other than Low/Moderate Income Housing Benefit	Persons Assisted	75000	16246	21.66%	16135	278	1.72%
Parking Facilities	Public Facilities	CDBG: \$	Public Facility or Infrastructure Activities other than Low/Moderate Income Housing Benefit	Persons Assisted	3875	0	0.00%			
Parks, Recreational Facilities	Public Facilities	CDBG: \$	Public Facility or Infrastructure Activities other than Low/Moderate Income Housing Benefit	Persons Assisted	50000	19200	38.40%	1480	10425	704.39%
Public Facilities & Improvements	Public Facilities	CDBG: \$	Public Facility or Infrastructure Activities other than Low/Moderate Income Housing Benefit	Persons Assisted	11000	0	0.00%	2385	0	0.00%
Rehab: Single-Unit Residential	Non-Homeless Special Needs	CDBG: \$	Homeowner Housing Rehabilitated	Household Housing Unit	0	0				

Senior Services	Public Services	CDBG: \$	Public service activities other than Low/Moderate Income Housing Benefit	Persons Assisted	750	335	44.67%	180	138	76.67%
Services for Abused & Neglected Children	Public Services	CDBG: \$	Public service activities other than Low/Moderate Income Housing Benefit	Persons Assisted	1500	1634	108.93%	527	706	133.97%
Services for Battered & Abused Spouses	Public Services	CDBG: \$	Public service activities other than Low/Moderate Income Housing Benefit	Persons Assisted	1500	721	48.07%	335	372	111.04%
Street Improvements	Infrastructure	CDBG: \$	Public Facility or Infrastructure Activities other than Low/Moderate Income Housing Benefit	Persons Assisted	35000	178324	509.50%	135595	113269	83.53%
Transportation Services	Public Services	CDBG: \$	Public service activities other than Low/Moderate Income Housing Benefit	Persons Assisted	478645	996755	208.25%	478645	518110	108.25%

Water/Sewer Improvements	Infrastructure	CDBG: \$	Public Facility or Infrastructure Activities other than Low/Moderate Income Housing Benefit	Persons Assisted	25000	9610	38.44%	10330	4895	47.39%
--------------------------	----------------	-------------	---	------------------	-------	------	--------	-------	------	--------

Table 1 - Accomplishments – Program Year & Strategic Plan to Date

Assess how the jurisdiction’s use of funds, particularly CDBG, addresses the priorities and specific objectives identified in the plan, giving special attention to the highest priority activities identified.

CDBG

Hidalgo County’s funding priorities are determined by a Needs Assessment in each city and each Precinct in the County. Hidalgo County is making progress towards meeting its goals identified in the Goals and Outcomes table. As this is the second year of the 5-year Consolidated Plan, Hidalgo County, with its limited funding, was able to focus only on a few of its high-priority areas. According to the Goals & Outcomes table, Water & Sewer Improvements, Street Improvements, Park and Recreational Facilities Improvements and Fire Station & Equipment were some of the high priority activities for the County. Under the public service category, providing services for Senior Services, Transportation Services, Battered and Abused Spouses, Health Services and Abused and Neglected are some of the high priority activities. Through the Needs Assessment Process, priorities are evaluated each year, and projects are selected based on meeting those priorities.

Goals and Outcomes

Total Expended: \$5,502,658.78 Public Facilities 23 project were completed - Spent \$4,541,445.89 includes Parks Rec. Fac., Flood Drainage Improvements, Water/Sewer, Streets and Fire Stations/Equipment and other Public Facilities Improvements. Public Services assisted 941,714 persons - spent \$691,657.89 includes abused & neglected children, Services for persons with disabilities, Senior Services, Transportation Services, and Services for Victims for Domestic Violence, Health Services, Food Banks and other Public Services not listed in 05. Planned Repayment Section 108 - 2 projects completed - spent \$269,555.00.

ESG

127 persons through Homeless Prevention, 5,785 persons assisted with Overnight Shelter and Shelter Services, 42 households were also assisted with Tenant Based Rental Assistance (Rapid) and 17,246 shelter beds were utilized under Emergency Shelter. Total program year expenditures \$655,157.54

HOME

This reporting period from July 1, 2019 through June 30, 2020, the Hidalgo County Urban County Program, through its HOME Investment Partnerships Program, expended a total of \$2,032,420.99. In order to address UCP’s high priority of “increasing opportunities for low- and moderate-income residents (51-80 percent of median income to attain homeownership, including first time homebuyers, renters and single-head of households”, the UCP expended \$548,467.32 within its Community Housing Development Organization CHDO Program to develop nine (9) new single-family housing units. To assist with CHDO Program gap funding, UCP leveraged a total of \$516,234.14 in other federal, state funds as well as private loans, CHDO Proceeds and CHDO revolving funds.

The UCP utilized its in-house Owner-Occupied Housing Rehabilitation Program (Rehab) to address the high priority of “preserving and rehabilitating the jurisdictions existing single-family housing stock, primarily for extremely low, low and moderate income owner occupant families (0-80 percent of median income).” The UCP expended \$1,210,813.61 in Rehab Program funds to assist twenty-two (22) eligible households with housing rehabilitation or reconstruction assistance. The UCP is proud to report that the Rehab Program generated \$155,771.65 in program income. \$140,980.48 of the program income went back into the program to fund rehabilitation and/or reconstruction projects. The remaining \$14,791.17 was allocated to administration. The locations for both the CHDO and Rehab Programs assisted families were located throughout the UCP jurisdiction.

CR-10 - Racial and Ethnic composition of families assisted

Describe the families assisted (including the racial and ethnic status of families assisted).

91.520(a)

	CDBG	HOME	ESG
White	3,794	31	5,062
Black or African American	0	0	7
Asian	0	0	0
American Indian or American Native	0	0	0
Native Hawaiian or Other Pacific Islander	0	0	0
Total	3,794	31	5,069
Hispanic	3,752	31	5,062
Not Hispanic	42	0	7

Table 2 – Table of assistance to racial and ethnic populations by source of funds

Narrative

CDBG

The Race and Ethnicity numbers were generated from the IDIS PR 23 report.

ESG

The Race and Ethnicity numbers were generated from the HMIS and OSNIUM client reports.

HOME

The Race and Ethnicity numbers were generated from the IDIS PR 23 report.

CR-15 - Resources and Investments 91.520(a)

Identify the resources made available

Source of Funds	Source	Resources Made Available	Amount Expended During Program Year
CDBG	public - federal	7,394,284	6,871,047
HOME	public - federal	2,054,761	2,032,421
ESG	public - federal	641,618	655,158

Table 3 - Resources Made Available

Narrative

Due to the narrative exceeding the 4,000 character maximum, the County has attached the detailed expenditures reports by grant within the CR-00 Administration Section Labeled "Attachment 5 - FINANCE: LOCCS, PR26, PR07, Expeditures".

Identify the geographic distribution and location of investments

Target Area	Planned Percentage of Allocation	Actual Percentage of Allocation	Narrative Description

Table 4 – Identify the geographic distribution and location of investments

Narrative

HOME Match

Regarding the HOME Program Match requirement, according to the U.S. Housing and Urban Development's (HUD) FY 2019 HOME Match Reductions report (See supporting documentation attached in the CR-00 Administration Section Labeled "2019 CAPER Attachment 3"), the Hidalgo County meets the poverty area requirement and being fiscally distressed criteria. As such, the County of Hidalgo is exempt from the match requirement.

ESG Match

Hidalgo County complies with the matching funds requirement 576.201. The recipient must make matching contributions to supplement the recipient's ESG program in an amount that equals the recipient's fiscal year grant for ESG. In Kind Donations, Volunteer Work, Monetary, Fundraisers were obtained to match ESG program.

Leveraging

Explain how federal funds leveraged additional resources (private, state and local funds), including a description of how matching requirements were satisfied, as well as how any publicly owned land or property located within the jurisdiction that were used to address the needs identified in the plan.

CDBG

CDBG leveraged matching funds used \$10,733.29 and \$37,180.20 (Program Income) totaling \$47,913.49. These leverage funds were from City of Elsa \$8,908.32; Parks, Recreational Facilities, City of Granjeno \$618.97; Parks, Recreational Facilities, City of Mercedes \$1,206.00 Fire Stations/Equipment. In addition, Program Income was used for City of Palmview \$37,180.20 Street Improvements.

HOME

During the 2019 program year, a total of \$548,467.32 of HOME CHDO Program funds were utilized for the acquisition and new construction of nine (9) single-family homes that were sold to qualified buyers. The reported amount of leveraged funds injected into these projects totaled \$516,234.14. The leveraged resources used by CHDO's included other federal & state funds as well as private loans, CHDO proceeds, and CHDO revolving funds.

ESG

Hidalgo County Urban County ESG Program Leveraged matching funds used \$655,157.54. These matching leveraged funds were from private monetary funds and non-ESG HUD funds. (In Kind Donations, volunteer work, monetary, fundraisers)

Fiscal Year Summary – HOME Match	
1. Excess match from prior Federal fiscal year	0
2. Match contributed during current Federal fiscal year	0
3. Total match available for current Federal fiscal year (Line 1 plus Line 2)	0
4. Match liability for current Federal fiscal year	0
5. Excess match carried over to next Federal fiscal year (Line 3 minus Line 4)	0

Table 5 – Fiscal Year Summary - HOME Match Report

Match Contribution for the Federal Fiscal Year								
Project No. or Other ID	Date of Contribution	Cash (non-Federal sources)	Foregone Taxes, Fees, Charges	Appraised Land/Real Property	Required Infrastructure	Site Preparation, Construction Materials, Donated labor	Bond Financing	Total Match
N/A	0	0	0	0	0	0	0	0

Table 6 – Match Contribution for the Federal Fiscal Year

HOME MBE/WBE report

Program Income – Enter the program amounts for the reporting period				
Balance on hand at beginning of reporting period \$	Amount received during reporting period \$	Total amount expended during reporting period \$	Amount expended for TBRA \$	Balance on hand at end of reporting period \$
0	155,772	155,772	0	0

Table 7 – Program Income

Minority Business Enterprises and Women Business Enterprises – Indicate the number and dollar value of contracts for HOME projects completed during the reporting period

	Total	Minority Business Enterprises				White Non-Hispanic
		Alaskan Native or American Indian	Asian or Pacific Islander	Black Non-Hispanic	Hispanic	
Contracts						
Dollar Amount	1,235,648	0	0	0	1,235,648	0
Number	22	0	0	0	22	0
Sub-Contracts						
Number	0	0	0	0	0	0
Dollar Amount	0	0	0	0	0	0
	Total	Women Business Enterprises	Male			
Contracts						
Dollar Amount	1,235,648	0	1,235,648			
Number	22	0	22			
Sub-Contracts						
Number	0	0	0			
Dollar Amount	0	0	0			

Table 8 - Minority Business and Women Business Enterprises

Minority Owners of Rental Property – Indicate the number of HOME assisted rental property owners and the total amount of HOME funds in these rental properties assisted

	Total	Minority Property Owners				White Non-Hispanic
		Alaskan Native or American Indian	Asian or Pacific Islander	Black Non-Hispanic	Hispanic	
Number	0	0	0	0	0	0
Dollar Amount	0	0	0	0	0	0

Table 9 – Minority Owners of Rental Property

Relocation and Real Property Acquisition – Indicate the number of persons displaced, the cost of relocation payments, the number of parcels acquired, and the cost of acquisition

Parcels Acquired		0	0			
Businesses Displaced		0	0			
Nonprofit Organizations Displaced		0	0			
Households Temporarily Relocated, not Displaced		0	0			
Households Displaced	Total	Minority Property Enterprises				White Non-Hispanic
		Alaskan Native or American Indian	Asian or Pacific Islander	Black Non-Hispanic	Hispanic	
Number	0	0	0	0	0	0
Cost	0	0	0	0	0	0

Table 10 – Relocation and Real Property Acquisition

CR-20 - Affordable Housing 91.520(b)

Evaluation of the jurisdiction's progress in providing affordable housing, including the number and types of families served, the number of extremely low-income, low-income, moderate-income, and middle-income persons served.

	One-Year Goal	Actual
Number of Homeless households to be provided affordable housing units	0	0
Number of Non-Homeless households to be provided affordable housing units	15	10
Number of Special-Needs households to be provided affordable housing units	10	21
Total	25	31

Table 11 – Number of Households

	One-Year Goal	Actual
Number of households supported through Rental Assistance	0	0
Number of households supported through The Production of New Units	10	9
Number of households supported through Rehab of Existing Units	15	22
Number of households supported through Acquisition of Existing Units	0	0
Total	25	31

Table 12 – Number of Households Supported

Discuss the difference between goals and outcomes and problems encountered in meeting these goals.

The following data is the proposed beneficiaries to be served versus the actual beneficiaries served as it relates to the the UCP's 5 Year (FY2018-FY-2022) Consolidated Plan (Con Plan) and the UCP FY2019 One-Year Action Plan:

CON PLAN (5yr)

2019 ANNUAL PLAN

Goal	Proposed	Actual	% Complete	Proposed	Actual	%
<u>Complete</u>						
Rehab.	75	35	47%	15	22	147%
CHDO	60	19	32%	10	9	90%

UCP has completed its second program year (or twenty percent 40% of its 5 Year FY2018-2022 Consolidated Plan (Con Plan)) and as provided in the table above, UCP's HOME Program is on track with the proposed 5 Year FY2018-FY2022 Con Plan housing goals. Regarding the 2019 One-Year Annual Plan, UCP exceeded its proposed Rehab. Program beneficiaries to be served and almost met it's CHDO proposed beneficiaries. The Hidalgo County Urban County Program's (UCP) Community Housing Development Organization's (CHDOs) report that the unforeseen Coronavirus and the numerous ensuing Hidalgo County Emergency Shelter-At-Home Orders hindered housing applications and production.

Discuss how these outcomes will impact future annual action plans.

The Rehab Program is ahead of its proposed Con Plan beneficiaries and even though UCP has an eight (8) percentage gap between its CHDO Program proposed Con Plan beneficiaries. As such, UCP does not anticipate any deviation from the HOME 2018-2022 5 Year Consolidated Plan or future Annual Action Plans regarding proposed beneficiaries.

HUD CAPER Checklist “Additional Question”

Does the number of owner households assisted meet the Section 215 definition of affordable housing included?

UCP certifies that all nine (9) of the newly constructed single-family housing units meet the “Homeownership” Section 215 definition of affordable housing.

Include the number of extremely low-income, low-income, and moderate-income persons served by each activity where information on income by family size is required to determine the eligibility of the activity.

Number of Households Served	CDBG Actual	HOME Actual
Extremely Low-income	0	23
Low-income	0	6
Moderate-income	0	2
Total	0	31

Table 13 – Number of Households Served

Narrative Information

Please note that the Hidalgo County Urban County Program (UCP) utilized the "Consolidated Annual Performance and Evaluation Report Completeness Checklist" prior to submitting this CAPER. This section, CR-20, contained a question asking, "Is there a summary of the efforts to address "worst case needs", and progress in meeting the needs of persons with disabilities? Worst-case housing needs are defined as low-income renter households who pay more than half of their income for rent, live in seriously substandard housing, which includes homeless people, or have been involuntarily displaced. The needs of persons with disability does not include beds in nursing homes or other service-centered facilities." The County continuously strives to address "worst-case housing needs" through the Urban County Program's Community Housing Development Organization Program (CHDO) and the in-house Owner-Occupied Rehabilitation Program.

Each fiscal year the Urban County Program announces the allocation of funding and solicitation of CHDO Program proposals. This allows local non-profits to submit project proposals that include the development of single-family or multifamily developments, for home ownership or rental activities. In the past years, rental development proposals have lacked in project readiness in several ways, making them impracticable and not viable for funding. Fortunately, the County has been successful in continued partnerships with local CHDO's that develop single-family homes with the intent of homeownership for low to moderate income families. In the current market, together with the assisted families incomes, these developers are able to offer loan terms that otherwise would be unattainable through private lending institutions. Typically, families pay no more than 40% of their yearly income for low, and even zero interest, loans. The CHDO Program has allowed the County to fund projects that assist in abating low-income rental situations.

The UCP's Owner-Occupied Rehabilitation Program assists families living in substandard housing conditions by rehabilitating or reconstructing the housing unit to attain accessibility standards. Furthermore, as per annual records, half of the households assisted through this program have a disabled household member, most of which are the head of household.

CR-25 - Homeless and Other Special Needs 91.220(d, e); 91.320(d, e); 91.520(c)

Evaluate the jurisdiction's progress in meeting its specific objectives for reducing and ending homelessness through:

Reaching out to homeless persons (especially unsheltered persons) and assessing their individual needs

Hidalgo County awarded three (3) subrecipients under the ESG program who service homeless persons who meet the homeless definition of homeless. There are several outreach workers who perform street outreach efforts throughout the Hidalgo County and who respond to requests for assistance from citizens, local businesses, neighborhood groups and legislative offices to homeless persons residing on the streets and homeless advocacy groups in our community. The ESG subrecipients partners perform assessments for homeless persons in the field and link them to shelter and any available supportive services that are appropriate to meet their needs. Additionally, all the subrecipients awarded through Hidalgo County participate with the Texas Homeless Network-Continuum of Care (CoC), whereas all information is entered in the HMIS client track software system. Our domestic violence provider utilize the OSNIUM data software to document their victims of domestic violence. Hidalgo County continues to participate with the (CoC) and the Coordinated Entry system. This new system allows our community to quickly assess and evaluate the homeless population in our area including COVID affected persons. These organizations provide outreach, emergency shelter, health care and behavior health care, rental and utility assistance, food and clothing, and other homeless services to individuals, families with children, veterans unaccompanied youth, and including persons with HIV. Other services being provided are overnight emergency shelter, essential services, meals, and bathroom/shower facilities and attempts to engage homeless persons in case management to assess their homeless history and current needs and work to place them in appropriate longer emergency shelter or transitional housing programs so that they can work towards regaining their permanent housing.

Addressing the emergency shelter and transitional housing needs of homeless persons

Hidalgo County funds the operation of emergency shelters and homeless prevention programs serving individuals and families. Emergency shelters and homeless prevention programs are designed to focus their services to the needs of specific populations such as chronically homeless persons, victims of domestic violence, persons being evicted, persons with severe mental health disorders or substance abuse histories or those suffering from dual or multiple co-occurring disorders.

In response to the HEALTH Act and ESG guidelines, Hidalgo County, in collaboration with its subrecipients, continues to work and prevent homelessness in our community. This method aids in maintaining their current non-shelter housing, referred persons to other available housing options that are not homeless shelters, and streamlines the intake of homeless persons seeking motel vouchers throughout the year. This coordination results in more families being redirected away from

homelessness and more persons exiting homelessness into rapidly re-housed in permanent stable housing.

The continuous communication with other government agencies and non-profit partners, provides a stronger coordinated entry assessment, housing and supportive services to homeless persons and families at-risk of becoming homeless throughout Hidalgo County. In combination with mainstream and targeted homeless resources, Hidalgo County with its subrecipients delivered the appropriate level of services and housing needs to each participant.

Helping low-income individuals and families avoid becoming homeless, especially extremely low-income individuals and families and those who are: likely to become homeless after being discharged from publicly funded institutions and systems of care (such as health care facilities, mental health facilities, foster care and other youth facilities, and corrections programs and institutions); and, receiving assistance from public or private agencies that address housing, health, social services, employment, education, or youth needs

Hidalgo County is focused on designing and implementing significant changes to our homeless delivery system through our Coordinated Entry tool development which is now operating. Hidalgo County and its ESG program partners receive and make referrals or get contacted via phone or email from community organizations. Agencies such as health care facilities, mental health facilities, corrections programs and many other institutions requesting services are directed to the best service provider through this collaboration.

Hidalgo County is prioritizing those affected with COVID 19 and whom are eligible to rapidly receive assistance. Hidalgo County continues to participate with the local Texas Balance of State-Continuum of Care (CoC) in the development and implementation of a homeless discharge policy. Hidalgo County does not have a written policy in place. However the County coordinates and collaborates with such agencies and facilities to prevent such discharge that results in homelessness. The County of Hidalgo as part of the Coordinated Entry requirements has a referral procedure that is in the written standards and Coordinated Entry policies and procedures. This procedure allows the County and its ESG partners to assess participants whom are being discharge through the VI-SPDAT assessment tool on HMIS Client track data software.

Many of the client participants are those whom are already are receiving a public assistance such as housing or social services and are of low-income who are at risk of becoming homeless or already experiencing homelessness. Hidalgo County will assist to the maximum extent practicable where appropriate all eligible participants. Through Homeless Prevention, the County will provide temporary rental assistance, rent deposits, utility payments and deposits, so that we can continue to make homelessness rare, brief and non-occurring in our community.

Helping homeless persons (especially chronically homeless individuals and families, families with children, veterans and their families, and unaccompanied youth) make the transition to permanent housing and independent living, including shortening the period of time that individuals and families experience homelessness, facilitating access for homeless individuals and families to affordable housing units, and preventing individuals and families who were recently homeless from becoming homeless again

Diversion to housing and other services outside the traditional homeless services system is an integral part of the Coordinated Access and Assessment Program. One of the first interventions has been to determine if there are other housing options or resources available to the household rather than accessing shelter through the homeless system. Currently our local (CoC) is proposing a Rapid Resolution approach to better service our homeless population. For example case scenario could be that of family or friends that the client may be able to stay with while stabilizing their housing situation; which may be more beneficial for the household and simultaneously reserves homeless shelter resources for those with no other housing options. Additionally, for those households with extremely low barriers to housing, rapid re-housing assistance in the form of move-in assistance and short term rental subsidies may be all that the household needs to regain and maintain their permanent housing. By using the VI-SPDAT standardized assessment that identifies the level of barriers to housing and targets the type of service intervention that best addresses those barriers, we are able to reduce the amount of time that an individual or family is homeless and increases their ability to maintain permanent housing. Hidalgo County works with the ESG subrecipients who meet with the program participants every three (3) months minimum or as needed to assist them with services that help address housing needs, health, social services, employment, education and youth needs.

CR-30 - Public Housing 91.220(h); 91.320(j)

Actions taken to address the needs of public housing

Based on the Hidalgo County - Urban County Program consultations with public housing agencies (PHAs) in the South Texas region, many of them are working successfully with public agencies and community organizations to benefit low- and moderate-income residents in public housing. Several PHAs are coordinating their renovation activities with their local jurisdictions, reconstructing public housing properties to meet the most up-to-date living and design standards. Most of the local police and fire departments are working with PHAs to ensure the safety and security of public housing residents. And many PHAs are linking residents to family self-sufficiency programs, including on-site learning centers, job training programs, and opportunities for homeownership.

Actions taken to encourage public housing residents to become more involved in management and participate in homeownership

After our consultations with the PHA's, we understand that some of them conduct activities to increase resident involvement. One approach to this issue is having managers meet with the residents and talked about the program. Other PHA's rather meet with Council members and the Advisory Board to develop and implement initiatives for resident participation such as "Pathway to Homeownership and Family Self Sufficiency Program." However, the Hidalgo Housing Authority has another strategy they partnered with several non-profit agencies to provide tenants with information such as counseling, consumer credit, job training among many others.

Hidalgo County Urban County Program (UCP) staff completes public outreach throughout each fiscal year. One of the many outlets for this marketing is through our partnership with the Housing Authorities throughout the County. UCP staff members provide on-site presentations to Housing Authority (HA) residents regarding homeownership opportunities offered in-house, and in conjunction with local non-profit organizations. These non-profits are also invited to present to HA residents pertaining to the process of becoming a homeowner; from credit counseling to the construction process, purchasing the home and finally maintenance and sustainability. In addition to receiving this invaluable information and counseling regarding homeownership, the families are also exposed to other presenters and subjects such as Workforce Solutions for job opportunities, Texas Rural Legal Aid for assistance with legal issues and their rights, Hurricane Preparedness for safety and awareness as well as classes on health and nutrition. Our partnership with local HA's is valued immensely, as we are able to reach out to families in a small group setting and if requested, one-on-one sessions. The UCP is also extremely confident that the HA residents attending these sessions throughout the year are receiving a well-rounded concept of healthy, happy and independent living. Our mission is to assist the residents in becoming better informed in an effort to promote homeownership through our partnership with the HA's and other local agencies.

Actions taken to provide assistance to troubled PHAs

During this 2019 Program Year reporting period, UCP was made aware that the City of La Joya and the City of Donna Public Housing Authorities were designated as "Troubled". Consequently, UCP mailed letters to the City of La Joya and the City of Donna's Mayor's Office and both Public Housing Authority Administrators requesting a copy of their improvement plans and offered the PHAs technical assistance. However, UCP has not received a response for any type of assistance.

CR-35 - Other Actions 91.220(j)-(k); 91.320(i)-(j)

Actions taken to remove or ameliorate the negative effects of public policies that serve as barriers to affordable housing such as land use controls, tax policies affecting land, zoning ordinances, building codes, fees and charges, growth limitations, and policies affecting the return on residential investment. 91.220 (j); 91.320 (i)

Factors that are barriers to affordable housing include land costs, construction costs, financing costs, and the availability of land.

A. Land Costs. The increasing scarcity of land serves only to increase the ultimate cost of the housing unit. Most developers feel there is relatively little they can cut from current projects to reduce the price, yet still be competitive with housing built by developers in other cities. Part of the increase in land prices can be attributed to general inflation. However, a significant portion of the increase is due to land price appreciation, as the demand for housing has continuously expanded due to population growth.

B. Construction Costs, Labor, and Material add substantially to the cost of housing. The major components of the increased construction cost have been the steadily rising cost of energy, lumber, and other building materials. The price of building materials has continued to increase, making homes more expensive. Increased construction costs make it difficult for developers and builders to attempt to realize a profit on low and moderately priced homes.

C. Financing Costs are not subject to local influence. The control of interest rates is largely determined by national policies and economic conditions. Interest rates greatly influence the housing market for homebuyers and indirectly for renters. Construction financing also results in much higher housing costs to the consumer.

D. Underwriting Guidelines. Due to the increase in foreclosure rates, stiffer underwriting guidelines have been implemented. This action limits the ability of lower income persons to access conventional mortgage rates. As such, lower income persons may be more vulnerable to predatory lending practices.

The availability of affordable housing in the County is further impacted by local factors such as the availability of land for new construction, the income of residents, the supply of housing, and of course, housing costs. Bedroom size is another factor that must be considered when evaluating the availability of affordable housing for families. As the housing stock and housing market analysis indicate, much of the housing stock is single family detached and designed for smaller families. As such, large or multi-generational families must oftentimes live in overcrowded conditions or find a larger unit that may exceed their budget. The housing constraints that affect affordable housing are primarily economic. Rising costs within the construction industry, the cost and availability of financing, and the high demand for a limited amount of land have combined to limit housing production, particularly for low and moderate income persons. The net result is significantly higher costs for housing during a period when incomes may not be rising at the same pace. However, Hidalgo County Urban County Program annually partners with two (2) local non-profits, Affordable Homes of South Texas, Inc. (AHSTI) and Proyecto

Azteca, which provides new affordable single-family housing which assists in ameliorating these barriers is through its Community Housing Development Organizations (CHDO) Program. The County has also chosen to allow these non-profits to retain proceeds from the development of new housing with the condition that they create more affordable housing with those proceeds.

Regarding Section 3 residents and Section 3 businesses, Hidalgo County reported in the "Section 3 Performance Evaluation and Registry System (SPEARS)" that two (2) of their five (5) Section 3 businesses that were awarded Section 3 contracts, hired a total of eight (8) Section 3 residents within this 2019 program year reporting period. Also, the total dollar amount of contracts awarded during this reporting period to Section 3 businesses, totaled \$2,2236,881. The County continues to analyze its local policies, standards and jurisdictional cities ordinances yearly in order to identify any item that may adversely affect the access or availability of affordable housing opportunities. This is accomplished by UCP personnel meeting with County Planning staff to review local cities ordinances and policies that have been instituted each year. This method of evaluation was chosen because the County Planning Department is responsible for the enforcement of housing related ordinances and any complaints or grievances resulting from these ordinances, are handled administratively by Planning. As such, planning staff is well positioned to provide insight into any problem area. In addition, a review public policies and cities ordinances adopted by cities within UCPs jurisdiction is also performed. No areas of concern were identified in this years evaluation.

Actions taken to address obstacles to meeting underserved needs. 91.220(k); 91.320(j)

<div>The following obstacles to meeting underserved needs were identified and actions to address followsuit:

1. Hidalgo County is one of the fastest-growing counties in the United States, and its population growth threatens to outstrip the existing capacity of local housing and community development organizations. With ongoing cutbacks to public services, individuals and families are hard pressed to meet their needs for affordable housing and other community development assistance.

- The County attempted to maximize the amount available to public service agencies
- The County encouraged subrecipients to leverage federal resources

2. As a result of the County's lower income levels, few extremely-low and low-income residents can afford a median priced home, or the rent for a market-rate two-bedroom apartment.

- Homeless Prevention projects were funded which helped remedy short-term needs; in addition, utility and rent deposits were also made available

3. Much of the region continues to struggle with twice the unemployment rate of the rest of the state.

- While no CDBG funds were used to address economic development, funds are provided by the municipalities to address economic development.

4. A major contributor to the region's high unemployment and poverty rates is its low educational attainment levels.

- The University of Texas has merged the local university (University of Texas-Pan American) with the University of Texas-Brownsville as well as created a medical school at the University of Texas-Rio Grande Valley. This merger increased the university's population and allows for more diverse fields of study.

- The development of the Texas A&M-University campus which is located within the County; the new campus provides Science, Technology, Engineering and Mathematics classes for the region.

- Lastly, an initiative was adopted to increase the extents of South Texas College. Campuses were built/classes are being held throughout the County.

Further, in order to overcome the identified obstacles, the County has designated social services, housing and infrastructure, public facilities and economic development activities as "High" priorities. As such, HUD awarded funds continue to be utilized to further these types of activities for the benefit of low- and moderate-income persons.

Actions taken to reduce lead-based paint hazards. 91.220(k); 91.320(j)

As a matter of internal policy, the Hidalgo County Urban County Program (UCP) continues to inform each applicant in its Owner-Occupied Rehabilitation Program about the hazards that lead-based paint present. This is accomplished through the dissemination of literature concerning the hazards of lead-based paint to all its applicants. All housing units that the County rehabilitates or reconstructs are done so in accordance with the standards set under 24 CFR Part 35, Subpart J Rehabilitation Section 35.900. Also, all housing rehabilitation projects comply with the lead based paint requirements. If paint is disturbed, it is presumed to be lead paint and appropriate clean-up and dust-free practices must be followed. All contractors must have the EPA Firm Certification to Conduct Lead-Based Paint Activities and/or Renovations. In addition, each worker must be trained in lead-safe practices. Lastly, UCP Administration has increased training efforts in this area by sending housing rehabilitation staff to HUD-sponsored training in this field. Consequently, UCP's Program Specialist (Housing Inspector) has tested and earned a Lead Risk Assessor License through the Texas Department of State Health Services. This license is required to be renewed every two (2) years. *The last recertification was obtained in 2019.*

Actions taken to reduce the number of poverty-level families. 91.220(k); 91.320(j)

The County's anti-poverty strategy continues to concentrate on the very-low and low-income

population. In recognition that the most effective manner in which to address the conditions that perpetuate and foster poverty-like conditions, we acknowledge the need to coordinate resources among several service providers. Hidalgo County actively funds twenty (20) public services agencies that provide extremely-low, very-low and low-income families with direct services that includes: 1) health services, 2) handicap services, 3) senior services, 4) food banks, 5) abuse and neglected children, 6) battered and abused spouses and 7) Other Public Services (General: Boys and Girls Clubs and Youth Centers). The County actively supports and participates in programs that aspire to address these conditions. As noted in previous CAPER's, the County continues to participate with the local Workforce Development Board to provide training opportunities for participants under Welfare to Work Programs and the Workforce Investment Act. The use of HUD funds is restricted for use in identified low and moderate-income areas or where the benefit can be clearly documented to serve a low or moderate-income person. The County also recognizes the need to develop more economic development projects that will stimulate job creation and induce business creation or relocation as means to combat poverty.

Actions taken to develop institutional structure. 91.220(k); 91.320(j)

Hidalgo County's legislative body is a Commissioner's Court comprised of a County Judge and four (4) Commissioners' elected from four (4) individual precincts. In 1988, the Hidalgo County Commissioner's Court designated the Urban County Program (UCP) as the program grantee (Entitlement Community) for U.S. Department of Housing Urban Development (HUD) funding. This designation allowed Hidalgo County to receive its first HUD entitlement grant called Community Development Block Grant (CDBG). Then in 1990, a second entitlement grant was awarded to Hidalgo County known as the Emergency Solutions Grant (ESG). Subsequently in 1992, the County received another entitlement allocation known as the HOME Investment Partnership Grant for Housing Rehabilitation and Reconstruction services. Currently, UCPs jurisdiction covers seventeen (17) participating cities (Alamo, Alton, Donna, Edcouch, Elsa, Granjeno, Hidalgo, La Joya, La Villa, Mercedes, Palmhurst, Palmview, Penitas, Progreso, San Juan, Sullivan City, Weslaco) and the four (4) County Precincts.

As the administrator of the CDBG, HOME and ESG Program's for the County, UCP regularly meets with each county precinct and participating cities, subrecipients, nonprofits and housing developers to discuss the programs activities, timeliness requirements and regulations. Also, during CDBG Week, UCP staff provides CDBG workshops to review the latest funding application, and concentrate on providing information with "Other Federal Regulations" (i.e. Davis Bacon, Labor standards, procurement, etc.). In addition, UCP holds individual public hearings at each of the cities and precincts to inform the public and the city council about the current funding application and the eligible activities that can be undertaken with the HUD funds. At this time the UCP also gives a presentation regarding the past five (5) fiscal year projects. The non-profit organizations also request funding from the respective cities and precincts at this time. During the project development, city staff, engineers and the UCP publish project bid invitations that also advises the public of the type of projects that we are undertaking. The UCP staff also gives a presentation at the Annual UC Leadership Conference. This conference is catered to all Public Officials in Hidalgo County to inform them about all grants and projects that are administered by the UCP. Further, the UCP publishes one public notice at the beginning of our Annual Action Plan calendar in which a listing of every activity and services provided, including the amount of funding that is allocated for each project. These publications are done in both English and Spanish in local newspapers.

Due to the narrative exceeding the 4,000 character maximum, the County has attached the continued narrative CR-00 CDBG Administration Section

Actions taken to enhance coordination between public and private housing and social service agencies. 91.220(k); 91.320(j)

Hidalgo County continues to develop coordination efforts by providing technical assistance and supportive services to other entities undertaking community development efforts. While not always providing direct funding towards these efforts, the County does provide support in terms of technical assistance. Some examples of which are:

- Technical assistance for the preparation of State grant applications for parks
- Technical assistance for the preparation of
- Coordination efforts with the Secretary of State's office to address living conditions in colonia areas
- Membership in the Border Infrastructure CommitteeThe formation of regional meetings to address and identify water, drainage and wastewater needs

Hidalgo County's actions that affect awareness and that enhance coordination between public housing and social service agencies occurs during the Citizen Participation process (5 Year Consolidation Plan and One Year Action Plan). Every five (5) years and every year the process involves conducting public hearings/needs assessments in which the public is informed of eligible activities and public comments are taken with regards to their recommendations/needs. Many non-profit, public housing agencies and social service agencies attend these public hearings which allows them to promote, inform and make public requests for funding. It also allows these agencies to collaborate between the agencies for the services being proposed.

Identify actions taken to overcome the effects of any impediments identified in the jurisdictions analysis of impediments to fair housing choice. 91.520(a)

The County's comprehensive Analysis of Impediments to fair housing resulted in the identification of several barriers the County's low and moderate-income populace face in their efforts to acquire housing.

Listed below are some of the primary impediments identified:

- Deterioration of the local housing stock
- Lack of knowledge about the traditional mortgage loan process
- Lack of homeownership opportunities for low and moderate-income families

The County continues to address these issues through the UCP's HOME Division. The Owner-Occupied Rehabilitation Program serves to ameliorate the deterioration of the present housing stock. Given the large number of the County's housing stock in need of rehabilitation, this need remains a high priority for present and future funding resources.

The County also continues to process fair housing complaints through the Urban County Program structure. Similarly, outreach and educational initiatives continue to be imparted through the Urban County Program even though grant funds that established the Fair Housing Center have long since been expended. This continued effort on the County's behalf is done so in recognition of the importance the County places on fair housing issues.

In terms of community outreach to promote fair housing and disseminate information about the County's housing programs, the following activities were undertaken:

- The UCP has developed an outreach plan that includes advertisements in local newspapers, distribution of fair housing brochures at relevant events, community presentations, and other outreach activities to inform the community and annual CDBG event in different cities.
- The UCP periodically posts flyers and brochures which describe fair housing laws and services, in the city hall offices (throughout the County of Hidalgo) and its county precincts which are open to the public.
- The UCP uses the Equal Housing Opportunity logo on all correspondence and advertising prepared for all its housing programs.
- The UCP prominently displays in all offices in which housing activities takes place using the HUD-approved Fair Housing poster.
- The HOME Division mailed letters to all Hidalgo County City Mayors, within its jurisdictions, and offered to make a presentation to all city staff in an effort to provide Homebuyer (CHDO) Program information. Attachments to letter included program guidelines and contact information to post in their City Hall bulletin boards.
- The UCP maintains information on the race, sex and ethnicity of applicants and tenants to demonstrate the results of the owner's affirmative marketing efforts. In instances of noncompliance by a project owner, a finding will be issued and corrective action taken will be required by the project owner in the time specified. The project owner will for the period of affordability maintain information demonstrating compliance with the requirements in this marketing plan.
- When applicable, staff will perform house visits for those applicants who have a disability and/or who have no means of transportation.
- Applications are taken by bilingual staff.
- The UCP constructs/rehabilitates handicap accessible housing for those households that require it.
- In addition, the County's web site continues to play a vital role in targeting information to the public and ensuring program information reaches a broad audience.

- UCP Office and its web site provide contact information to individuals/applicants who feel they have been discriminated against regarding fair housing.

CR-40 - Monitoring 91.220 and 91.230

Describe the standards and procedures used to monitor activities carried out in furtherance of the plan and used to ensure long-term compliance with requirements of the programs involved, including minority business outreach and the comprehensive planning requirements

The Hidalgo County Urban County Program utilizes the Risk Analysis Model to evaluate grant performance and determine the level of monitoring. The assessment criteria utilized in the risk assessment includes the program capacity, project complexity, level of funding, recipient capacity, staff capacity, quality of reporting, documentation and past compliance problems. The assessment scale is used to evaluate risks and subsequently rank projects in categories ranging from High to Low risk. The monitoring level may be increased if we identify performance problems during our review of progress reports, financial drawdowns or site inspections. The following are the 2019 monitored projects with the risk score and date monitored.

- Amigos del Valle (CDBG) 59 10/7/2019
- CASA (CDBG) 50 10/24/2019
- Salvation Army (ESG) 72 11/25/2019
- CAMP (CDBG) 60 11/25/2019
- Children's Advocacy (CDBG) 44 11/26/2019
- HOME Rehab (HOME) 63 12/3/2019
- El Milagro Clinic (CDBG) 37 12/10/2019
- Easter Seals (CDBG) 36 12/19/2019
- Mujeres Unidas (ESG) 48 3/26/2019
- Catholic Charities (ESG) 56 11/25/2019
- Mujeres Unidas (CDBG) 41 3/26/2019
- Valley Metro Transportation (CDBG) 35 1/22/2020
- HOPE Family Health Center (CDBG) 36 1/22/2020
- Open Hands (CDBG) 25 1/8/2020
- Proyecto Azteca (TDHCA) 60 5/25/2020
- REHAB Policies (HOME) 63 6/2020
- CHDO Policies (HOME) 84 6/2020

An annual assessment of Urban County Program's required program compliance with minority business outreach and comprehensive planning requirements exhibited outreach compliance and did not identify comprehensive planning weaknesses. The assessment included the review of applicable MBE/WBE language the various programs: 1) publications for the solicitation for bidders, contractors and subcontractors 2.) policies (Hidalgo County Purchasing Policies and Procedures and CHDO in-house Policy) 3.) contracts/agreements 4.) UCP's Web-Page. Regarding the comprehensive planning requirements, the assessment of the numerous annual programmatic monitoring reviews, day-to-day

operations of UCP Coordinators, written correspondence, meetings and progress reports identified no areas of weakness.

Citizen Participation Plan 91.105(d); 91.115(d)

Describe the efforts to provide citizens with reasonable notice and an opportunity to comment on performance reports.

During the comment period and public hearing, citizens were provided the opportunity to comment, express concerns, reveal latest needs or trends in their communities that can be impacted by the use of CDBG, HOME, and HESG funds. Also, citizens were afforded an opportunity to provide written comments to various plans, reports, initiatives and council directives that involved the use of HUD funds. Public Hearings were published in the McAllen Monitor Newspaper and El Periodico (Spanish only publication) and posted at local city halls, precinct offices, UCP office and public libraries. Additionally, both notices were posted on the Hidalgo County website and included language that disabled persons would be accommodated as requested, as well as translation being available, and services for the hearing impaired.

Comments will be included once virtual public hearing is held.

CR-45 - CDBG 91.520(c)

Specify the nature of, and reasons for, any changes in the jurisdiction's program objectives and indications of how the jurisdiction would change its programs as a result of its experiences.

There has not been any changes to the Hidalgo County program objectives.

Does this Jurisdiction have any open Brownfields Economic Development Initiative (BEDI) grants?

No

[BEDI grantees] Describe accomplishments and program outcomes during the last year.

CR-50 - HOME 91.520(d)

Include the results of on-site inspections of affordable rental housing assisted under the program to determine compliance with housing codes and other applicable regulations

Please list those projects that should have been inspected on-site this program year based upon the schedule in §92.504(d). Indicate which of these were inspected and a summary of issues that were detected during the inspection. For those that were not inspected, please indicate the reason and how you will remedy the situation.

The only Hidalgo County Urban County Program (UCP) multi-family rental project in the affordability period, is a project constructed by Rufino Contreras Affordable Housing Corp. (non-profit) called Casa Messina which is a 76 multi-family rental residential development property, two (2) of which are HOME units. Regulation stipulates that the Urban County Program must perform an inspection every three (3) years. The last on-site inspection performed by UCP was March 20, 2020 which resulted in no items needing resolution or requiring corrective action.

Provide an assessment of the jurisdiction's affirmative marketing actions for HOME units. 92.351(b)

Due to the narrative exceeding the 4,000 character maximum, the County has attached the affirmative marketing actions for HOME units assessment within the CR-00 Administration Section Labeled "HOME Attachments".

Refer to IDIS reports to describe the amount and use of program income for projects, including the number of projects and owner and tenant characteristics

PROGRAM INCOME

A total of \$155,771 of program income was expended this reporting period. A total of \$140,980 was spent on several of twenty-two (22) assisted units within the Owner-Occupied Housing Rehabilitation Program during this reporting period. The remaining balance of \$14,791 was spent on administration staff overhead.

PROJECT # AND HOUSEHOLD CHARACTERISTICS

The following are the characteristics of the twenty-two (22) assisted Rehab Program units:

0-30% AMI	31%-60% AMI	61-80% AMI	Ethnicity	Elderly	Disabled
14	7	1	22-Hispanic	17	4

The following are the characteristics of the nine (9) assisted CHDO Program units:

0-30% AMI	31%-60% AMI	61-80% AMI	Ethnicity
0	8	1	9-Hispanic

RECAPTURED AND REPAYMENT FUNDS

During this reporting period, \$1,000 was returned to the Urban County Program due to an Owner-Occupied Rehabilitation Program (Rehab.) assisted client who did not complete their Principal Residency requirement. The re-use of these funds went back into the Rehab. Program. Also, there was \$1,759.67 returned from Affordable Homes of South Texas, Inc. (AHSTI), due to AHSTI qualifying an ineligible applicant. These homebuyer funds were re-used within the same Community Housing Development Organization (CHDO) and homebuyer activity as they were drawn.

Describe other actions taken to foster and maintain affordable housing. 91.220(k) (STATES ONLY: Including the coordination of LIHTC with the development of affordable housing). 91.320(j)

The County of Hidalgo continues to seek opportunities that could potentially increase and expand funding availability for both its Owner-Occupied Housing Rehabilitation (Rehab) and Community Housing Development Organization (CHDO) Programs. The County’s continual funding for these programs, allows for a revolving cash flow that fosters and maintains the affordable housing mechanism throughout our communities.

In this reporting year, the County’s Owner-Occupied Housing Rehabilitation (Rehab) Program generated \$155,771 in program income, which was utilized for eligible program activities. As such, the County will continue to allocate Rehab Program funding in an effort to continue to generate capital. Additionally, the County’s CHDO Program allows non-profits to retain CHDO Proceeds generated, with the stipulation that they are used for HOME-eligible or other housing activities that will benefit low-income families.

The County acknowledges the importance of a stable and consistent affordable housing system, as many of the homes in our jurisdiction are in grave need of rehabilitation, not to mention the numerous families that could benefit from housing assistance. The County’s highest, most critical priorities are exactly these and we will continue to utilize this device to ensure that assistance is offered to as many families as possible.

CR-60 - ESG 91.520(g) (ESG Recipients only)

ESG Supplement to the CAPER in *e-snaps*

For Paperwork Reduction Act

1. Recipient Information—All Recipients Complete

Basic Grant Information

Recipient Name	HIDALGO COUNTY
Organizational DUNS Number	103110834
EIN/TIN Number	746000717
Identify the Field Office	SAN ANTONIO
Identify CoC(s) in which the recipient or subrecipient(s) will provide ESG assistance	Texas Balance of State CoC

ESG Contact Name

Prefix	Mr
First Name	Patricio "P.R." Avila
Middle Name	0
Last Name	Avila
Suffix	0
Title	Director

ESG Contact Address

Street Address 1	1916 Tesoro St.
Street Address 2	0

City Pharr
State TX
ZIP Code -
Phone Number 9567878127
Extension 0
Fax Number 9563182988
Email Address patricio.avila@co.hidalgo.tx.us

ESG Secondary Contact

Prefix Mr
First Name Antonio
Last Name Barco
Suffix 0
Title Assistant Director
Phone Number 9567878127
Extension 0
Email Address antonio.barco@co.hidalgo.tx.us

2. Reporting Period—All Recipients Complete

Program Year Start Date 07/01/2019
Program Year End Date 06/30/2020

3a. Subrecipient Form – Complete one form for each subrecipient

Subrecipient or Contractor Name: THE SALVATION ARMY
City: McAllen
State: TX
Zip Code: 78501, 6737
DUNS Number: 830704834
Is subrecipient a victim services provider: N
Subrecipient Organization Type: Faith-Based Organization
ESG Subgrant or Contract Award Amount: 216724.65

Subrecipient or Contractor Name: Women Together Foundation, Inc.

City: McAllen

State: TX

Zip Code: 78501, 8712

DUNS Number: 170221972

Is subrecipient a victim services provider: Y

Subrecipient Organization Type: Other Non-Profit Organization

ESG Subgrant or Contract Award Amount: 209936.58

Subrecipient or Contractor Name: Catholic Charities of RGV

City: San Juan

State: TX

Zip Code: 78589,

DUNS Number: 956016075

Is subrecipient a victim services provider: N

Subrecipient Organization Type: Faith-Based Organization

ESG Subgrant or Contract Award Amount: 170000

CR-65 - Persons Assisted

4. Persons Served

4a. Complete for Homelessness Prevention Activities

Number of Persons in Households	Total
Adults	
Children	
Don't Know/Refused/Other	
Missing Information	
Total	

Table 16 – Household Information for Homeless Prevention Activities

4b. Complete for Rapid Re-Housing Activities

Number of Persons in Households	Total
Adults	
Children	
Don't Know/Refused/Other	
Missing Information	
Total	

Table 17 – Household Information for Rapid Re-Housing Activities

4c. Complete for Shelter

Number of Persons in Households	Total
Adults	
Children	
Don't Know/Refused/Other	
Missing Information	
Total	

Table 18 – Shelter Information

4d. Street Outreach

Number of Persons in Households	Total
Adults	
Children	
Don't Know/Refused/Other	
Missing Information	
Total	

Table 19 – Household Information for Street Outreach

4e. Totals for all Persons Served with ESG

Number of Persons in Households	Total
Adults	
Children	
Don't Know/Refused/Other	
Missing Information	
Total	

Table 20 – Household Information for Persons Served with ESG

5. Gender—Complete for All Activities

	Total
Male	
Female	
Transgender	
Don't Know/Refused/Other	
Missing Information	
Total	

Table 21 – Gender Information

6. Age—Complete for All Activities

	Total
Under 18	
18-24	
25 and over	
Don't Know/Refused/Other	
Missing Information	
Total	

Table 22 – Age Information

7. Special Populations Served—Complete for All Activities

Number of Persons in Households

Subpopulation	Total	Total Persons Served – Prevention	Total Persons Served – RRH	Total Persons Served in Emergency Shelters
Veterans				
Victims of Domestic Violence				
Elderly				
HIV/AIDS				
Chronically Homeless				
Persons with Disabilities:				
Severely Mentally Ill				
Chronic Substance Abuse				
Other Disability				
Total (unduplicated if possible)				

Table 23 – Special Population Served

CR-70 – ESG 91.520(g) - Assistance Provided and Outcomes

10. Shelter Utilization

Number of New Units - Rehabbed	0
Number of New Units - Conversion	0
Total Number of bed-nights available	38,325
Total Number of bed-nights provided	17,246
Capacity Utilization	45.00%

Table 24 – Shelter Capacity

11. Project Outcomes Data measured under the performance standards developed in consultation with the CoC(s)

The County of Hidalgo continues to engage and coordinate with the Texas Homeless Network (CoC). In coordination and consulting with our CoC, Hidalgo County Program utilizes the HMIS software to obtain the outcomes data measured under the performance standards currently in place. For our victims of domestic violence, Women Together Foundation, Inc., (Victim Service Provider) utilizes the Osnum client track software. In Addition, UCP is has been participating in our local Coordinated Entry System.

Overall our (3) ESG partners were able to perform strong and consistent. The ESG subrecipients were able to deliver Emergency Shelter, Homeless Prevention and Rapid Rehousing services in Hidalgo County. They served 127 persons, 42 Households with Rental Assistance and utility deposits and payments through the Homeless Prevention and Rapid Rehousing Activities. A total of 17,246 bed nights were provided to persons staying in shelters and 5,785 were also served under Emergency Shelter ESG component. In 2019 there was about the same need for beds by the funded agencies and no incidents or issues werereported.

The County of Hidalgo also conducted on-site monitoring and technical assistance to all three (3) ESG subrecipients. Homeless Prevention, Rapid Rehousing, HMIS Data Collections and Emergency Shelter were the activities audited. The use of the Osnum Software used by Women Together Foundation Inc. The client participant files, financial management & property and the HMIS Clienttrack software were utilized to assure all clients are entered on systems accurately and accordingly. The Women Together received two concerns; the county found agency was not keeping track of denied participant and the reason for denials. Second, Women Together foundation Inc., was not reconciling with Hidalgo County on the grant's financial management of activities. Both of these concerns have since been corrected and cleared. For The Salvation Army of McAllen-Hidalgo County and Catholic Charities of the RGV, we utilized the HMIS APR and CAPER client reports to match client data entries including services and found

no issues. Client files, financial management, property management and coordinated entry requirements were fields monitored. The Salvation Army received two concerns; not enrolling/assessing rapid rehousing participants on VI-SPDAT (Vulnerability Index - Service Prioritization Decision Assistance Tool) in HMIS Clienttrack system. Second concern was not having a fix asset report on items purchased with Hidalgo County ESG program. The agency did clear and correct these two items of concern. Catholic Charities received one concern for not meeting proposed expenditure ratio. Action has been taken and is currently getting addressed so that we meet our deadline obligations.

The data measures and performance outcomes are generated from HMIS and OSNIUM softwares then uploaded on the SAGE report which is attached on CR-00 of the CAPER on IDIS e-Con Suite.

CR-75 – Expenditures

11. Expenditures

11a. ESG Expenditures for Homelessness Prevention

	Dollar Amount of Expenditures in Program Year		
	2017	2018	2019
Expenditures for Rental Assistance	0	88,977	127
Expenditures for Housing Relocation and Stabilization Services - Financial Assistance	214	13,345	24
Expenditures for Housing Relocation & Stabilization Services - Services	86	31,643	672
Expenditures for Homeless Prevention under Emergency Shelter Grants Program	0	0	0
Subtotal Homelessness Prevention	300	133,965	823

Table 25 – ESG Expenditures for Homelessness Prevention

11b. ESG Expenditures for Rapid Re-Housing

	Dollar Amount of Expenditures in Program Year		
	2017	2018	2019
Expenditures for Rental Assistance	0	36,981	10,774
Expenditures for Housing Relocation and Stabilization Services - Financial Assistance	0	13,505	900
Expenditures for Housing Relocation & Stabilization Services - Services	0	29,921	0
Expenditures for Homeless Assistance under Emergency Shelter Grants Program	0	0	0
Subtotal Rapid Re-Housing	0	80,407	11,674

Table 26 – ESG Expenditures for Rapid Re-Housing

11c. ESG Expenditures for Emergency Shelter

	Dollar Amount of Expenditures in Program Year		
	2017	2018	2019
Essential Services	0	41,308	0
Operations	0	220,064	74,366
Renovation	0	0	0

Major Rehab	0	0	0
Conversion	0	0	0
Subtotal	0	261,372	74,366

Table 27 – ESG Expenditures for Emergency Shelter

11d. Other Grant Expenditures

	Dollar Amount of Expenditures in Program Year		
	2017	2018	2019
Street Outreach	0	0	0
HMIS	0	27,695	1,436
Administration	0	44,403	18,716

Table 28 - Other Grant Expenditures

11e. Total ESG Grant Funds

Total ESG Funds Expended	2017	2018	2019
	300	547,842	107,015

Table 29 - Total ESG Funds Expended

11f. Match Source

	2017	2018	2019
Other Non-ESG HUD Funds	0	0	0
Other Federal Funds	0	54,780	11,771
State Government	0	0	0
Local Government	0	0	0
Private Funds	300	493,062	95,244

Other	0	0	0
Fees	0	0	0
Program Income	0	0	0
Total Match Amount	300	547,842	107,015

Table 30 - Other Funds Expended on Eligible ESG Activities

11g. Total

Total Amount of Funds Expended on ESG Activities	2017	2018	2019
	600	1,095,684	214,030

Table 31 - Total Amount of Funds Expended on ESG Activities

Attachment

CR-00 CDBG PROGRAM

CR-00

Administration

Attachment 2:		CDBG PROGRAM
#	Report	Description
1	IDIS PR23	CDBG Summary of Accomplishments
2	IDIS PR03	BOSMAC Report "CDBG Report"
3	IDIS PR09	Program Income Details by Fiscal year
4	CAPER Section CR05	Goals and Outcomes & Explanation
5	CAPER Section CR15	IDIS PR 03 (Matrix # 19F) on Section 108 Activities Section 108 Beneficiary Accomplishment Count
6		
7		

IDIS PR23

**CDBG Summary of
Accomplishments**



U.S. Department of Housing and Urban Development
 Office of Community Planning and Development
 Federal Disbursement and Information System
 Grant Summary of Accomplishments
 Program Year 2019

DATE: 07-27-20
 TIME: 9:41

HIDALGO COUNTY

Count of CBDS Activities with Disbursements by Activity Group & Matrix Code

Activity Group	Activity Category	Open Count	Open Activities Disbursed	Completed Count	Completed Activities Disbursed	Program Year Count	Total Activities Disbursed	Returned Funds to HUD	Total Activities Disbursed	
Public Facilities and Improvements	Parks, Recreational Facilities (05F)	1	\$20,862.55	1	\$7,016.93	1	\$71,986.09	\$218,312.26	\$71,986.09	
	Flood Damage Improvements (05J)	1	\$0.00	1	\$27,205.77	2	\$27,205.77		\$27,205.77	
	Water/Sewer Improvements (05K)	2	\$7,157.20	4	\$774,441.25	6	\$781,598.45		\$781,598.45	
	Street Improvements (05L)	1	\$1,116,316.65	11	\$1,505,352.77	23	\$4,522,653.12		\$2,922,989.42	
	Fire Station Equipment (05C)	0	\$0.00	1	\$21,000.00	1	\$21,000.00		\$21,000.00	
	Other Public Improvements Not Listed (05M-05S)	1	\$69,362.45	0	\$0.00	1	\$69,362.45		\$69,362.45	
	Total Public Facilities and Improvements		16	\$4,233,819.85	23	\$8,322,978.22	30	\$4,559,786.17		\$4,559,786.17
Public Services	Senior Services (05A)	0	\$0.00	10	\$67,371.70	10	\$67,371.70		\$67,371.70	
	Services for Persons with Disabilities (05B)	0	\$0.00	3	\$5,177.60	3	\$5,177.60		\$5,177.60	
	Transportation Services (05E)	0	\$0.00	6	\$85,000.00	6	\$85,000.00		\$85,000.00	
	Services for victims of domestic violence, dating violence, sexual assault or stalking (05G)	0	\$0.00	4	\$45,810.97	4	\$45,810.97		\$45,810.97	
	Health Services (05H)	0	\$0.00	13	\$141,687.88	13	\$141,687.88		\$141,687.88	
	Abuse and Neglected Child Care (05R)	0	\$0.00	5	\$115,200.18	5	\$115,200.18		\$115,200.18	
	Food Banks (05W)	0	\$0.00	2	\$53,369.58	5	\$20,248.08		\$20,248.08	
	Other Public Services Not Listed (05A-05Y, 03*)	1	\$0.00	7	\$71,250.92	8	\$71,250.92		\$71,250.92	
	Total Public Services		1	\$0.00	50	\$691,657.81	60	\$691,657.81		\$691,657.81
	General Administration (01-A)	1	\$351,544.26	17	\$213,829.54	18	\$1,369,387.80		\$1,369,387.80	
Total General Administration and Planning		1	\$351,544.26	17	\$213,829.54	18	\$1,369,387.80		\$1,369,387.80	
Repayment of Section 108 Loan Principal (10*)	0	\$0.00	2	\$289,355.00	2	\$289,355.00		\$289,355.00		
Total Repayment of Section 108 Loans		0	\$0.00	2	\$289,355.00	2	\$289,355.00		\$289,355.00	
Grand Total		18	\$4,085,369.11	101	\$9,004,079.25	119	\$6,989,358.86		\$6,989,358.86	

CBDS Sum of Actual Accomplishments by Activity Group and Accomplishment Type

Activity Group	Matrix Code	Accomplishment Type	Open Count	Completed Count	Program Year Totals	ACTUAL
Public Facilities and Improvements	Public Facilities	Parks, Recreational Facilities (05F)	0	26,395	26,395	26,395
		Flood Damage Improvements (05J)	0	4,110	4,110	4,110
		Water/Sewer Improvements (05K)	0	18,462	18,462	18,462
		Street Improvements (05L)	0	272,428	272,428	272,428
		Fire Station Equipment (05C)	0	0	0	0
		Other Public Improvements Not Listed (05M-05S)	0	32,240	32,240	32,240
		Total Public Facilities and Improvements		0	660	660
Public Services	Senior Services (05A)	Senior Services (05A)	66,170	352,988	419,158	419,158
		Senior Services (05A)	0	0	0	0
Grand Total			66	357,083	419,158	419,158

PH28 (02/15) Summary of Accomplishments

Service Category	Persons	Households	Value
Services for Persons with Disabilities (2016)	0	0	0
Transportation Services (2016)	0	0	0
Services for victims of domestic violence, dating violence, H881 - Services (2016)	3,176,650	3,176,650	2,396,500
H881 - Services (2016)	0	0	0
Address and Registered Client (2016)	1,440	1,440	572
Food Banks (2016)	705	705	705
Food Banks (2016)	1,552	1,552	1,552
Other Public Services Not Listed in CSEA CEN 357 (2016)	543	543	543
Total Public Services	66,170	3,113,126	3,413,126
Grand Total	3,466,094	3,853,284	841,742

CSBG Beneficiaries by Racial / Ethnic Category

Race	Total Persons	Total Hispanic Persons	Total Households	Total Hispanic Households
White	4,271	4,229	0	0
Other multi-racial	153	0	0	0
Total Non-Hispanic	4,424	4,229	0	0
White	4,271	4,229	0	0
Other multi-racial	153	0	0	0
Total Grand Total	4,456	4,229	0	0

CSBG Beneficiaries by Income Category

Income Levels	Owner-Occupied	Renter-Occupied	Persons
Low (<=20%)	0	0	0
Mid (>20% and <=50%)	0	0	0
High (>50% and <=80%)	0	0	0
Total Low-Mid	0	0	0
Non-Occupied (>80%)	0	0	0
Total Beneficiaries	0	0	3,895

IDIS PR03

BOSMAC Report "CDBG"

FRM3 BORMAC REPORT "ODSG Report"
 FY 2019 (7/1/2019 thru 6/30/2020)

Year	IPID	Project Name	DIS #	MTX Status	Fund Cr	Fundse	Drawn/Tru Amount	Drawn Amount	Balance	Actual By Year
1994	0002	CONVERTED CDBG ACTIVITIES	2	03J	0	197200	49,339,701.84	9.00	0.00	0
2013	0037	Palmview Street Improvements	7453	03K	7	0242019	702,705.76	88,505.17	0.00	0,0,0,0,0
2014	0030	La Villa Water & Sewer Improvements	8038	03J	C	6112017	875,425.03	117,517.50	0.00	0,0,0,0,0,0,0
2015	0028	La Villa - Street Improvements	8160	03K	C	6112018	117,716.11	91,645.78	0.00	0,0
2016	0020	Hidalgo - Parks, Recreational Facilities	8008	03F	C	472017	485,801.71	226,898.44	0.00	0,0,0,0
2016	0050	Sullivan Cdv. - Food Drainage Improvements	8003	03I	0	31102017	221,609.97	197,994.42	0.00	24,131.55
2017	0005	Dorcas - Street Improvements	8155	03K	C	7192018	242,984.70	25,284.75	0.00	0,0,0
2017	0006	Fernbach - Parks, Recreational Facilities	8190	03F	X	61102018	0.00	14,646.081	0.00	0
2017	0014	Garland - Parks, Recreational Facilities	8152	03F	C	6222018	821,328.98	357,211.15	0.00	0,0,0
2017	0018	La Joya - Street Improvements	8153	03K	0	6192018	501,873.34	22,537.24	458,839.80	0,0
2017	0022	Palmview - Pk's, Recreational Facilities	8119	03F	C	61102018	241,135.40	126,820.94	0.00	0,0,0
2017	0034	Fenitas - Street Improvements	8161	03K	C	61702018	483,224.44	48,388.20	0.00	0,0
2017	0043	Sullivan Cdv. - Food Drainage Improvements	8154	03I	C	7192018	312,896.17	287,285.71	0.00	0,0
2017	0049	Western - Water/Sewer Improvements	8224	03J	C	21102019	508,786.37	475,885.32	0.00	0,0,0
2017	0051	Piedmont No. 1 - Street Improvements	8250	03K	C	2192018	342,732.38	68,500.41	0.00	0,0,0,0,0
2017	0062	Piedmont No. 1 - Water/Sewer Improvements (City of La Villa)	8101	03I	C	5192018	64,186.00	64,186.00	0.00	0,0,0
2017	0084	Piedmont No. 3 - Street Improvements	8253	03K	C	4192018	353,387.80	203,884.83	0.00	0,0
2017	0087	Piedmont No. 4 - Street Improvements	8374	03K	0	31102019	747,049.85	177,115.12	25,884.73	0
2017	0117	City of Alamo - Street Improvements (2017)	8298	03K	C	5192019	82,376.55	79,019.96	0.00	0
2018	0094	Alamo - Water/Sewer Improvements	8238	03J	C	12112018	308,443.30	385,448.30	0.00	0,0,0
2018	0095	Alamo - Repayment of Section 108 Loan	8239	03F	C	1212019	256,392.60	3,185.00	0.00	0
2018	0095	Alamo - Repayment of Section 108 Loan	8391	03F	X	3192020	0.00	0.00	0.00	0
2018	0010	Esca - Street Improvements	8194	03K	0	3192020	107,399.80	14,817.30	0.00	0
2018	0011	Esca - Parks, Recreational Facilities	8256	03F	C	41102018	50,000.00	50,000.00	0.00	0,0
2018	0012	Gramercy - Other Public Facilities/Improvements	8218	03Z	0	7112019	91,984.20	68,592.45	21,371.75	0,0
2018	0025	La Villa - Water/Sewer Improvements	8284	03J	0	7192019	264,458.70	17,187.20	247,332.50	0,0
2018	0025	Mercedes - Street Improvements Pre-Award Agreement (Bond Payment)	8280	03K	C	3192019	140,828.00	0.00	0.00	0
2018	0026	Mercedes - Fire Stations/Equipment	8281	03K	C	3192020	20,000.00	20,000.00	0.00	0,0
2018	0031	Mercedes - Parks, Recreational Facilities	8247	03Z	C	1192019	32,505.70	23,506.73	0.00	0,0,0
2018	0032	Mercedes - Other Public Services - Library	8383	03Z	0	2112020	20,000.00	0.00	20,000.00	0
2018	0041	Progreso - Street Improvements	8246	03K	C	1192019	211,866.75	211,866.75	0.00	0,0
2018	0044	San Juan - Street Improvements	8280	03K	C	6112019	319,288.15	319,288.15	0.00	0

PHOS SCRAMAC REPORT: "CDBG Report"
 FY 2019 (7/1/2018 thru 6/30/2020)

Year	PID	Project Name	DIS. Activity #	M-X Status	Fund Di.	Funded Amount	Drawn Amount	Drawn In Amount	Balance	Actual By Year
2018	0084	Project No. 1 - Street Improvements	9251 03K C		21722019	209,288.58	205,865.65	171,892.90	0.00	0.0
2018	0084	Project No. 1 - Street Improvements	9378 03K C		12722020	206,580.00	145,615.72	67,954.37	0.00	0.0
2018	0088	Project No. 2 - Parks, Recreational Facilities	9237 03F X		12712018	0.00	0.00	0.00	0.00	0.0
2018	0087	Project No. 2 - Other Public Services - B&G Club of Mont. San Juan Youth Center	9188 05Z C		10922018	66,002.77	66,002.77	0.00	0.00	74
2018	0082	Project No. 3 - Handicapped Services - C.A.M.P. University	9177 05S C		10922018	7,572.48	2,572.48	0.00	0.00	0
2018	0087	Project No. 3 - Health Services - Nuestrra Clinica del Valle	9186 05M C		10922018	25,000.00	25,000.00	0.00	0.00	238
2018	0091	Project No. 4 - Street Improvements	9207 05K C		9722019	251,045.37	251,045.37	251,045.37	0.00	0.0
2018	0091	Project No. 4 - Street Improvements	9383 05K C		31622020	238,481.82	215,435.43	215,435.43	21,046.39	0
2018	0100	Project No. 4 - Other Public Services - B&G Club of Edinburg	9188 05Z C		10922018	35,229.70	35,229.70	0.00	0.00	187
2018	0104	CDBG General Program Administration	9162 21A C		10722018	1,386,739.00	1,386,739.00	457,819.68	0.00	0
2018	0003	Allon Planned Reimbursement of Section 108 Loans	9377 19F C		10722020	266,370.00	266,370.00	0.00	0.00	0
2018	0005	Allon Planned Reimbursement of Section 108 Loans	9352 19F X		30520020	0.00	0.00	0.00	0.00	0
2018	0004	Suboch General Program Administration	9302 21A C		10722018	379.59	379.59	379.59	0.00	0
2018	0006	Suboch Street Improvements	9384 05K C		31622020	429,390.00	40,324.90	40,324.90	389,065.10	0
2018	0007	Easa General Program Administration	9316 21A C		10722018	379.53	379.53	379.53	0.00	0
2018	0008	Easa Senior Services - Arroyo del Valle	9341 05M C		11252018	9,904.63	9,904.63	9,904.63	0.00	219
2018	0010	Easa Senior Services - Arroyo del Valle	9366 05A C		11252018	5,000.00	5,000.00	5,000.00	0.00	9
2018	0011	Easa Meal Services - Nuestrra Clinica del Valle	9361 05M C		11252018	5,000.00	5,000.00	5,000.00	0.00	36
2018	0012	Easa Transportation Services - LRGVDC Valley Metro	9351 05E C		11252018	10,000.00	10,000.00	10,000.00	0.00	0
2018	0013	Granjeno General Administration	9301 21A C		10722018	451.31	451.31	451.31	0.00	0
2018	0015	Hidalgo General Program Administration	9306 21A C		10822018	1,519.81	1,519.81	1,519.81	0.00	0
2018	0017	La Joya General Program Administration	9304 21A C		10722018	451.32	451.32	451.32	0.00	0
2018	0019	La Joya Senior Services - La Joya Senior Center	9366 05A C		10922018	5,000.00	5,000.00	5,000.00	0.00	26
2018	0021	La Villa General Program Administration	9307 21A C		10722018	379.53	379.53	379.53	0.00	0
2018	0023	La Villa Food Banks - RGV Food Bank	9342 05M C		11222018	14,433.75	14,433.75	14,433.75	0.00	127
2018	0024	La Villa Transportation Services - LRGVDC Valley Metro	9352 05E C		11252018	10,000.00	10,000.00	10,000.00	0.00	0
2018	0025	La Villa Senior Services - Arroyo del Valle	9370 05A C		11252018	821.70	821.70	821.70	0.00	3
2018	0026	La Villa Health Services - Nuestrra Clinica del Valle	9362 05M C		11252018	4,499.31	4,499.31	4,499.31	0.00	14
2018	0027	Mercedes General Program Administration	9300 21A C		10722018	379.53	379.53	379.53	0.00	0
2018	0028	Mercedes Street Improvements	9311 03K C		10922018	154,836.70	141,694.00	141,694.00	13,142.70	0
2018	0032	Mercedes Senior Services - Arroyo del Valle	9371 05A C		11252018	10,000.00	10,000.00	10,000.00	0.00	14
2018	0033	Mercedes Services of At-risk & Neglected Children - Children's Advocacy Center	9357 05N C		11252018	2,200.18	2,200.18	2,200.18	0.00	23

PROJ BSRMAC REPORT TO CBS REPORT
 FY 2019 (11/1/2018 thru 8/31/2019)

Year	Proj ID	Project Name	DIS Activity #	M-T-X Status	Fund Dt	Funded Amount	Drawn Thru Amount	Draw In Amount	Balance	Amount By Year
2019	0034	Mercedes Health Services - Nuestra Clinica de Valle	3303 05M C		11/25/2018	15,000.00	15,000.00	15,000.00	0.00	104
2019	0035	Palmview General Program Administration	3303 21A C		10/7/2018	451.31	451.31	451.31	0.00	0
2019	0035	Palmview General Program Administration	3312 21A X		1/10/2019	0.00	0.00	0.00	0.00	0
2019	0035	Palmview Street Improvements	3350 05K O		2/27/2020	457,651.60	31,180.20	37,180.20	480,471.40	0
2019	0037	Pentitas General Program Administration	3239 21A C		1/10/2019	451.30	451.30	451.30	0.00	0
2019	0041	San Juan General Program Administration	3313 21A C		1/11/2019	1,115.34	1,115.34	1,115.34	0.00	9
2019	0043	San Juan Senior Services - Amigos de Valle	3272 05A C		11/29/2019	7,500.00	7,500.00	7,500.00	0.00	11
2019	0044	San Juan Health Services - Nuestra Clinica del Valle	3384 05M C		11/25/2019	5,000.00	5,000.00	5,000.00	0.00	41
2019	0045	Sullivan City General Program Administration	3225 21A C		1/10/2019	1,982.80	1,982.80	1,982.80	0.00	0
2019	0047	Western General Program Administration	3310 21A C		1/10/2019	370.53	370.53	370.53	0.00	0
2019	0048	Westcott Senior Services - Amigos del Valle	3373 05A C		11/25/2019	5,000.00	5,000.00	5,000.00	0.00	8
2019	0052	PCT. 3 General Program Administration	3298 21A C		1/17/2019	3,000.00	3,000.00	3,000.00	0.00	0
2019	0051	PCT. 3 Street Improvements	3379 05K O		1/27/2020	333,354.30	233,438.81	233,438.81	99,915.49	0
2019	0054	PCT. 1 Handicapped Services - C.A.M.P. University	3331 05B C		11/27/2019	3,602.46	3,602.46	3,602.46	0.00	9
2019	0055	PCT. 1 Food Banks - Open Hands Community Charitable Services	3321 05W C		11/25/2019	10,000.00	10,000.00	10,000.00	0.00	85
2019	0055	PCT. 1 Health Services - Easter Seals Rio Grande Valley	3019 05M C		11/25/2019	4,000.00	4,000.00	4,000.00	0.00	3
2019	0057	PCT. 1 Transportation Services - URGVO: Valley Metro	3347 05E C		11/25/2019	15,000.00	15,000.00	15,000.00	0.00	0
2019	0058	PCT. 1 Services for Battered and Abused Spouses - Mujeres Unidas/Women Top	3343 05G C		11/25/2019	7,634.40	7,634.40	7,634.40	0.00	224
2019	0059	PCT. 2 Health Services - Nuestra Clinica del Valle	3358 05M C		11/25/2019	10,000.00	10,000.00	10,000.00	0.00	59
2019	0060	PCT. 1 Services for Abused and Neglected Children - Children's Advocacy Center	3353 05N C		11/25/2019	10,000.00	10,000.00	10,000.00	0.00	250
2019	0061	PCT. 1 Food Banks - WGV: Food Bank	3339 05W C		11/22/2019	4,000.00	4,000.00	4,000.00	0.00	57
2019	0062	PCT. 1 Senior Services - Amigos del Valle	3385 05A C		11/25/2019	5,000.00	5,000.00	5,000.00	0.00	10
2019	0063	PCT. 1 Services for Abused and Neglected Children - CASA of Hidalgo County	3335 05N C		11/27/2019	5,000.00	5,000.00	5,000.00	0.00	28
2019	0065	PCT. 2 General Program Administration	3237 21A C		1/17/2019	634.22	634.22	634.22	0.00	0
2019	0065	PCT. 2 Parks, Recreational Facility	3280 03F O		2/7/2020	759,000.00	36,650.55	30,685.55	766,310.45	0
2019	0067	PCT. 2 Other Public Services - Boys and Girls Club for North San Juan Youth Center	3320 05Z C		11/25/2019	80,890.83	80,890.83	80,890.83	0.00	58
2019	0068	PCT. 2 Handicapped Services - C.A.M.F. University	3332 05B C		11/27/2019	1,144.05	1,144.05	1,144.05	0.00	0
2019	0068	PCT. 2 Senior Services - Amigos del Valle	3355 05A C		11/25/2019	8,000.00	8,000.00	8,000.00	0.00	15
2019	0072	PCT. 2 Health Services - El Milagro: CHV6	3299 05K C		11/25/2019	10,920.00	10,920.00	10,920.00	0.00	89
2019	0071	PCT. 2 Transportation Services - URGVO: Valley Metro	3348 05E C		11/25/2019	15,000.00	15,000.00	15,000.00	0.00	0
2019	0072	PCT. 3 Services for Battered and Abused Spouses - Mujeres Unidas/Women Top	3347 05G C		11/23/2019	12,876.57	12,876.57	12,876.57	0.00	45
2019	0073	PCT. 4 Health Services - Hope Family Health Center	3327 05M C		11/27/2019	19,806.98	19,806.98	19,806.98	0.00	61

PROG 5025M4C REPORT "CDBG Report"
 FY 2019 (11/21/2019 thru 9/30/2020)

Year	PID	Project Name	FJIS Activity #	FYX Status	Fund D/L	Funded	Draw Thru Amount	Clear In Amount	Balance	Actual By Year
2019	0074	PCT. 2 Services for Abused and Neglected Children - CASA of Hidalgo County	8325 05N	C	11/21/2019	8,000.00	8,000.00	8,000.00	0.00	11
2019	0075	PCT. 2 Services for Abused and Neglected Children - Children's Advocacy Center	8354 05N	C	11/25/2019	15,000.00	15,000.00	15,000.00	0.00	81
2019	0077	PCT. 3 Other Public Services - The RCW Library Center	8322 05Z	C	11/21/2019	8,908.62	8,908.62	8,908.62	0.00	81
2019	0078	PCT. 2 Other Public Services - Crescencia Art Studio	8322 05Z	C	11/20/2019	25,000.00	25,000.00	25,000.00	0.00	38
2019	0079	PCT. 3 General Program: Accreditation	8358 21A	C	10/17/2019	3,948.92	3,948.92	3,948.92	0.00	0
2018	0080	PCT. 3 Street Improvements	8352 03K	C	5/31/2020	279,802.30	151,816.74	121,816.74	154,991.56	0
2019	0081	PCT. 3 Services for Abused and Neglected Children - CASA of Hidalgo County	8327 05N	C	11/21/2019	25,000.00	25,000.00	25,000.00	0.00	24
2019	0082	PCT. 3 Services for Abused and Neglected Children - Children's Advocacy Center	8355 05M	C	11/25/2019	25,000.00	25,000.00	25,000.00	0.00	18
2019	0083	PCT. 3 Services for Battered and Abused Spouses - Mujeres Unidas/Unidas Woman Top	8345 05Z	C	11/22/2019	13,000.00	13,000.00	13,000.00	0.00	55
2019	0084	PCT. 3 Handicapped Services - C.A.M.P. University	8333 05B	C	11/21/2019	1,083.76	1,083.76	1,083.76	0.00	0
2019	0085	PCT. 3 Health Services - Hope Family Health Center	8323 05M	C	11/21/2019	13,705.14	13,705.14	13,705.14	0.00	72
2019	0086	PCT. 3 Senior Services - Arcopos del Valle	8357 05A	C	11/25/2019	12,000.00	12,000.00	12,000.00	0.00	27
2019	0087	PCT. 3 Transportation Services - LRGVDC Valley Metro	8349 05E	C	11/25/2019	25,000.00	25,000.00	25,000.00	0.00	0
2019	0088	PCT. 3 Health Services - Mujeres Unidas del Valle	8339 05M	C	11/25/2019	25,000.00	25,000.00	25,000.00	0.00	203
2019	0089	PCT. 3 Other Public Services - The RCW Library Center	8325 05Z	X	11/21/2019	0.00	0.00	0.00	0.00	0
2019	0090	PCT. 4 General Program Administration	8359 21A	C	10/20/2019	3,000.00	3,000.00	3,000.00	0.00	0
2019	0091	PCT. 4 Street Improvements	8404 03K	C	5/22/2020	185,216.35	18,030.56	18,030.56	167,185.79	0
2019	0092	PCT. 4 Services for Abused and Neglected Children - Children's Advocacy Center	8326 05N	C	11/24/2019	16,000.00	16,000.00	16,000.00	0.00	91
2019	0093	PCT. 4 Services for Abused and Neglected Children - CASA of Hidalgo County	8338 05N	C	11/21/2019	10,000.00	10,000.00	10,000.00	0.00	17
2019	0094	PCT. 4 Transportation Services - LRGVDC Valley Metro	8340 05E	C	11/25/2019	10,000.00	10,000.00	10,000.00	0.00	0
2019	0095	PCT. 4 Services for Battered and Abused Spouses - Mujeres Unidas/Mujeres Top	8343 05G	C	11/25/2019	16,000.00	16,000.00	16,000.00	0.00	45
2019	0096	PCT. 4 Senior Services - Amigos del Valle	8338 05A	C	11/25/2019	8,000.00	8,000.00	8,000.00	0.00	18
2019	0097	PCT. 4 Health Services - Mujeres Unidas del Valle	8320 05Z	C	11/20/2019	24,006.42	24,006.42	24,006.42	0.00	189
2019	0098	PCT. 4 Food Banks - RCW Food Bank	8340 05W	C	11/22/2019	20,000.00	20,000.00	20,000.00	0.00	1064
2019	0099	PCT. 4 Other Public Services - Boys & Girls Club of Edinburg	8323 05Z	C	11/20/2019	16,781.53	16,781.53	16,781.53	0.00	143
2019	0100	PCT. 4 Health Services - El Mirador Clinic	8330 05M	C	11/21/2019	5,000.00	5,000.00	5,000.00	0.00	34
2019	0101	PCT. 4 Handicapped Services - C.A.M.P. University	8334 05B	C	11/21/2019	3,087.32	3,087.32	3,087.32	0.00	0
2019	0103	CDBG General Administration	8328 21A	C	8/25/2019	1,586,739.00	851,549.29	851,549.29	535,189.74	0
2019	0108	Predicted No. 1 Other Public Services - Westaco B&C Club	8324 05Z	C	11/20/2019	40,000.00	40,000.00	40,000.00	0.00	31
125										
									5,871,046.55	8,572,804.80

IDIS PR03

**Public Facilities
& Improvements**

PR03 BOSMAG REPORT "COSG Report"
 FY 2019 (7/1/2019 thru 6/30/2020)

Year	PID	Project Name	ICIS Activity #	MTX Status	Fund Dc	Funded	Draw, Tm Amount	Draw In Amount	Balance	Actual By Year
2018	0076	Garjano - Other Public Facilities/Improvements	8285	03Z	0	7/1/2019	91,934.20	89,892.45	21,971.75	0.0
								89,892.45	21,971.75	

1

OTHER PUBLIC FACILITIES/IMPROVEMENTS	
COMPLETED	0
OPEN	1
CANCELLED	0
TOTAL	1

PROJ BORMAC REPORT "CDSG Report"
 FY 2018 (7/1/2018 thru 6/30/2020)

Year	PID	Project Name	IDIS Activity #	MTX #	Status	Fund Dt	Funded	Drawn From Amount	Draw In Amount	Balance	Actual By Year
2016	0020	Indigo - Parks, Recreational Facilities	8206	03F	C	4/7/2017	485,801.71	485,801.71	328,866.44	0.00	0.00,0.0
2017	0008	Edcouch - Parks, Recreational Facilities	8150	03F	X	8/19/2018	0.00	0.00	(14,849.08)	0.00	0
2017	0074	Granger - Parks, Recreational Facilities	8152	03F	C	6/22/2018	631,328.98	631,328.98	357,211.15	0.00	0.0,0
2017	0032	Palmview - PFI - Parks, Recreational Facilities	8140	03F	C	6/13/2018	241,138.40	241,138.40	126,620.84	0.00	0.0,0
2018	0011	Faso - Parks, Recreational Facilities	8263	03F	C	4/11/2018	60,000.00	60,000.00	60,000.00	0.00	0.0,0
2018	0031	Mercedes - Parks, Recreational Facilities	8247	03F	C	1/30/2018	32,508.70	32,508.70	0.00	0.00	0.0,0
2018	0066	Precinct No. 2 - Parks, Recreational Facilities	8237	03F	X	12/11/2018	0.00	0.00	(3,700.20)	0.00	0.0,0
2019	0068	PCT 2 Parks, Recreational Facility	8390	03F	C	2/7/2020	798,300.00	30,589.55	30,659.55	768,310.45	0
									758,036.30	769,310.45	

8

PARKS, RECREATIONAL FACILITIES	
COMPLETED	5
OPEN	1
CANCELLED	2
TOTAL	8

PRO3 BCSMAC REPORT "CDBG Report"
 FY 2019 (7/1/2019 thru 6/30/2020)

Year	PID	Project Name	IDIS #	MTX Agency #	Status	Fund Dt	Funded	Draw Thru Amount	Draw In Amount	Balance	Actual By Year
2016	0050	Sullivan City - Flood Drainage Improvements	8203	031	C	3/10/2017	221,895.97	197,504.42	0.00	24,191.55	0.0.0.0
2017	0046	Sullivan City - Flood Drainage Improvements	8154	031	C	7/5/2018	312,898.17	312,898.17	287,285.77	0.00	0.0
										287,285.77	24,191.55

2

FLOOD DRAINAGE IMPROVEMENTS	
COMPLETED	1
OPEN	1
CANCELLED	0
TOTAL	2

PRO3 BCSMAC REPORT "COBG Report"
 FY 2019 (7/1/2019 thru 6/30/2020)

Year	P.D.	Project Name	IDIS Activity #	MTX Status	Fund Dt	Funded	Draw Thru Amount	Draw In Amount	Balance	Actual By Year
2014	0030	La Villa Water & Sewer Improvements	9036 03J	C	6/12/017	575,425.03	575,425.03	117,577.50	0.00	0.00,0.00,0.00
2017	0048	Westpac - Water/Sewer Improvements	E224 03J	C	2/13/2018	508,766.32	508,766.32	475,886.32	0.00	0.00,0.00
2017	0052	Piedral No. 1 Water/Sewer Improvements (City of La Villa)	E151 03J	C	6/18/2018	64,185.00	64,185.00	64,183.00	0.00	0.00,0.00
2018	0004	Alamo - Water/Sewer Improvements	9236 03J	C	12/11/2018	385,443.30	385,443.30	112,752.43	0.00	0.00,0.00
2018	0025	La Villa - Water/Sewer Improvements	9284 03J	O	7/22/2018	264,769.73	17,157.22	17,137.20	247,332.50	0.00
							788,578.45	247,332.50		

5

WATER & SEWER IMPROVEMENTS	
COMPLETED	4
OPEN	1
CANCELLED	0
TOTAL	5

PK03 BOSMAC REPORT "CDBG Report"
 FY 2019 (7/1/2019 thru 5/30/2020)

Year	P.D.	Project Name	IDIS Activity #	MTX Status	Fund Dr	Fundct	Draw Thru Amount	Draw In Amount	Balance	Actual By Year
2018	0037	Palmview Street Improvements	7433	03K C	8/24/2013	702,755.76	702,755.76	83,505.17	0.00	0.00
2015	0028	La Joya Street Improvements	9160	03K C	8/11/2018	117,716.11	117,716.11	81,645.79	0.00	0.00
2017	0005	Danna - Street Improvements	9155	03K C	7/8/2019	242,854.70	242,854.70	25,264.75	0.00	0.00
2017	0018	La Joya - Street Improvements	9153	03K O	8/23/2018	501,873.34	42,033.54	22,552.24	455,339.80	0.00
2017	0034	Peulles - Street Improvements	9161	03K C	8/7/2018	483,254.44	483,254.44	48,349.20	0.00	0.00
2017	0051	Precinct No. 1 - Street Improvements	9250	03K C	2/8/2019	242,732.36	242,732.36	68,508.51	0.00	0.00
2017	0094	Precinct No. 3 - Street Improvements	9253	03K C	4/3/2019	353,357.63	353,357.60	255,868.83	0.00	0.00
2017	0097	Precinct No. 4 - Street Improvements	9374	03K O	3/30/2020	247,049.85	221,116.12	121,116.12	125,934.73	0.00
2017	0117	City of Alamo - Street Improvements (2017)	9288	03K C	5/8/2019	82,376.56	82,376.56	79,018.98	0.00	0.00
2018	0010	Pisa - Street Improvements	9394	03K O	3/25/2020	197,498.80	14,917.30	14,917.30	82,711.50	0.00
2018	0029	Mercedes - Street Improvements Pre-Award Agreement (Bond P	9250	03K C	3/18/2019	140,625.00	140,625.00	0.00	0.00	0.00
2018	0041	Progresso - Street Improvements	9249	03K C	1/31/2019	211,856.75	211,856.75	211,888.75	0.00	0.00
2018	0044	San Juan - Street Improvements	9280	03K C	6/12/2019	319,258.75	319,258.75	0.00	0.00	0.00
2018	0084	Precinct No. 1 - Street Improvements	9251	03K C	2/12/2019	209,298.69	209,298.65	121,092.99	0.00	0.00
2018	0054	Precinct No. 3 - Street Improvements	9378	03K O	1/27/2020	206,550.09	149,516.72	57,044.37	0.00	0.00
2018	0091	Precinct No. 4 - Street Improvements	9287	03K C	5/7/2019	251,046.37	251,046.37	0.00	0.00	0.00
2018	0091	Precinct No. 4 - Street Improvements	9393	03K O	3/16/2020	356,491.82	215,435.43	215,435.43	21,046.39	0.00
2019	0006	Edcauch Street Improvements	9334	03K O	2/12/2020	429,950.00	40,324.50	389,625.50	0.00	0.00
2019	0028	Mercedes Street Improvements	9311	03K O	10/8/2019	152,936.70	141,654.00	13,242.70	0.00	0.00
2019	0036	Palmview Street Improvements	9349	03K O	2/27/2020	497,651.60	37,180.20	460,471.40	0.00	0.00
2019	0061	PCT. 1 Street Improvements	9379	03K O	1/27/2020	353,354.00	233,438.61	233,438.61	93,915.19	0.00
2019	0090	PCT. 3 Street Improvements	9390	03K O	3/30/2020	276,828.30	121,816.74	154,881.56	0.00	0.00
2019	0091	PCT. 4 Street Improvements	9404	03K O	5/22/2020	199,216.35	19,000.99	18,030.58	181,185.76	0.00
									2,622,553.42	2,055,808.90

STREET IMPROVEMENTS	COMPLETED	12
	OPEN	11
	CANCELLED	0
	TOTAL	23

PROG BOSMAC REPORT "DBGG Report"
 FY 2019 (7/1/2019 thru 3/31/2020)

Year	PID	Project Name	DIS Activity #	MTX Status/Fund/DC	Funded	Draw Thru Amount	Draw In Amount	Balance	Actual By Year
2018	0030	Mercedes - Fire Stations/Equipment	8255	030 C	21,000.00	20,000.00	20,000.00	0.00	0.00
							-20,000.00	0.00	

FIRE STATIONS/EQUIPMENT	
COMPLETED	1
OPEN	0
CANCELLED	0
TOTAL	1

IDIS PR03

Public Services

PRC3 BOSMAG REPORT - CBCG Report
 FY 2019 (7/1/2019 thru 6/30/2020)

Year	PID	Project Name	ICIS Agency #	MTX Status	Fund Dt	Funded Amount	Draw Trnd Amount	Draw In Amount	Balance	Total Pases
2018	0052	Marcelles - Other Public Services - Library	8383	05Z	2/12/2020	20,000.00	0.00	0.00	20,000.00	0
2018	0067	Precinct No. 2 - Other Public Services - B&S Club of North San Juan Youth Center	8168	05Z	10/9/2018	56,002.77	56,002.77	0.00	0.00	74
2018	0067	Precinct No. 4 - Other Public Services - B&S Club of Edinburg	8168	05Z	10/9/2018	35,278.70	35,278.70	0.00	0.00	187
2018	0077	PCT. 2 Other Public Services - Boys and Girls Club for North San Juan Youth Center	8320	05Z	1/20/2019	90,880.83	90,880.83	83,880.83	0.00	68
2018	0077	PCT. 2 Other Public Services - The ROW Literacy Center	8325	05Z	1/21/2019	8,908.52	8,908.52	8,908.52	0.00	8
2018	0078	PCT. 2 Other Public Services - Creative Art Studio	8322	05Z	1/20/2019	25,000.00	25,000.00	25,000.00	0.00	38
2018	0089	PCT. 3 Other Public Services - The RGV Literacy Center	8328	05Z	1/21/2019	0.00	0.00	0.00	0.00	0
2018	0089	PCT. 4 Other Public Services - Boys & Girls Club of Edinburg	8323	05Z	1/20/2019	16,781.46	16,781.46	15,781.46	0.00	145
2018	0138	Precinct No.1 Other Public Services - Westlaco B&G Club	8324	05Z	1/23/2019	40,000.00	40,000.00	40,000.00	0.00	31
								171,350.91	20,000.00	649

OTHER PUBLIC SERVICES	COMPLETED	7
	OPEN	1
	CANCELLED	1
	TOTAL	9

9

PROJ B05/MAC REPORT 'CDBG Report'
 FY 2018 (7/1/2018 thru 5/31/2020)

Year	PID	Project Name	IDIS Activity #	MTX Status	Fund Of	Funded Amount	Draw Third Amount	Draw In Amount	Balance	Total Pctg
2019	0010	Elsa Senior Services - Amigos del Valle	8359 05A	C	11/25/2018	5,000.00	5,000.00	5,000.00	0.00	5
2019	0019	La Joya Senior Services - La Joya Senior Center	8283 05A	C	10/3/2018	5,000.00	5,000.00	5,000.00	0.00	25
2019	0025	La Villa Senior Services - Amigos del Valle	8370 05A	C	11/25/2018	821.70	821.70	821.70	0.00	-
2019	0032	Mercedes Senior Services - Amigos del Valle	8371 05A	C	11/25/2018	10,000.00	10,000.00	10,000.00	0.00	14
2019	0043	San Juan Senior Services - Amigos del Valle	8372 05A	C	11/25/2018	7,500.00	7,500.00	7,500.00	0.00	11
2019	0049	Westaco Senior Services - Amigos del Valle	8373 05A	C	11/25/2018	5,000.00	5,000.00	5,000.00	0.00	8
2019	0052	PCT. 1 Senior Services - Amigos del Valle	8365 05A	C	11/25/2018	5,000.00	5,000.00	5,000.00	0.00	10
2019	0050	PCT. 2 Senior Services - Amigos del Valle	8366 05A	C	11/25/2018	8,000.00	8,000.00	8,000.00	0.00	19
2019	0086	PCT. 3 Senior Services - Amigos del Valle	8367 05A	C	11/25/2019	12,000.00	12,000.00	12,000.00	0.00	22
2019	0096	PCT. 4 Senior Services - Amigos del Valle	8368 05A	C	11/25/2019	9,000.00	9,000.00	9,000.00	0.00	18
								87,321.70	0.00	138

10

SENIOR SERVICES	COMPLETED	10
	OPEN	0
	CANCELLED	0
	TOTAL	10

PRO3 BOSMAC REPORT "CDBG Report"
 FY 2018 (7/1/2018 thru 9/30/2020)

Year	FID	Project Name	IDIS Activity #	MTX Status	Funds Dr	Funded	Draw Thru Amount	Draw In Amount	Balance	Total
2018	0083	Precinct No. 3 - Handicapped Services - C.A.M.P. University	8372	05B C	10/9/2018	2,572.48	2,572.48	0.00	0.00	0
2019	0054	PCT. 1 Handicapped Services - C.A.M.P. University	8537	05B C	11/21/2019	3,602.46	3,602.46	3,602.46	0.00	9
2018	0068	PCT. 2 Handicapped Services - C.A.M.P. University	8532	05B C	11/21/2018	1,144.06	1,144.06	1,144.06	0.00	0
2018	0084	PCT. 3 Handicapped Services - C.A.M.P. University	8533	05B C	11/21/2018	1,083.78	1,083.78	1,083.78	0.00	0
2019	0100	PCT. 4 Handicapped Services - C.A.M.P. University	9334	05B C	11/21/2018	3,087.32	3,087.32	3,087.32	0.00	0
										9

SERVICES FOR PERSONS WITH DISABILITIES	
COMPLETED	5
OPEN	0
CANCELLED	0
TOTAL	5

PR03 BOSMAC REPORT "CDBG Report"
 FY 2018 (7/1/2018 thru 6/30/2020)

Year	P.D.	Project Name	IDIS Activity #	MTX Status	Fund Dr	Funder	Draw Thru Amount	Cash In Amount	Balance	Total Pace	
2019	0012	Eliz Transportation Services - LRGVDC Valley Metro	8347	05E	C	1/25/2019	10,000.00	10,000.00	0.00	0	
2019	0024	Le Villa Transportation Services - LRGVDC Valley Metro	8352	05E	C	1/25/2019	10,000.00	10,000.00	0.00	0	
2019	0057	PCT. 1 Transportation Services - LRGVDC Valley Metro	8347	05E	C	1/25/2019	15,000.00	15,000.00	0.00	518,110	
2019	0071	PCT. 2 Transportation Services - LRGVDC Valley Metro	8348	05E	C	1/25/2019	15,000.00	15,000.00	0.00	0	
2019	0087	PCT. 3 Transportation Services - LRGVDC Valley Metro	8349	05E	C	1/25/2019	25,000.00	25,000.00	0.00	0	
2019	0094	PCT. 4 Transportation Services - LRGVDC Valley Metro	8350	05E	C	1/25/2019	10,000.00	10,000.00	0.00	0	
								85,000.00	85,000.00	0.00	518,110

6

TRANSPORTATION SERVICES	
COMPLETED	6
OPEN	0
CANCELLED	0
TOTAL	6

PH03 ROS/MAC REPORT "CDBG Report"
 FY 2018 (7/1/2018 thru 6/30/2020)

Year	PIID	Project Name	DIS Activity#	MTX Status	Fund Ct	Funded Amount	Draw Thru Amount	Draw Jr Amount	Balance	Total Race
2018	0066	PCT. 1 Services for Battered and Abused Spouses - Mujeres Unidas/Women	8343	065 C	11/22/2019	7,634.40	7,634.40	7,634.40	0.00	724
2019	0072	PCT. 2 Services for Battered and Abused Spouses - Mujeres Unidas/Women	8344	065 C	11/22/2019	12,876.57	12,876.57	12,876.57	0.00	49
2018	0063	PCT. 3 Services for Battered and Abused Spouses - Mujeres Unidas/Women	8345	065 C	11/22/2019	13,000.00	13,000.00	13,000.00	0.00	55
2019	0066	PCT. 4 Services for Battered and Abused Spouses - Mujeres Unidas/Women	8346	065 C	11/22/2019	10,000.00	10,000.00	10,000.00	0.00	45
									0.00	372

4

Services for Victims of Domestic Violence	
COMPLETED	4
OPEN	0
CANCELLED	0
TOTAL	4

PROJ BOSMAC REPORT - CDBG Report
 FY 2018 (7/1/2018 thru 6/30/2020)

Year	PID	Project Name	CIS Activity #	MTX Status	Fund D.	Funded	Draw Thru Amount	Draw In Amount	Balance	Total Rows	
2018	0087	Practic No. 3 - Health Services - Nuestra Clinica del Valle	8185	ASW	C	10/8/2018	25,000.00	0.00	0.00	206	
2018	0011	Elsa Health Services - Nuestra Clinica del Valle	8361	ASW	C	11/25/2018	5,000.00	5,000.00	0.00	30	
2018	0026	La Villa Health Services - Nuestra Clinica del Valle	8362	ASW	C	11/25/2018	4,499.31	4,499.31	0.00	14	
2018	0034	Mercedes Health Services - Nuestra Clinica del Valle	8363	ASW	C	11/25/2018	15,000.00	15,000.00	0.00	104	
2018	0064	San Juan Health Services - Nuestra Clinica del Valle	8364	ASW	C	11/25/2018	5,000.00	5,000.00	0.00	41	
2018	0056	PCT. 1 Health Services - Easter Seals Rio Grande Valley	8319	ASW	C	11/20/2018	4,000.00	4,000.00	0.00	3	
2018	0068	PCT. 1 Health Services - Nuestra Clinica del Valle	8356	ASW	C	11/25/2018	10,000.00	10,000.00	0.00	69	
2018	0070	PCT. 2 Health Services - El Milagro Clinic	8328	ASW	C	11/21/2018	10,920.00	10,920.00	0.00	69	
2018	0073	PCT. 2 Health Services - Hope Family Health Center	8327	ASW	C	11/21/2018	19,816.56	19,816.56	0.00	51	
2018	0085	PCT. 3 Health Services - Hope Family Health Center	8326	ASW	C	11/21/2018	13,755.14	13,755.14	0.00	72	
2018	0088	PCT. 3 Health Services - Nuestra Clinica del Valle	8359	ASW	C	11/25/2018	25,000.00	25,000.00	0.00	203	
2018	0097	PCT. 4 Health Services - Nuestra Clinica del Valle	8360	ASW	C	11/25/2018	24,056.42	24,056.42	0.00	159	
2018	0100	PCT. 4 Health Services - El Milagro Clinic	8330	ASW	C	11/21/2018	5,000.00	5,000.00	0.00	34	
									141,987.85	0.00	1,140

13

HEALTH SERVICES	
COMPLETED	13
OPEN	0
CANCELLED	0
TOTAL	13

PROS BOSMAC REPORT "COBG Report"
 FY 2019 (7/1/2018 thru 6/30/2020)

Year	F.D.	Project Name	IDIS Activity #	MTX	Status	Fund Ch.	Funded Amount	Drawn Amount	Drawn Type	Drawn Amount	Balance	Total Price	
2019	0035	Services of Abused & Neglected Children - Children's Advocacy Center	8357	05N	C	1*125/2019	2,200.00	2,200.18	2,200.18	0.00	0.00	23	
2019	0050	PCT. 1 Services for Abused and Neglected Children - Children's Advocacy Center	8353	05N	C	1*125/2019	10,000.00	10,000.00	10,000.00	0.00	0.00	250	
2019	0063	PCT. 1 Services for Abused and Neglected Children - CASA of Polk County	8338	05N	C	1*121/2019	5,000.00	5,000.00	5,000.00	0.00	0.00	278	
2019	0074	PCT. 2 Services for Abused and Neglected Children - CASA of Polk County	8333	05N	C	1*121/2019	8,000.00	8,000.00	8,000.00	0.00	0.00	11	
2019	0075	PCT. 2 Services for Abused and Neglected Children - Children's Advocacy Center	8354	05N	C	1*125/2019	5,000.00	5,000.00	5,000.00	0.00	0.00	31	
2019	0081	PCT. 3 Services for Abused and Neglected Children - CASA of Polk County	8337	05N	C	1*121/2019	25,000.00	25,000.00	25,000.00	0.00	0.00	24	
2019	0082	PCT. 3 Services for Abused and Neglected Children - Children's Advocacy Center	8355	05N	C	1*125/2019	25,000.00	25,000.00	25,000.00	0.00	0.00	181	
2019	0092	PCT. 4 Services for Abused and Neglected Children - Children's Advocacy Center	8355	05N	C	1*125/2019	5,000.00	5,000.00	5,000.00	0.00	0.00	91	
2019	0095	PCT. 4 Services for Abused and Neglected Children - CASA of Polk County	8338	05N	C	1*121/2019	10,000.00	10,000.00	10,000.00	0.00	0.00	17	
											115,200.18	0.00	708

ABUSED AND NEGLECTED CHILDREN	COMPLETED	9
	OPEN	0
	CANCELLED	0
	TOTAL	9

PRO3 BOSMAC REPORT "CDBG Report"
 FY 2019 (7/1/2019 thru 6/30/2020)

Year	FID	Project Name	IDIS Activity #	MTX Status	Fund Dt	Funded	Draw Thru Amount	Draw In Amount	Balance	Total Reze	
2019	0029	Elisa Food Bank - RGV Food Bank	8341	05W	C	11/22/2019	9,534.93	9,534.93	0.00	219	
2019	0025	La Villa Food Bank - RGV Food Bank	8342	05W	C	11/22/2019	14,433.75	14,433.75	0.00	127	
2019	0055	PCT. 1 Food Banks - Open Islands Community Charitable Services	8321	05W	C	11/20/2019	10,000.00	10,000.00	0.00	85	
2019	0057	PCT. 1 Food Banks - RGV Food Bank	8330	05W	C	11/22/2019	4,000.00	4,000.00	0.00	57	
2019	0088	PCT. 4 Food Banks - RGV Food Bank	8340	05W	C	11/22/2019	20,000.00	20,000.00	0.00	1064	
									56,968.68	0.00	1,552

5

FOOD BANKS	
COMPLETED	5
OPEN	0
CANCELLED	0
TOTAL	5

IDIS PR03

**General Administration
& Planning**

PR03 BOS/MAC REPORT 'CDBG Report'
 FY 2019 (7/1/2019 thru 6/30/2020)

Year	PID	Project Name	IDIS Activity #	MTX	Status	Fund Cr.	Funded	Draw Thru Amount	Draw In Amount	Balance
2018	0104	CDBG General Program Administration	8162	21A	C	10/19/2018	1,383,739.00	1,383,739.00	497,879.86	0.00
2019	0004	Edgemoor General Program Administration	8302	21A	C	10/7/2018	370.53	370.53	370.53	0.00
2019	0007	Eliz General Program Administration	8328	21A	C	10/7/2018	370.53	370.53	370.53	0.00
2019	0015	Griffino General Administration	8321	21A	C	10/7/2018	451.31	451.31	451.31	0.00
2019	0019	Hidago General Program Administration	8308	21A	C	10/9/2018	1,619.81	1,619.81	1,619.81	0.00
2019	0017	La Joya General Program Administration	8304	21A	C	10/7/2018	451.32	451.32	451.32	0.00
2019	0021	La Villa General Program Administration	8307	21A	C	10/7/2018	370.53	370.53	370.53	0.00
2019	0027	Mercedes General Program Administration	8300	21A	C	10/7/2018	370.53	370.53	370.53	0.00
2019	0036	Palmview General Program Administration	8303	21A	C	10/7/2018	451.31	451.31	451.31	0.00
2019	0035	Palmview General Program Administration	8312	21A	X	10/9/2018	0.00	0.00	0.00	0.00
2019	0037	Penitas General Program Administration	8309	21A	C	10/8/2018	451.30	451.30	451.30	0.00
2019	0041	San Juan General Program Administration	8313	21A	C	10/6/2018	1,115.34	1,115.34	1,115.34	0.00
2019	0045	Sullivan City General Program Administration	8305	21A	C	10/7/2018	1,862.80	1,862.80	1,862.80	0.00
2019	0047	Weslaco General Program Administration	8310	21A	C	10/8/2018	370.53	370.53	370.53	0.00
2019	0090	PCT. 1 General Program Administrator	8256	21A	C	10/7/2019	3,000.00	3,000.00	3,000.00	0.00
2019	0066	PCT. 2 General Program Administrator	8287	21A	C	10/7/2018	634.22	634.22	634.22	0.00
2019	0079	PCT. 3 General Program Administrator	8256	21A	C	10/7/2019	3,548.32	3,548.32	3,548.32	0.00
2019	0093	PCT. 4 General Program Administrator	8259	21A	C	10/7/2019	3,000.00	3,000.00	3,000.00	0.00
2019	0103	CDBG General Administration	8251	21A	D	9/23/2019	1,386,739.00	851,549.26	851,549.26	535,189.74
									1,368,367.80	535,189.74

19

GENERAL ADMINISTRATION	COMPLETED	17
	OPEN	1
	CANCELLED	1
	TOTAL	19

IDIS PR03

**Repayment of Section
108 Loans**

PRCS BOSMAC REPORT "CDBG Report"
 FY 2019 (7/1/2019 thru 6/30/2020)

Year	PID	Project Name	JOIS Activity #	MTX Status	Fund DT	Funded	Draw Thru Amount	Draw In Amount	Balances	Actual By Year
2018	0005	Alton Repayment of Section 108 Loan	8239	18F C	1/2/2019	256,392.50	256,392.50	3,136.00	0.00	0
2018	0005	Alton Repayment of Section 108 Loan	8391	18F X	3/6/2020	0.00	0.00	0.00	0.00	0
2019	0009	Alton Planned Repayment of Section 108 Loans	8377	18F C	1/8/2020	256,370.00	256,370.00	256,370.00	0.00	0
2019	0009	Alton Planned Repayment of Section 108 Loans	8392	18F X	3/6/2020	0.00	0.00	0.00	0.00	0
								269,555.00	0.00	

4

PLANNED REPAYMENT OF SECTION 108 LOANS	
COMPLETED	2
OPEN	0
CANCELLED	2
TOTAL	4

IDIS PR09

**CDBG
Program Income Detail
Report**

IDIS - PROJ

U.S. Department of Housing and Urban Development
Office of Community Planning and Development
Integrated Disbursement and Information System
Program Income Details by Fiscal Year and Program
HIDALGO COUNTY, TX

Date: 07-06-20
Time: 9:13

Report for Program: CDBG

*Data Only Provided for Time Period Queried: 07-01-2019 to 06-30-2020

Program Year	Program	Associated Grant Number	Fund Type	Estimated Income for Year	Transaction	Voucher #	Voucher Created	Voucher Type	IDIS Proj. ID	IDIS Actv. ID	Matrix Code	Receipts/Drawn Amounts
2019	CDBG	B19UC190501	PE	0.00	RECEIPTS							
						5313489	03-19-20		36	8389	03K	35,625.00
						5314953	04-13-20		36	8389	03K	1,555.20
					DRAWS							
						6362413	09-19-20	PY	36	6389	03K	35,625.00
						6369974	04-16-20	PY	36	6389	03K	1,555.20
										PT Receipts		37,180.20
										PT Draws		37,180.20
										PT Balance		0.00
2019	CDBG											Total CDBG Receipts*: 37,180.20
												Total CDBG Draws against Receipts*: 37,180.20
												Total CDBG Receipt Fund Balance*: 0.00

CAPER - Section CR05

Goals & Outcomes Explanation

CAPER - Section CR15

**IDIS PR 03 (Matrix 19F) on Section
108 Activities**

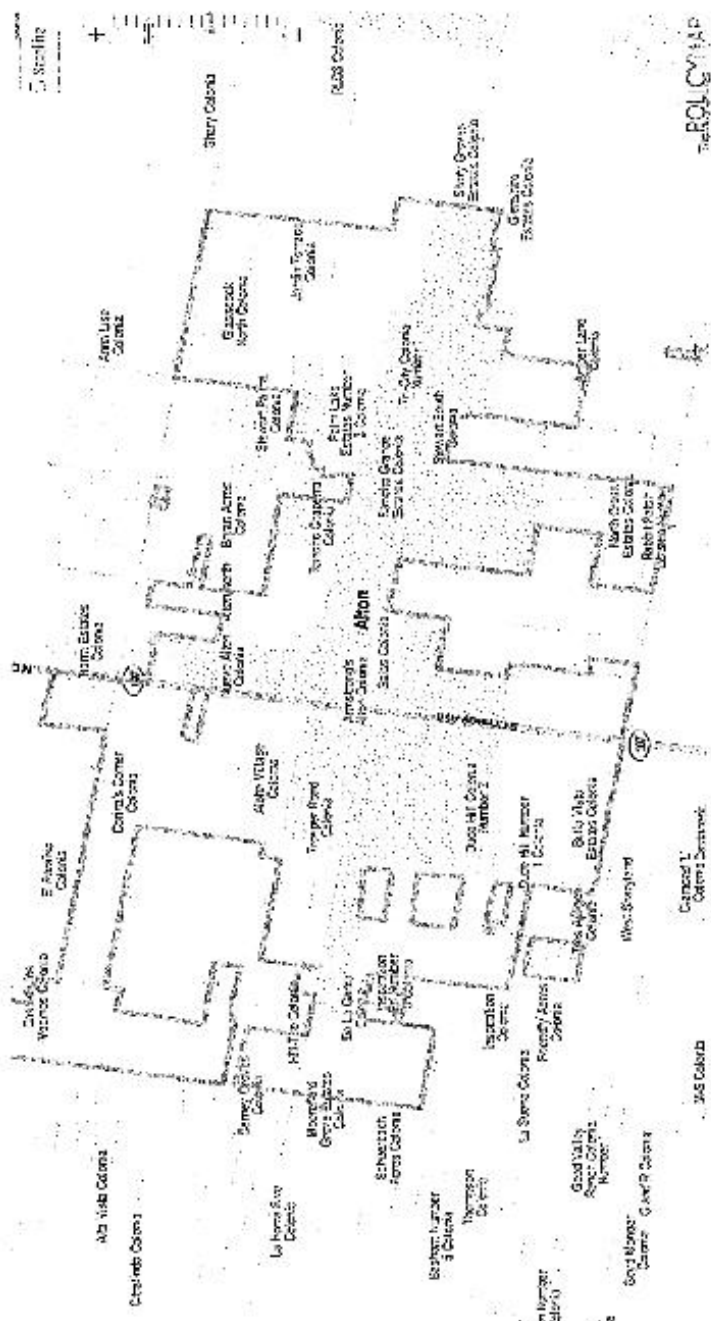
**Section 108 Accomplishments on
Beneficiary Count**

PRO3 BOSMAC REPORT "CDBG Report"
 FY 2015 (7/1/2015 thru 6/30/2020)

Year	PTD	Project Name	IDIS Activity #	MTX Status	Fund D1	Funded	Draw Thru Amount	Balance	Actual By Year
2015	2005	Alton- Repayment of Section 108 Loan	8238 19F	C	1/0/2018	255,392.50	5,185.00	0.00	0
2015	2005	Alton- Repayment of Section 108 Loan	8351 19F	X	3/5/2020	0.00	0.00	0.00	0
2015	2003	Alton Planned Repayment of Section 108 Loans	8377 19F	C	1/9/2020	268,370.00	268,370.00	0.00	0
2015	2003	Alton Planned Repayment of Section 108 Loans	8387 19F	X	3/5/2020	0.00	0.00	0.00	0
							269,555.00	0.00	

4

PLANNED REPAYMENT OF SECTION 108 LOANS
COMPLETED 2
OPEN 0
CANCELLED 2
TOTAL 4



ALTON SECTION 108 CENSUS INFORMATION:

PLACE NO. 02212

LOW/MOD: 9415 / UNIVERSAL L.M.U: 15090 = 62.39% TOTAL LMA

CR-35

Continued Response to Actions Taken to Develop Institutional Structure

The UCP also uses the following agencies to aid in the coordination and implementation of HUD-funded projects:

County Auditor's Office – Monitoring and review of department's procedures

County Drainage District - Coordination on numerous street, bridge and drainage projects throughout Hidalgo County

County District Attorney's Office – Provides legal advice and reviews contracts prior to ratification for CDBG, HOME and ESG agreements

North Alamo Water Supply, Sharyland Water Supply, Agua SUD, Military Water Supply - (Private Water Utility Companies) – Coordination regarding water and sewer improvement projects throughout Hidalgo County

Lower Rio Grande Valley Development Council – Coordination of the Valley Metro transportation system that provides public transportation services to Hidalgo County residents

Texas Department of Transportation – Coordination on numerous street, bridge and drainage projects throughout Hidalgo County

Amigos del Valle – Delivery of meals to the elderly

Food Banks – Provides food assistance, nutrition education and access to Hidalgo County residents

Nuestra Clinica Del Valle – Provides low income and uninsured Hidalgo County residents with healthcare services

Partnering Cities – Coordination regarding street improvement, fire station and equipment and public facilities (such as libraries) projects

Children's Advocacy Center – Improves the lives and safety of child abuse victims in Hidalgo County

Easter Seals Rio Grande Valley – Enables children and adults with disabilities

C.A.M.P. University – Provides opportunities for special needs adults to continue developing life and social skills after high school

Mujeres Unidas/Women Together Foundation, Inc. – Coordination on providing shelter and support services to victims of domestic violence and sexual assault

Children’s Advocacy Center – Dedication to improving the lives and safety of child abuse victims in Hidalgo County

CASA of Hidalgo County – Advocates for abused and neglected children who need representation in family courts

Boys and Girls Club – Coordination in providing voluntary after-school programs for young people

Valley AIDS Council – Provider of HIV prevention, education and testing services

El Milagro Clinic – Provides comprehensive primary, disease prevention and behavioral health care services to Hidalgo County residents who are medically indigent

Hope Family Health Center – Provides integrated medical and counseling services including preventative care and education to medically indigent Hidalgo County residents

The RGV Literacy Center – Provides economic opportunities by empowering our communities through adult education and literacy

The Rio Grande Valley Families & Friends of Murdered Children, Inc. – Assists homicide survivors prevail over the trauma of their victimization by assisting and advocating safety, on-going crisis/emotional support, advocacy, healing and justice

Affordable Homes of South Texas, Inc. – Provides affordable housing opportunities and related services to low-income families in Hidalgo County

Proyecto Azteca – Provides affordable housing opportunities and related services to low-income families in Hidalgo County

The Salvation Army – Coordination on providing rapid re-housing services, housing relocation and stabilization services

Catholic Charities of the Rio Grande Valley – Provides housing relocation and stabilization services to homeless individuals and families

Furthermore, the County continues to make a concerted effort to identify weak or non-existent delivery systems that comprise the institutional structure for the County. Building on efforts laid out in previous years, the County leadership has forged multiple partnerships with other entities endeavoring to improve the quality of life for our residents. Some examples of these partnerships include the leveraging of federal and state transportation dollars for infrastructure projects in and around the County. The County also continues to address the poverty like conditions in areas known as colonias. Low and very-low income persons historically populate these substandard developments. The County's effort in this respect focuses on coordinating grant writing and project implementation efforts through the UCP administrative office for colonia initiatives. This effort is responsible for the Texas Department of Rural Affairs (TDRA) and the Texas Department of Housing and Community Affairs (TDHCA) Self-Help Program, Texas Department of Agriculture (TDA) and Texas General Land Office (GLO) grant agreements to assist colonia residents with housing, drainage and water/sewer projects.

CR-00 HOME PROGRAM

CR-00 Administration

Attachment 3:		HOME PROGRAM
#	Report	Description
1	Section CR-50	Affirmative Marketing Actions
2	IDIS PR09	Program Income Details by Fiscal year
3	IDIS PR23	HOME Summary of Accomplishments
4	IDIS PR33	HOME Matching Liability Report
5		2019 Match Exemption HOME Report
6		

Section CR-50

Affirmative Marketing Actions

CR-50 - HOME 91.520(d)

Provide an assessment of the jurisdiction's affirmative marketing actions for HOME units.

92.351(b)

The County's effort towards affirmative marketing utilizes the HOME Division to ensure that eligible households have access and opportunity to participate in its programs and services. The Owner-Occupied Rehabilitation Program serves to ameliorate the deterioration of the present housing stock. Given the large number of the County's housing stock in need of rehabilitation, this need remains a high priority for present and future funding resources. The County also continues to process fair housing complaints through the Urban County Program structure. Similarly, outreach and educational initiatives continue to be imparted through the Urban County Program even though grant funds that established the Fair Housing Center have long since been expended. Homebuyer, Renter Assistance, and Homeowner Assistance programs and services are marketed to residents in low- to moderate-income neighborhoods and those with limited English proficiency. Also, the HOME Division has two full-time equivalent (FTE) employees that are bilingual and offer assistance with clients with limited English proficiency. This continued effort on the County's behalf is done so in recognition of the importance the County places on fair housing issues.

In terms of community outreach to promote fair housing and disseminate information about the County's housing programs, the following activities were undertaken:

- Recipients are informed of the County's affirmative marketing policy by having it referenced in the agreements.
- The UCP has developed an outreach plan that includes advertisements in local newspapers, distribution of fair housing brochures at relevant events, community presentations, and other outreach activities to inform the community and annual CDBG event in different cities.
- The UCP carries out outreach and provides tenants and rental property owners with copies of the fair housing brochures (in English and Spanish).
- The UCP periodically posts flyers and brochures which describe fair housing laws and services, in the city hall offices (throughout the County of Hidalgo) and its county precincts which are open to the public.
- The UCP uses the Equal Housing Opportunity logo on all correspondence and advertising prepared for all its housing programs.
- The UCP prominently displays in all offices in which housing activities takes place using the HUD-approved Fair Housing poster.
- The UCP posts in a conspicuous position, on the project site, a sign displaying prominently the Equal Housing Opportunity and statement.

- The UCP and its CHDOs maintain copies of advertisements, brochures, flyers, and letters to community contacts.
- The UCP maintains information on the race, sex and ethnicity of applicants and tenants to demonstrate the results of the owner's affirmative marketing efforts. In instances of noncompliance by a project owner, a finding will be issued and corrective action taken will be required by the project owner in the time specified. The project owner will for the period of affordability maintain information demonstrating compliance with the requirements in this marketing plan.
- When applicable, staff will perform house visits for those applicants who have a disability and/or who have no means of transportation.
- Applications are taken by bilingual staff.
- The UCP constructs/rehabilitates handicap accessible housing for those households that require it.
- In addition, the County's web site continues to play a vital role in targeting information to the public and ensuring program information reaches a broad audience.
- UCP Office and its web site provide contact information to individuals/applicants who feel they have been discriminated against regarding fair housing.
- If necessary, UCP staff will record complaint information and file in Fair Housing binder to report to the HUD Fair Housing and Equal Opportunity Office.
- The UCP website, at <https://www.hidalgocounty.us/1196/Fair-HousingDiscrimination-Complaint>, provides the following web-link for residents to learn how to file a fair housing complaint:

http://portal.hud.gov/hudportal/HUD?src=/topics/housing_discrimination

IDIS PR09

**HOME
Program Income Detail
Report**

IDIS - PRDS Date: 07-05-20
Time: 9:16

U.S. Department of Housing and Urban Development
Office of Community Planning and Development
Integrated Disbursement and Information System
Program Income Details by Fiscal Year and Program
HIDALGO COUNTY, TX

Report for Program: HOME
***Data Only Provided for Time Period Queried: 07-01-2019 to 06-30-2020**

Program Year	Program	Associated Grant Number	Fund Type	Estimate Income for	Transaction	Voucher #	Voucher Created	Voucher Type	IDIS Proj. ID	IDIS Actv. ID	Matrix Code	Received/Drawn Amount
2019	HOME	M19UC480501	PT	0.00	RECEIPTS							
						5293304	08-06-19		129	6651		7,860.00
						5308656	01-23-20					147,911.65
			PI		DRAWS							
						6293819	08-09-19	PY	110	8283		7,860.00
						6348501	02-06-20	PY	105	8317		6,790.00
						6348501	02-06-20	PY	105	8318		6,890.00
						6369576	04-16-20	PY	2	8393		27,400.00
						6369576	04-16-20	PY	2	8396		27,400.00
						6369576	04-16-20	PY	2	8397		26,000.00
						6374196	05-01-20	PY	2	8398		27,200.00
						6374196	05-01-20	PY	2	8400		17,440.48
			PA		DRAWS							
						6348530	02-05-20	PY	104	8292		1,520.00
						6369576	04-16-20	PY	104	8292		8,311.11
						6374196	05-01-20	PY	104	8292		4,960.06
												Receipts
												155,771.65
												PI Draws
												140,980.48
												PA Draws
												11,791.17
												Balance
												(0.00)
2019	HOME	M19UC480501	IU	0.00	RECEIPTS							
						5293165	08-14-19		3	8272		1,755.67
			IU		DRAWS							
						6293779	08-15-19	PY	2	8274		1,755.67
												IU Receipts
												1,755.67
												IU Draws
												1,755.67
												IU Balance
												0.00

Program Year	Program	Associated Grant Number	Fund Type	Estimated Income for	Transaction	Voucher #	Voucher Created	Voucher Type	IDIS Proj. ID	IDIS Actv. ID	Matrix Code	Received/Drawn Amount	
			HP	RECEIPTS		5294184	08-14-19		140	6351		1,500.00	
				DRAWS		6295780	08-15-19	Py	2	6274		1,500.00	
											HP Receipts	1,000.00	
											HP Draws	1,500.00	
											HP Balance	0.00	
2019	HOME	M19UC480501										Total Local Account Receipts	158,531.32
												Total Local Account Draws	158,531.32
												Total Local Account Balance	0.00

IDIS PR23

**HOME Summary of
Accomplishments**



U.S. Department of Housing and Urban Development
 Office of Community Planning and Development
 Integrated Disbursement and Information System
 HOME Summary of Accomplishments

DATE: 07-06-20
 TIME: 9:09

Program Year: 2019
 Start Date 01-Jul-2019 - End Date 30-Jun-2020
 HIDALGO COUNTY
 Home Disbursements and Unit Completions

Activity Type	Disbursed Amount	Units Completed	Units Occupied
First Time Homebuyers	\$488,223.34	8	9
Existing Homeowners	\$1,294,253.51	22	22
Total, Homebuyers and Homeowners	\$1,782,476.85	31	31
Grand Total	\$1,782,476.85	31	31

Home Unit Completions by Percent of Area Median Income

Activity Type	0% - 30%	31% - 50%	51% - 60%	61% - 80%	Total 0% - 60%	Total 0% - 80%	Units Completed
First Time Homebuyers	0	2	5	1	8	9	9
Existing Homeowners	14	7	0	1	21	22	22
Total, Homebuyers and Homeowners	14	9	5	2	29	31	31
Grand Total	14	9	6	2	29	31	31

Home Unit Reported As Vacant

Activity Type	Reported as Vacant
First Time Homebuyers	0
Existing Homeowners	0
Total, Homebuyers and Homeowners	0
Grand Total	0

Home Unit Completions by Racial / Ethnic Category

	First Time Homebuyers		Existing Homeowners	
	Units Completed	Hispanics Completed	Units Completed	Hispanics Completed
White	9	9	22	22
Total	9	9	22	22

PR 28 HOME Summary of Accomplishments

IDIS PR33

**HOME Matching Liability
Report**

Home Matching Liability Report

HIDALGO COUNTY, TX

Fiscal Year	Match Percent	Total Disbursements	Disbursements Requiring Match	Match Liability Amount
1997	0.0 %	\$754,276.34	\$0.00	\$0.00
1998	0.0 %	\$2,198,646.41	\$0.00	\$0.00
1999	0.0 %	\$2,454,220.84	\$0.00	\$0.00
2000	0.0 %	\$1,835,269.37	\$0.00	\$0.00
2001	0.0 %	\$1,084,256.15	\$0.00	\$0.00
2002	0.0 %	\$1,688,060.70	\$0.00	\$0.00
2003	0.0 %	\$2,363,956.55	\$0.00	\$0.00
2004	0.0 %	\$2,656,148.94	\$0.00	\$0.00
2005	0.0 %	\$1,998,270.72	\$0.00	\$0.00
2006	0.0 %	\$2,421,609.61	\$0.00	\$0.00
2007	0.0 %	\$2,880,296.00	\$0.00	\$0.00
2008	0.0 %	\$3,775,075.63	\$0.00	\$0.00
2009	0.0 %	\$3,087,600.35	\$0.00	\$0.00
2010	0.0 %	\$3,735,794.80	\$0.00	\$0.00
2011	0.0 %	\$2,392,597.86	\$0.00	\$0.00
2012	0.0 %	\$2,374,255.33	\$0.00	\$0.00
2013	0.0 %	\$1,664,457.83	\$0.00	\$0.00
2014	0.0 %	\$1,612,180.78	\$0.00	\$0.00
2015	0.0 %	\$2,094,895.42	\$0.00	\$0.00
2016	0.0 %	\$1,495,536.62	\$0.00	\$0.00
2017	0.0 %	\$2,471,663.00	\$0.00	\$0.00
2018	0.0 %	\$1,592,920.98	\$0.00	\$0.00
2019	0.0 %	\$1,455,919.46	\$0.00	\$0.00

2019

**Matching Exemption
HOME Report**

Participating Jurisdiction/State	State	% Poverty (≥19.303%)	\$PCI (<\$22,222)	% PI Growth (<2.416%)	Fiscal Distress	Presidential Disaster
Abilene	TX	19.41%	\$21,620		100%	
Amarillo	TX	16.66%	\$26,084			
Arlington	TX	16.58%	\$25,955			
Austin	TX	16.68%	\$35,673			
Beaumont	TX	20.77%	\$25,360		50%	
Brownsville	TX	32.80%	\$14,683		100%	
Bryan	TX	24.38%	\$22,332		50%	
College Station	TX	33.15%	\$23,219		50%	
Corpus Christi	TX	16.63%	\$26,111			
Dallas	TX	22.86%	\$29,753		50%	
Denton	TX	19.53%	\$24,719		50%	
El Paso	TX	20.99%	\$20,389		100%	
Fort Worth	TX	17.95%	\$26,041			
Galveston	TX	22.77%	\$27,365		50%	
Garland	TX	15.92%	\$21,932		50%	
Grand Prairie	TX	13.76%	\$23,864			
Harlingen	TX	31.30%	\$17,595		100%	
Houston	TX	21.87%	\$29,223		50%	
Irving	TX	15.05%	\$27,860			
Killeen	TX	14.20%	\$21,309		50%	
Laredo	TX	31.33%	\$15,954		100%	
Longview	TX	18.57%	\$24,182			
Lubbock	TX	20.91%	\$24,535		50%	
Mc Allen	TX	25.66%	\$21,725		100%	100%
Odessa	TX	11.80%	\$29,327			
Pasadena	TX	19.58%	\$21,693		100%	
Piano	TX	7.47%	\$43,577			
Port Arthur	TX	29.33%	\$18,522		100%	
San Angelo	TX	14.72%	\$25,475			
San Antonio	TX	19.55%	\$23,580		50%	
Tyler	TX	20.34%	\$25,985		50%	
Waco	TX	27.51%	\$19,845		100%	
Wichita Falls	TX	20.58%	\$22,880		50%	
Bexar County	TX	9.10%	\$29,252			
Brazoria County	TX	13.09%	\$28,108			
Dallas County	TX	12.43%	\$34,743			
Fort Bend County	TX	8.01%	\$37,982			
Harris County	TX	12.68%	\$28,997			
Hidalgo County	TX	38.10%	\$12,329		100%	
Montgomery County	TX	30.00%	\$37,840			
Texas	TX	14.47%	\$27,900	3.81%		
Tarrant County Consortium	TX	9.46%	\$34,167			

CR-00 ESG PROGRAM

CR-00 Administration

Attachment 4: ESG		
1	SAGE Report	ESG Accomplishments
2	IDIS PR91	ESG Financial Summary
3	IDIS PR93	ESG Risk Status Recipient Report
4		
5		

SAGE Report

ESG Summary of Accomplishments



HUD CDR CAPER FY2020

City: FSR: Hayslip County - TX - Report Type: CAPER

Report Date Range
 01/01/2019-06/30/20

Q01a. Project Information

Project Name: **Replaces**
 FUND Name: **DRILL**
 Cost Type: **Cost**
 SIC:
 NAICS:
 Owner Address 1: **1818 Tarrant St.**
 Owner Address 2:
 City: **Fair**
 State: **Texas**
 ZIP Code: **75717**
 Email Address: **replaces@hayslipcountytx.gov**
 Phone Number: **9524643382**
 Address: **2347**
 Fax Number: **9524643382**

Q01b. Grant Information

Activity Status

Fiscal Year	Grant Number	Current Authorized Amount	Total Encum	Balance	Obligation Date	Expiration Date
2020	E10U048290	\$45,425.00	\$0	\$45,425.00	06/30/20	05/31/22
2019	E10U048290	\$47,810.00	\$44,554.04	\$3,255.96	08/01/19	03/31/21
2018	E10U048290	\$41,875.00	\$41,875.00	\$0	08/01/18	03/31/20
2017	E10U048290	\$63,360.00	\$63,360.00	\$0	12/10/17	12/31/19
2016	E10U048290	\$44,330.00	\$44,330.00	\$0	08/01/16	03/31/18
2015	E10U048290	\$65,735.00	\$65,735.00	\$0	08/01/15	03/31/17
2014	E10U048290	\$62,824.00	\$62,824.00	\$0	07/01/14	03/31/16
2013	E10U048290	\$1,212,392.00	\$1,212,392.00	\$0	08/01/13	03/31/15
2012						
2011						
2010		\$1,159,290.00	\$4,315,024.64	\$341,459.91		

Q02 Information from Q05

CAPER reporting includes funds used from fiscal year:

2016, 2017, 2018

Project types carried out during the program year

List the number of each type of project funded through CAPER during the program year:

Severely Distressed	0
Emergency Shelter	0
Traditional Housing (projects have under 15)	1
Day Shelter (under 15)	0
Self-Help Housing	0
Homelessness Prevention	0

Q03. MISRA Information

MISRA

Comparable Database

Are 100% of the project data entered through CAPER, which are a direct result of MISRA data integration to HHS?	Yes
Have all of the project data been entered into CAPER - CAPER data upload?	Yes
Are 100% of the project data entered through CAPER, which are a direct result of MISRA data integration to HHS, which are a direct result of CAPER data upload?	Yes
Have all of the project data been entered into CAPER - CAPER data upload?	Yes

Q3a: Project Identifiers Table

Organization Name	Organization ID	Project Name	Project ID	Open Project Type	Method ID (Looking DS)	AMI related with potential project	Project ID of affiliation	Doc Number	Accession	Vendor Vendor Provider	HWB Software Item	Report Start Date	Report End Date	Cost Exception?	Uploaded to eLibrary
Chickasaw County	071	050 173alga County	10240	12				15-037705-007	400216	0	Contract by Project Solutions	2019-01-01	2020-01-01	No	Yes
Chickasaw County	071	050 173alga County	90244	10				15-037705-007	460216	0	Contract by Project Solutions	2019-01-01	2020-01-01	No	Yes
Salvador Army of Mexico	2500	050 173alga County	10023	17				15-037705-007	460216	0	Contract by Project Solutions	2019-01-01	2020-01-01	No	Yes
Salvador Army of Mexico	2500	050 173alga County	10023	12				15-037705-007	463716	0	Contract by Project Solutions	2019-01-01	2020-01-01	No	Yes
Salvador Army of Mexico	2500	050 173alga County	10023	1	0			15-037705-007	453321	0	Contract by Project Solutions	2019-07-01	2020-06-30	No	Yes
United States	104020	Emergency relief for border areas targeted by Mexico attacks	104020-01	3	0	1		15-037705-007	492118	1	1540100	2019-07-01	2020-06-30	No	Yes
United States	104020	United States only border	104020-01	4	0	1		15-037705-007	100000	1	1540100	2019-07-01	2020-06-30	No	Yes

Q3a: Report Identifiers Table

Total Number of Persons Served	5074
Number of Adults (Age 17 or Over)	2191
Number of Children (Under Age 10)	602
Number of Persons With Unborn Age	0
Number of Leavers	548
Number of Adult Leavers	492
Number of Adult and Head of Household Leavers	492
Number of Stayers	5423
Number of Adult Stayers	4823
Number of Visits	48
Number of Unusually Homeless Persons	12
Number of Youth Under Age 25	683
Number of Pending Youth Under Age 25 with Case	37
Number of Adult Heads of Household	5022
Number of Child and Unborn Age Heads of Household	323
Number of Household and Adult Stayers in the Project 30 Days or More	3002

Q3a: Data Quality: Personal Identifying Information (%)

Element	Does Case/ID Know/Identified	Information Missing	Not Known	Total	% of Base Data
Event	3	0	0	3	0.06%
Sex or Gender Identifier	2006	0	14	2020	96.58%
Eye Color	3	0	0	3	0.06%
Race	3	0	0	3	0.06%
Marital	3	0	0	3	0.06%
Gender	3	0	0	3	0.06%
Overall Total				2027	98.23%

Q3a: Data Quality: Unusual Data Elements

	Error Count	% of Error Data
White/Hispanic	0	0.00%
Project Start Date	0	0.00%
Relationships (Head of Household)	0	0.00%
United States	1	0.05%
Emergency Contact	7	0.35%

Q3a: Data Quality: Income and Housing Data Quality

	Error Count	% of Error Data
Event	1	0.04%
Independent Services/Other	14	0.69%
Domestic Services/Other/Nonresidential	0	0.00%
Independent Services/Other	0	0.00%

Q007: Data Quality: Chronic Homelessness

	Count of Total Records	Missing Data in Field Index	Missing Data in Housing	Approximate Data Source (SST) Version	Number of Sites (SST) Version	Number of Records (SST) Version	% of Records with a 100% Match
ES - 311 Street Outreach	1502	0	0	0	2	0	0.0%
HR	0	0	0	0	0	0	0.0%
HR (M)	18	0	1	0	0	0	0.0%
NAD	1585	0	0	0	0	0	0.0%

Q008: Data Quality: by Treatment

	Number of Project Start Records	Number of Project End Records
0 Days	570	251
1-5 Days	83	115
6-8 Days	7	14
9-10 Days	1	7
11+ Days	3	23

Q009: Data Quality: Is the Household Size, Outreach, or Housing Provider

	# of Records	# of Invalid Records	% of Invalid Records
Consistent and Valid of Household Size, Outreach or ES - HRH	3	0	0.0%
Not Valid (i.e. Invalid ES - HRH)	3	0	0.0%

Q010: Number of Persons: General

	Total	Without Children	With Children and Adults	With Only Children	Unknown Household Type
Adults	510	492	233	0	0
Children	805	0	491	314	0
Children (SST) (Total)	1	0	0	0	0
Children (M) (Total)	1	0	0	0	0
Total	1316	492	724	314	0
For HRH, HRH - Total of persons (Child) - (Adults) (Total)	12	12	0	0	0

Q011: Number of Persons: General

	Total	Without Children	With Children and Adults	With Only Children	Unknown Household Type
Total Households	5435	4379	216	840	0
For PG - HRH - Total of households (Child) - (Adults) (Total)	12	10	2	0	0

Q012: Follow-Up: Count of Households by the Last Wednesday

Year	Without Children	With Children and Adults	With Only Children	Unknown Household Type	
January	4471	2207	161	210	0
April	4788	4218	174	234	0
July	2872	2514	113	248	0
October	4134	2920	158	276	0

Q013: Number of Persons: Contacted

	All Persons Contacted	First contact - NOT staying on Streets, ES, or HRH	First contact - WAS staying on Streets, ES, or HRH	First contact - Where unable to determine
Once	0	0	0	0
2-6 Times	0	0	0	0
7-9 Times	0	0	0	0
10+ Times	0	0	0	0
Total Persons Contacted	0	0	0	0

Q014: Number of Persons: Engaged

	All Persons Engaged	First contact - NOT staying on Streets, ES, or HRH	First contact - WAS staying on Streets, ES, or HRH	First contact - Where unable to determine
Once	0	0	0	0
2-6 Contacts	0	0	0	0
7-9 Contacts	0	0	0	0
10+ Contacts	0	0	0	0
Total Persons Engaged	0	0	0	0
Rate of Engagement	0.00	0.00	0.00	0.00

Q015: Gender of Adults

	Total	Without Children	With Children and Adults	Unknown Household Type
Adults	510	282	20	0
Female	440	422	28	0
Trans Female (TF) or Female (FM)	0	0	0	0
Trans Male (TM) or Male (MM)	0	0	0	0
Gender (TS) - Confirmed (i.e. not a child) (see a or female)	0	0	0	0
Child (TS) - Confirmed (i.e. not a child) (see a or female)	0	0	0	0
Child (TS) - Collected	0	0	0	0
Gender	510	492	22	0

Q10: Gender of Children

	Total	With Children and Adults	With Only Children	Unknown Household Type
Males	261	223	44	0
Females	530	240	260	0
Total (Males/Females)	0	0	0	0
Total (Males/Females)	0	0	0	0
Gender Un-Conforming (i.e. non-binary/multi-gender)	0	0	0	0
Child Count Unknown/Refused	0	0	0	0
Data Not Collected	0	0	0	0
Subtotal	602	463	342	0

Q10: Gender of Persons Having Age Information

	Total	Without Children	With Children and Adults	With Only Children	Unknown Household Type
Males	0	0	0	0	0
Females	0	0	0	0	0
Unknown (M/F or Male/Female)	0	0	0	0	0
Unknown (M/F or Female/Male)	0	0	0	0	0
Gender Un-Conforming (i.e. non-binary/multi-gender)	0	0	0	0	0
Child Count Unknown/Refused	0	0	0	0	0
Data Not Collected	0	0	0	0	0
Subtotal	0	0	0	0	0

Q10: Age by Age Range

	Total	Under Age 18	Age 18-24	Age 25-44	Age 45 and over	Child Count Unknown/Refused	Data Not Collected
Males	975	206	33	165	100	0	0
Females	850	254	208	248	100	0	0
Total (Males/Females)	0	0	0	0	0	0	0
Total (Males/Females)	0	0	0	0	0	0	0
Gender Un-Conforming (i.e. non-binary/multi-gender)	0	0	0	0	0	0	0
Child Count Unknown/Refused	0	0	0	0	0	0	0
Data Not Collected	0	0	0	0	0	0	0
Subtotal	2024	460	237	413	199	0	0

Q10: Age

	Total	Without Children	With Children and Adults	With Only Children	Unknown Household Type
Under 6	208	0	100	94	0
6 - 17	700	0	589	109	0
18 - 17	788	0	712	143	0
18 - 24	198	712	46	0	0
25 - 34	1638	1536	98	0	0
35 - 44	1417	1476	80	0	0
45 - 54	965	939	26	0	0
55 - 64	242	232	10	0	0
65+	100	102	0	0	0
Child Count Unknown/Refused	0	0	0	0	0
Data Not Collected	0	0	0	0	0
Total	6665	4912	2000	242	0

Q10: Race

	Total	Without Children	With Children and Adults	With Only Children	Unknown Household Type
White	2637	4373	694	241	0
Black or African American	24	27	0	1	0
Asian	0	0	0	0	0
American Indian or Alaska Native	0	0	0	0	0
Native Hawaiian or Other Pacific Islander	0	0	0	0	0
Hispanic/Latino	4	4	0	0	0
Child Count Unknown/Refused	0	0	0	0	0
Data Not Collected	0	0	0	0	0
Total	2659	4912	700	242	0

Q10: Ethnicity

	Total	Without Children	With Children and Adults	With Only Children	Unknown Household Type
Hispanic/Latino (Any)	373	116	24	0	0
Non-Hispanic	4210	4797	676	242	0
Child Count Unknown/Refused	0	0	0	0	0
Data Not Collected	0	0	0	0	0
Total	4583	4912	700	242	0

Q13a: Physical and Mental Health Conditions (cont)

	Total Persons	Without Children	Adults in HH with Children & Adults	Children in HH with Children & Adults	With Children and Adults	With Only Children	Unknown Household Type
Alcohol Use Disorder	108	152	0	0	0	0	0
Anxiety Disorder	0	0	0	0	0	0	0
Depression	10	10	0	0	0	0	0
Drug Abuse (incl. Drug Abuse)	10	10	0	0	0	0	0
Diabetes	101	61	0	0	0	0	0
Heart Disease	4	4	0	0	0	0	0
High Blood Pressure	60	41	0	0	0	0	0
Physical Disability	185	181	0	0	0	0	0

Q. The Weighted Average of Physical and Mental Health Conditions (cont)

Q13b: Physical and Mental Health Conditions (cont)

	Total Persons	Without Children	Adults in HH with Children & Adults	Children in HH with Children & Adults	With Children and Adults	With Only Children	Unknown Household Type
Alcohol Use Disorder	108	152	0	0	0	0	0
Anxiety Disorder	0	0	0	0	0	0	0
Depression	10	10	0	0	0	0	0
Drug Abuse (incl. Drug Abuse)	10	10	0	0	0	0	0
Diabetes	101	61	0	0	0	0	0
Heart Disease	4	4	0	0	0	0	0
High Blood Pressure	60	41	0	0	0	0	0
Physical Disability	185	181	0	0	0	0	0

Q. The Weighted Average of Physical and Mental Health Conditions (cont)

Q13c: Physical and Mental Health Conditions for Seniors

	Total Persons	Without Children	Adults in HH with Children & Adults	Children in HH with Children & Adults	With Children and Adults	With Only Children	Unknown Household Type
Alcohol Use Disorder	108	152	0	0	0	0	0
Anxiety Disorder	0	0	0	0	0	0	0
Depression	0	0	0	0	0	0	0
Drug Abuse (incl. Drug Abuse)	0	0	0	0	0	0	0
Diabetes	11	0	0	0	0	0	0
Heart Disease	0	0	0	0	0	0	0
High Blood Pressure	0	2	0	0	0	0	0
Physical Disability	68	68	0	0	0	0	0

Q. The Weighted Average of Physical and Mental Health Conditions for Seniors (cont)

Q14: Domestic Violence History

	Total	Without Children	With Children and Adults	With Only Children	Unknown Household Type
Yes	4993	4424	144	365	0
No	1401	474	34	1	0
Don't Know/Not Reported	2	2	0	0	0
Not Reported	5	1	0	0	0
Total	1400	4919	147	366	0

Q14a: Physical and Mental Health

	Total	Without Children	With Children and Adults	With Only Children	Unknown Household Type
Yes	247	130	10	25	0
No	4329	2884	12	304	0
Don't Know/Not Reported	1	0	0	0	0
Not Reported	0	0	0	0	0
Total	4229	4524	136	229	0

OMB Using Resolutions

	Total	Without OIG Review	With OIG Review and Audit	With Only OIG Review	Unknown Forward OIG Type
Executive Offices	0	0	0	0	0
Emergency relief, including relief or cost paid for with emergency rule for another	79	25	11	0	5
Transitional housing for homeless persons (including former camp)	6	0	0	0	0
Phase response for homeless	172	109	12	0	0
Car's Home	1	0	0	1	0
Real Home (pre-2014)	0	1	0	1	0
Learn to Earn 2.0	0	1	0	1	0
Subtotal	249	146	22	4	0
Legislative Settings	0	0	0	0	0
Applied to the 2014 reauthorized ESEA Title I	15	15	0	0	0
Annual review of the implementation of the center	2	2	0	0	0
High school graduation rate of the year-end assessment for the	12	11	1	0	0
U.S. personnel in the field for the field	20	20	0	0	0
Lower level for the center for emergency response	2	2	0	0	0
Lease space for the year-end home	1	1	0	0	0
Revised or proposed to be reviewed with no business criteria	4	4	0	0	0
Subtotal	62	61	1	0	0
Other Locations	0	0	0	0	0
Phase 1 of the 2014 reauthorized ESEA Title I for the year-end assessment	0	0	0	0	0
Center for the 2014 reauthorized ESEA Title I	1	1	0	0	0
Center for the 2014 reauthorized ESEA Title I	3	3	0	0	0
Revised or proposed with ESEA reauthorized ESEA Title I	2	0	0	0	0
Revised or proposed with ESEA reauthorized ESEA Title I	0	0	0	0	0
Revised or proposed with ESEA reauthorized ESEA Title I	1	1	0	0	0
Revised or proposed with ESEA reauthorized ESEA Title I	82	82	0	0	0
Revised or proposed with ESEA reauthorized ESEA Title I	4	4	0	0	0
Revised or proposed with ESEA reauthorized ESEA Title I	8	8	0	0	0
Revised or proposed with ESEA reauthorized ESEA Title I	4	2	2	0	0
Revised or proposed with ESEA reauthorized ESEA Title I	27	29	2	0	0
Revised or proposed with ESEA reauthorized ESEA Title I	100	100	2	0	0
Revised or proposed with ESEA reauthorized ESEA Title I	200	243	120	20	0
Revised or proposed with ESEA reauthorized ESEA Title I	0	0	0	0	0
Data Not Collected	2	0	0	0	0
Subtotal	212	234	120	20	0
Total	554	422	252	24	0

4. Transitional Housing for homeless of ESEA Title I

OMB - Civil Rights - Housing

	Number of Grants	Number of Letters of Award	Number of Disbursed Dollars
Alabama	498	77	487
11 - 2100	7	0	2
1101 - 1120	3	1	1
1121 - 1130	20	3	0
1131 - 1140	97	3	15
1141 - 1150	20	2	5
1151 - 1160	9	0	1
1161 - 1170	4	0	1
Grant Awarded/Not Awarded/Not Awarded	9	0	0
Data Not Collected	4	0	0
Number of Adult Students Not Reported to Bureau of Assessment	---	104	---
Number of Adult Students Without State Assessment	---	107	---
Total Adults	615	204	508

OMB - Civil Rights - Housing

	Number of Grants	Number of Letters of Award	Number of Disbursed Dollars
David Institute	55	3	0
Living Spring Institute	4	1	0
SP	17	3	0
EGG	82	1	0
VA Service Center and Disability Cooperative	4	3	0
VA Service Center and Disability Cooperative	0	0	0
Florida State University	1	0	0
West Virginia University	1	0	0
USM of the South	3	1	0
University of Texas	4	0	0
West Virginia University	4	0	0
West Virginia University	3	0	0
OAG Support	17	1	1
College (Business Support)	2	0	1
Other States	9	1	1
All of the above in the number of State and Area of Assessment	---	27	48

Q26: Disabling Conditions and Income for Adults at OIG:

	AD: Adult with Disabling Condition	AD: Adult without Disabling Condition	AD: Total Adults	AD % with Disabling Condition by Source	AD: Adult with Disabling Condition	AD: Adult without Disabling Condition	AD: Total Adults	AD % with Disabling Condition by Source	UK: Adult with Disabling Condition	UK: Adult without Disabling Condition	UK: Total Adults	UK % with Disabling Condition by Source
Cardiac Disease	1	0	1	100%	0	1	1	0%	0	0	0	0%
Developmental Disabilities (DD)	2	2	4	50%	1	0	1	100%	0	0	0	0%
Psychiatrically Related Conditions (PSR)	3	3	6	50%	0	0	0	0%	0	0	0	0%
Neurological Conditions	0	0	0	0%	0	0	0	0%	0	0	0	0%
Physical Disability Insurance	2	2	4	50%	0	0	0	0%	0	0	0	0%
Disability Insurance	2	0	2	100%	0	0	0	0%	0	0	0	0%
Disability Insurance for Family/Spouse (DIF)	1	2	3	33%	1	1	2	50%	0	0	0	0%
Disability Insurance from Retirement	1	2	3	33%	0	0	0	0%	0	0	0	0%
Disability Insurance from Other Source	0	0	0	0%	0	0	0	0%	0	0	0	0%
Card Support	0	1	1	0%	0	0	0	0%	0	0	0	0%
Transportation	0	1	1	0%	0	1	1	100%	0	1	1	100%
Respite	166	203	469	35%	5	25	30	16.7%	0	0	0	0%
Health Plan and Health	100	189	489	20%	0	76	76	15.7%	0	0	0	0%

Q28: Type of Non-Cash Benefit Source

	Percent of Staff	Number of Total Annual Assessments for Staff	Percent of Paid for Lessons
Supplemental National Ambulance Program	75	10	0
SNF	3	2	0
TDM Child Care Services	1	0	0
TDM Transportation Services	1	0	0
Other TDM-Funded Services	1	0	0
Other Sources	2	0	0

Q31: Health Insurance

	All Staff	All Annual Assessments for Staff	All Paid for Lessons
Medicare	107	39	17
Medicaid	46	3	2
State Children's Health Insurance Program	0	1	1
Medicaid Services	13	0	0
Employer Provided Health Insurance	2	0	1
Health Insurance Through COBRA	0	0	0
Private Pay Health Insurance	0	0	0
State Health Insurance for Adults	4	0	1
Indian Health Services Program	0	0	0
Other	13	0	1
Medicaid Services	520	28	116
Other Health Insurance	1	0	1
State Not Collected	1136	0	0
Number of Staff Not Requiring an Annual Assessment	—	168	—
Total Health Insurance	729	29	116
Other Health Insurance	15	2	0

Q32a: Length of Participation - ESO Projects

	Total	Lessons	Staffs
0 to 1 days	249	314	79
2 to 10 days	16	47	27
11 to 20 days	60	26	24
21 to 30 days	78	31	45
31 to 60 days	129	44	61
61 to 90 days	28	20	14
91 to 180 days	473	24	439
181 to 360 days	622	1	620
361 to 720 days (1-2 Yrs)	147	0	140
721 to 1080 days (3-2 Yrs)	154	0	150
1081 to 1440 days (3-4 Yrs)	181	0	171
1441 to 1800 days (5-5 Yrs)	0	0	0
More than 1800 days (> 5 Yrs)	0	0	0
Data Not Collected	0	0	0
Total	2354	518	2406

0226 Length of Time Between Project Start and First Housing Starts by Date

	Total	Without Children	With Children and Adults	With Only Children	Unknown Household Type
7 days or less	0	0	0	0	0
8 to 14 days	1	1	0	0	0
15 to 21 days	1	1	0	0	0
22 to 28 days	4	2	2	0	0
29 to 63 days	1	1	0	0	0
64 to 105 days	0	0	0	0	0
106 to 135 days	0	0	0	0	0
136 to 200 days (1-2 Yrs)	0	0	0	0	0
Total (project start to housing)	16	16	0	0	0
Average length of time (in weeks)	12.19	14.29	8.00	--	--
Percent who were called within 60 days	9	7	1	0	0
Total projects	26	10	12	1	0

0226 Length of Time Between Project Start and First Housing Starts by Household Type

	Total	Without Children	With Children and Adults	With Only Children	Unknown Household Type
7 days or less	249	241	01	0	0
8 to 14 days	62	50	12	0	0
15 to 21 days	60	52	08	0	0
22 to 28 days	72	59	13	0	0
29 to 35 days	123	100	23	0	0
36 to 43 days	10	06	04	0	0
44 to 51 days	473	362	111	0	0
52 to 60 days	433	378	55	0	0
61 to 68 days (0-1 Yr)	1440	1093	347	0	0
69 to 76 days (0-1 Yr)	1304	1028	276	0	0
77 to 84 days (0-1 Yr)	1221	960	261	0	0
85 to 92 days (0-1 Yr)	8	0	8	0	0
More than 92 days (> 1 Yr)	2	0	2	0	0
Total (not called)	1	0	1	0	0
Total	5824	4942	722	342	0

0226 Length of Time Prior to Housing - based on 2017 Case Orders/Inquiries Started

	Total	Without Children	With Children and Adults	With Only Children	Unknown Household Type
7 days or less	212	209	03	0	0
8 to 14 days	18	18	0	0	0
15 to 21 days	22	21	1	0	0
22 to 28 days	18	18	0	0	0
29 to 35 days	26	23	3	0	0
36 to 43 days	15	17	0	0	0
44 to 51 days	24	5	19	0	0
52 to 72 days (1-2 Yrs)	12	8	4	0	0
73+ days or more	0	0	0	0	0
Total (cases or inquiries to housing)	330	329	01	0	0
Total (cases or inquiries to housing)	61	59	2	0	0
Total (not called)	1230	927	293	10	0
Total projects	1870	846	1000	24	0

C25a: Number of Members

	Total	Without Children	With Children and Adults	Unknown Household Type
Chronically Homeless Members	5	3	1	0
Not Chronically Homeless Members	41	41	1	0
Member Status	1760	1667	522	0
Other (Domestic Violence) Members	0	0	0	0
Other (Domestic Violence) Members	1	0	0	0
Total	1817	1812	525	0

C25b: Number of Chronically Homeless Persons by Household

	Total	Without Children	With Children and Adults	With Only Children	Unknown Household Type
Chronically Homeless	13	10	3	0	0
Not Chronically Homeless	3232	4502	697	242	0
Other (Domestic Violence) Members	2	2	0	1	0
Other (Domestic Violence) Members	0	0	0	1	0
Total	3254	4512	703	242	0

IDIS PR91

ESG Financial Summary



U.S. Department of Housing and Urban Development
 Office of Community Planning and Development
 Integrated Disbursement and Information System
PR91 - ESG Financial Summary

HIDALGO COUNTY, TX

2018

DATE: 07-05-20
 TIME: 3:43


ESG Program Level Summary

Grant Number	Total Grant Amount	Total Funds Committed	Total Funds Available to Commit	% of Grant Funds Not Committed	Grant Funds Drawn	% of Grant Funds Drawn	Available to Draw	% Remaining to Draw
E18UC4833C	\$843,878.00	\$843,878.00	\$0.00	0.00%	\$843,878.00	100.00%	\$0.00	0.00%

ESG Program Components

Activity Type	Total Committed to Activities	% of Grant Committed	Drawn Amount	% of Grant Drawn
Street Closures	\$0.00	0.00%	\$0.00	0.00%
Shelter	\$365,730.00	43.35%	\$345,738.00	80.38%
Homeless Prevention	\$137,500.00	16.30%	\$137,500.00	100.00%
Rapid Re-Housing	\$82,130.00	9.73%	\$82,130.00	100.00%
Data Collection (HIV)	\$30,232.00	3.58%	\$30,232.00	100.00%
Home Inspection	\$48,288.00	5.72%	\$48,288.00	100.00%
Funds Not Committed	\$0.00	0.00%	\$0.00	0.00%
Funds Remaining to Draw	\$0.00	0.00%	\$0.00	0.00%
Total	\$643,878.00	100.00%	\$643,878.00	100.00%

Drawn to Date at End of Month



— Grants Amount — Draws to Date at the End of the Month — Projection 2 Years ◆ 2 Years Grant Expiration

ESG Draws By Quarter (at the total grant level):

Quarter End Date	Quarter	the End of this	Quarter	at End of Quarter
06/30/2018	\$2.00	\$6.00	0.00%	0.00%
09/30/2018	\$1.00	\$6.00	0.00%	0.00%
03/31/2019	\$24,315.40	\$24,515.20	9.87%	3.87%
06/30/2019	\$7,221.50	\$49,196.80	11.00%	14.93%
09/30/2019	\$190,277.00	\$224,373.91	19.21%	84.84%
12/31/2019	\$152,832.58	\$377,656.19	23.74%	58.59%
03/31/2020	\$146,116.88	\$522,172.07	22.28%	81.20%
06/30/2020	\$12,835.53	\$645,676.00	1.91%	100.00%
09/30/2020	\$3.00	\$645,679.00	0.00%	100.00%

ESG Subrecipient Commitments and Draws by Activity Category :

Subrecipient	Activity Type	Committed	Drawn
HUNALOK COUNTY	Administration	\$40,236.42	\$45,203.42
	Total	\$40,236.42	\$45,203.42
	Total Remaining to be Drawn		\$0.00
	Percentage Remaining to be Drawn		0.00%
CATHOLIC CHARITIES OF RGV	Scholarship Provision	\$716,650.00	\$116,650.00
	Rapid Re-Housing	\$63,330.00	\$62,690.00
	Debt Collection (1905)	\$9,496.00	\$6,453.00
	Total	\$789,476.00	\$185,793.00
Total Remaining to be Drawn		\$603,683.00	
Percentage Remaining to be Drawn		76.48%	

Stipend	\$190,000.00	\$190,000.00	\$190,000.00
Grant Collection (HHS)	\$19,836.55	\$19,836.55	\$19,836.08
Total	\$209,836.55	\$209,836.55	\$209,836.08
Total Remaining to be Drawn	\$0.00	\$0.00	\$0.00
Percentage Remaining to be Drawn	0.00%	0.00%	0.00%
Stipend	\$155,750.00	\$155,750.00	\$155,750.00
Homeless Prevention	\$71,000.00	\$71,000.00	\$71,000.00
Rapid Re-Housing	\$19,000.00	\$19,000.00	\$19,000.00
Grant Collection (HHS)	\$65,000.00	\$65,000.00	\$65,000.00
Total	\$155,750.00	\$155,750.00	\$155,750.00
Total Remaining to be Drawn	\$0.00	\$0.00	\$0.00
Percentage Remaining to be Drawn	0.00%	0.00%	0.00%

Activity Type	Subrecipient
Stipend	Women Together Foundation, Inc.
Homeless Prevention	The Salvation Army Multish-Haskell County CATHOLIC CHARITIES OF REV
Rapid Re-Housing	The Salvation Army Multish-Haskell County CATHOLIC CHARITIES OF REV
Grant Collection (HHS)	The Salvation Army Multish-Haskell County CATHOLIC CHARITIES OF REV
Administration	Women Together Foundation, Inc. The Salvation Army Multish-Haskell County HIGASHI COUNTY

2019

ESG Program Level Summary

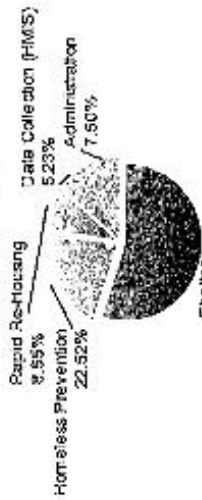
Grant Number	Total Grant Amount	Total Funds Committed	Total Funds Available to Commit	% of Grant Funds Committed	% of Grant Funds Not Committed	Grant Funds Drawn	% of Grant Funds Drawn	Available to Draw	% Remaining to Draw
E-910248001	\$911,970.00	\$851,670.00	\$0.00	93.5%	6.5%	\$107,198.87	11.76%	\$804,771.13	88.24%

ESG Program Components

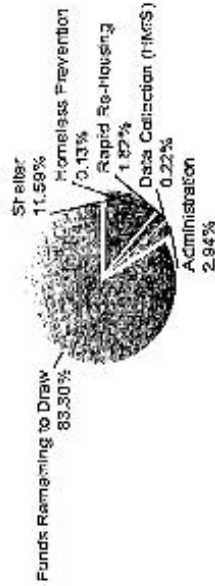
Activity Type	Total Committed to Activities	% of Grant Committed	Drawn Amount	% of Grant Drawn
Stipend	\$0.00	0.00%	\$0.00	0.00%
Stipend	\$155,750.00	17.09%	\$74,986.00	48.15%
Homeless Prevention	\$144,000.00	15.80%	\$623,151.19	43.27%
Rapid Re-Housing	\$65,000.00	7.13%	\$11,673.88	1.80%
Grant Collection (HHS)	\$42,000.00	4.61%	\$1,435.80	0.34%
Administration	\$45,220.00	4.96%	\$15,070.00	3.33%

Funds Not Committed	\$0.00	0.00%	\$0.00	0.00%
Funds Remaining to Draw	\$0.00	0.00%	\$524,447.00	53.20%
Total	\$641,618.00	100.00%	\$641,618.00	100.00%

Funds Committed



Funds Drawn



- Street Outreach
- Shelter
- Homeless Prevention
- Rapid Re-Housing
- Data Collection (HMS)
- Administration
- Funds Not Committed
- Funds Remaining to Draw
- Street Outreach
- Shelter
- Homeless Prevention
- Rapid Re-Housing
- Data Collection (HMS)
- Administration
- Funds Not Committed
- Funds Remaining to Draw

24-Month Grant Expenditure Deadline

All of the recipient's grant must be expended for eligible activities within 24 months after the date HUD signs the grant agreement with the recipient. Expenditure means either an actual cash disbursement for a direct expense or a grantee's direct cost or the actual cost of a direct expense for a good or service or an indirect cost. This report uses data from HUD's annual expenditure report (HUD attached Fiscal Year 2011 HUD report in two attachments). For FY2011, the obligation date is the date of the initial location. This report does not list the obligation date, as it is not possible to determine the obligation date, and does not track the days remaining for the FY 2011 second allocation.

Grant Amount: \$641,618.00

Grant Number	Days Remaining to Meet Expenditure Requirements
ESG-C-46551	383
Drives to Date	07/22/2011
30-D Obligation Date	07/22/2011
Expenditure Deadline	07/22/2011
Recruitment Date	07/22/2011

50% Cap on Emergency Shelter and Street Outreach


The cap refers to the total amount of the recipient's fiscal year grant allowed for emergency shelter and street outreach activities. This amount cannot exceed the greater of: (1) 50% of the overall grant for the year; or (2) the amount of Fiscal Year 2010 ESG funds committed for homeless assistance activities.

Amount Committed to Shelter	Amount Committed to Street Outreach	Total Amount Committed to Shelter and Street Outreach	% Committed to Shelter and Street Outreach	2010 Funds Committed to Homeless Assistance Activities	Total Drawn for Shelter and Street Outreach	% Drawn for Shelter and Street Outreach
\$393,466.50	\$300,000.00	\$693,466.50	56.08%	\$293,894.81	\$74,366.30	11.58%

ESG Draws By Month (at the total grant level):

Grant Amount: 641,518.00

Drawn to Date at End of Month



— Grant Amount — Draws to Date at the End of the Month ◆ 2 Years Grant Expiration

ESG Draws By Quarter (at the total grant level):

Quarter End Date	Quarter	at End of the	Quarter	at End of Quarter
6/30/2016	\$3.00	\$0.00	0.00%	0.00%
9/30/2016	\$3.00	\$0.00	0.00%	0.00%
12/31/2016	\$28,723.68	\$28,723.68	4.49%	4.49%
3/31/2017	\$77,289.40	\$107,013.08	12.00%	16.58%
6/30/2017	\$151.88	\$107,164.97	0.68%	16.72%

ESG Subrecipient Commitments and Draws by Activity Category:

Subrecipient	Activity Type	Committed	Drawn
HICALSO COUNTY	Admin Support	\$46,121.35	\$18,678.26
	Total	\$46,121.35	\$18,678.26
	Total Remaining to be Drawn		\$27,443.09
	Percentage Remaining to be Drawn		59.52%
THE SALVATON ARMY	Shelter	\$72,485.00	\$53,883.97
	Food Bank (New York)	\$22,000.00	\$0.00
	Rapid Re-housing	\$80,000.00	\$6,721.20
	Debt Collection (HUD)	\$8,000.00	\$1,200.00
Total	\$222,485.00	\$61,805.17	
Total Remaining to be Drawn		\$160,679.83	
Percentage Remaining to be Drawn		72.22%	
Shelter		\$160,000.00	\$40,483.33
Debt Collection (HUD)		\$20,000.00	\$0.00

Women Together Foundation, Inc.	Total	3200,000.00	540,482.33
	Total Remaining to be Drawn		\$159,517.67
	Percentage Remaining to be Drawn		78.70%
Catholic Charities of RSV	Homeless Prevention	\$122,500.00	\$82,818
	Rapid Re-Housing	\$25,000.00	\$4,842.85
	Data Collection (HMIS)	\$12,000.00	\$635.58
	Total	\$179,500.00	\$90,507.58
	Total Remaining to be Drawn		\$153,860.42
	Percentage Remaining to be Drawn		98.47%

ESG Subrecipients by Activity Category		Subrecipient
Activity Type		
Shelter		THE SALVATION ARMY
		Women Together Foundation, Inc.
Homeless Prevention		THE SALVATION ARMY
		Catholic Charities of RSV
Rapid Re-Housing		THE SALVATION ARMY
		Catholic Charities of RSV
Data Collection (HMIS)		THE SALVATION ARMY
		Women Together Foundation, Inc.
Administration		Catholic Charities of RSV
		HIDALGO COUNTY

IDIS PR93

**ESG Risk Status
Recipient Report**



U.S. Department of Housing and Urban Development
Office of Community Planning and Development
Integrated Disbursement and Information System
PR33 - ESC Risk Status Recipient Report
2018, 2019

DATE: 07-26-20
TIME: 9:45
PAGE: 1

Formula Grants only

Field Office: SAN ANTONIO, 2018

State	ESG Recipient	Grant Number	Indicators								Total Committed	Total Drawn	% Drawn		
			A	B	C	D	E	F	G	H					
Texas	HIDALGO COUNTY	E18JC498001				X	X				\$63,878.00	\$643,878.00	100.00%	\$643,878.00	100.00%

Field Office: SAN ANTONIO, 2019

State	ESG Recipient	Grant Number	Indicators								Total Committed	Total Drawn	% Drawn		
			A	B	C	D	E	F	G	H					
Texas	HIDALGO COUNTY	E19JC498001	X	X	X	X	X	X			\$64,818.00	\$64,818.00	100.00%	\$107,178.07	167.15%

Indicators:

- A: No draws in last 90 days (quarterly draws are a regulatory requirement)
- B: More than 120 days between obligation date and activity set up and funding (180 days: statutory requirement for non-state recipients)
- C: Less than 100% committed
- D: Less than 50% Drawn at 365 days from obligation date (1 year)
- E: Less than 80% drawn at 548 days from obligation date (1 1/2 years)
- F: Less than 100% drawn at 730 days from obligation date (2 years or 24 months: regulatory requirement)
- G: More than 730 days from obligation date and not all activities complete (2 years)
- H: Administration "AD" subfund is not 100% drawn; and has activity status of "complete"

FINANCE: LOCCS, PR26, PR07, Expenditures

**CR-00
Administration**

Attachment 5:		FINANCE
1	LOCCS Reconciliation	
2	IDIS PR26	CDBG Financial Summary Report
3	IDIS PR07	Drawdown Report by Voucher Number - Vouchers Submitted to Loccs - CDBG
4	IDIS PR07	Drawdown Report by Voucher Number - Vouchers Submitted to Loccs - HOME
5	IDIS PR07	Drawdown Report by Voucher Number - Vouchers Submitted to Loccs - ESG
6	Finance Expenditures	In-House Report for CDBG, HOME, ESG
7		

FINANCE

**LOCCS
RECONCILIATION**

Program Year:	2019
Ending Date:	June 30, 2020

LOCCS RECONCILIATION

Unexpendable balance of CDBG Funds	
(Line 16 of the IDIS Financial Summary)	<u>\$10,019,525.95</u>
LOCCS Balance (as of the end of the program year)	<u>\$10,019,525.95</u>
Unexpended CDBG program income and / or unexpended CDBG grant funds:	
a. Grantee Program Account	<u>\$0.00</u>
b. Subrecipients Program Account	<u>\$0.00</u>
c. Revolving Fund Cash Balances	<u>\$0.00</u>
d. Section 108 Cash Balances	<u>\$0.00</u>
CASH ON HAND TOTAL	<u>\$0.00</u>
Grantee Program Liabilities	
(Include any reimbursements due from program funds)	<u>\$0.00</u> *
Subrecipient Program Liabilities	
(Include any reimbursements due from program funds)	<u>\$0.00</u>
LIABILITIES TOTAL	<u>\$0.00</u>
RECONCILING BALANCE	
(LOCCS Balance plus Cash on Hand Total Minus Liabilities Total)	<u>\$10,019,525.95</u>
Total Unexpended Balance of CDBG Funds MINUS	
Reconciling Balance = Unreconciled Difference	<u>\$0.00</u>

*Provide an explanation for an unreconciled difference

NOTE: Cash on Hand is a positive figure. Use the IDIS PR09 Report to check program income / revolving loan fund balances.

NOTE: Use the IDIS PR07 report to check for draws marked "prior year" for the first 90 days after the program year ends.

FINANCE

IDIS PR26 CDBG Financial Summary Report



Office of Community Planning and Development
 U.S. Department of Housing and Urban Development
 Integrated Disbursement and Information System
PR26 - CDBG Financial Summary Report
 Program Year 2019
 HIDALGO COUNTY, TX

DATE: 06-26-20
 TIME: 10:31

PART I: SUMMARY OF CDBG RESOURCES		
01 UNEXPENDED CDBG FUNDS AT END OF PREVIOUS PROGRAM YEAR		9,496,575.33
02 ENTITLEMENT GRANT		7,356,817.00
03 SURPLUS URBAN RENEWAL		0.00
04 SECTION 108 GUARANTEED LOAN FUNDS		0.00
05 CURRENT YEAR PROGRAM INCOME		37,180.20
05a CURRENT YEAR SECTION 108 PROGRAM INCOME (FOR SL TYPE)		0.00
06 FUNDS RETURNED TO THE LINE OF CREDIT		78,027.07
06a FUNDS RETURNED TO THE LOCAL CDBG ACCOUNT		0.00
07 ADJUSTMENT TO COMPUTE TOTAL AVAILABLE		(78,027.07)
08 TOTAL AVAILABLE (SUM, LINES 01-07)		16,890,577.53
PART II: SUMMARY OF CDBG EXPENDITURES		
09 DISBURSEMENTS OTHER THAN SECTION 108 REPAYMENTS AND PLANNING/ADMINISTRATION		5,233,103.78
10 ADJUSTMENT TO COMPUTE TOTAL AMOUNT SUBJECT TO LOW/MOD BENEFIT		0.00
11 AMOUNT SUBJECT TO LOW/MOD BENEFIT (LINE 09 + LINE 10)		5,233,103.78
12 DISBURSED IN IDIS FOR PLANNING/ADMINISTRATION		1,368,387.80
13 DISBURSED IN IDIS FOR SECTION 108 REPAYMENTS		269,555.00
14 ADJUSTMENT TO COMPUTE TOTAL EXPENDITURES		0.00
15 TOTAL EXPENDITURES (SUM, LINES 11-14)		6,871,046.58
16 UNEXPENDED BALANCE (LINE 08 - LINE 15)		10,019,525.95
PART III: LOW/MOD BENEFIT THIS REPORTING PERIOD		
17 EXPENDED FOR LOW/MOD HOUSING IN SPECIAL AREAS		0.00
18 EXPENDED FOR LOW/MOD MULTI-UNIT HOUSING		0.00
19 DISBURSED FOR OTHER LOW/MOD ACTIVITIES		5,233,103.78
20 ADJUSTMENT TO COMPUTE TOTAL LOW/MOD CREDIT		0.00
21 TOTAL LOW/MOD CREDIT (SUM, LINES 17-20)		5,233,103.78
22 PERCENT LOW/MOD CREDIT (LINE 21/LINE 11)		100.00%
LOW/MOD BENEFIT FOR MULTI-YEAR CERTIFICATIONS		
23 PROGRAM YEARS(PY) COVERED IN CERTIFICATION	PY: PY: PY:	
24 CUMULATIVE NET EXPENDITURES SUBJECT TO LOW/MOD BENEFIT CALCULATION		0.00
25 CUMULATIVE EXPENDITURES BENEFITING LOW/MOD PERSONS		0.00
26 PERCENT BENEFIT TO LOW/MOD PERSONS (LINE 25/LINE 24)		0.00%
PART IV: PUBLIC SERVICE (PS) CAP CALCULATIONS		
27 DISBURSED IN IDIS FOR PUBLIC SERVICES		691,657.89
28 PS UNLIQUIDATED OBLIGATIONS AT END OF CURRENT PROGRAM YEAR		20,000.00
29 PS UNLIQUIDATED OBLIGATIONS AT END OF PREVIOUS PROGRAM YEAR		0.00
30 ADJUSTMENT TO COMPUTE TOTAL PS OBLIGATIONS		0.00
31 TOTAL PS OBLIGATIONS (LINE 27 + LINE 28 - LINE 29 + LINE 30)		711,657.89
32 ENTITLEMENT GRANT		7,356,817.00
33 PRIOR YEAR PROGRAM INCOME		59,350.79
34 ADJUSTMENT TO COMPUTE TOTAL SUBJECT TO PS CAP		0.00
35 TOTAL SUBJECT TO PS CAP (SUM, LINES 32-34)		7,416,167.79
36 PERCENT FUNDS OBLIGATED FOR PS ACTIVITIES (LINE 31/LINE 35)		9.60%
PART V: PLANNING AND ADMINISTRATION (PA) CAP		
37 DISBURSED IN IDIS FOR PLANNING/ADMINISTRATION		1,368,387.80
38 PA UNLIQUIDATED OBLIGATIONS AT END OF CURRENT PROGRAM YEAR		535,189.74
39 PA UNLIQUIDATED OBLIGATIONS AT END OF PREVIOUS PROGRAM YEAR		197,879.66
40 ADJUSTMENT TO COMPUTE TOTAL PA OBLIGATIONS		0.00
41 TOTAL PA OBLIGATIONS (LINE 37 + LINE 38 - LINE 39 +LINE 40)		1,405,697.88
42 ENTITLEMENT GRANT		7,356,817.00
43 CURRENT YEAR PROGRAM INCOME		37,180.20
44 ADJUSTMENT TO COMPUTE TOTAL SUBJECT TO PA CAP		0.00
45 TOTAL SUBJECT TO PA CAP (SUM, LINES 42-44)		7,393,997.20
46 PERCENT FUNDS OBLIGATED FOR PA ACTIVITIES (LINE 41/LINE 45)		19.01%

1 of 20

LINE 17 DETAIL: ACTIVITIES TO CONSIDER IN DETERMINING THE AMOUNT TO ENTER ON LINE 17
Report returned no data.

LINE 18 DETAIL: ACTIVITIES TO CONSIDER IN DETERMINING THE AMOUNT TO ENTER ON LINE 18
Report returned no data.

LINE 19 DETAIL: ACTIVITIES INCLUDED IN THE COMPUTATION OF LINE 19

Plan Year	IDIS Project	JOTS Activity	Voucher Number	Activity Name	Matrix Code	National Objective	Drawn Amount
2016	20	8006	6284396	Hickory Parks, Rec. Fac. Imp.	03F	LMA	\$112,954.51
2016	20	8006	6311117	Hickory Parks, Rec. Fac. Imp.	03F	LMA	\$113,911.93
2017	6	8150	6289218	Econoh - Parks, Recreational Facilities (2017)	03F	LMA	\$4,484.00
2017	6	8150	6298665	Econoh - Parks, Recreational Facilities (2017)	03F	LMA	(\$15,293.08)
2017	14	8152	6284396	Granjeno Park Imp. Phase III	03F	LMA	\$1,178.39
2017	14	8152	6286817	Granjeno Park Imp. Phase III	03F	LMA	\$134,913.63
2017	14	8152	6302146	Granjeno Park Imp. Phase III	03F	LMA	\$101,622.20
2017	14	8152	6311117	Granjeno Park Imp. Phase III	03F	LMA	\$99,496.93
2017	32	8149	6289218	Palmview Park Improvements	03F	LMA	\$126,628.94
2018	11	8265	6304211	Old 2018 Parks Rec. Fac. Imp.	03F	LMA	\$50,000.00
2018	56	8237	6341960	Precinct 2 - Parks, Rec. Facilities (N. San Juan Park)	03F	LMA	(\$3,703.20)
2019	66	8380	6352985	Pct. 2 Parks, Rec. Fac. Imp. (Valle Alto Park Gym-Hidalg.)	03F	LMA	\$1,555.20
2019	66	8380	6380990	Pct. 2 Parks, Rec. Fac. Imp. (Valle Alto Park Gym-Hidalg.)	03F	LMA	\$29,134.35
							\$753,035.80
					03F	Matrix Code 03F	
2017	46	8154	6284396	Sullivan City Flood Drainage Imp. (El Faro Rd.)	03I	LMA	\$51,870.02
2017	46	8154	6289218	Sullivan City Flood Drainage Imp. (El Faro Rd.)	03I	LMA	\$22,232.01
2017	46	8154	6295781	Sullivan City Flood Drainage Imp. (El Faro Rd.)	03I	LMA	\$21,596.49
2017	46	8154	6306477	Sullivan City Flood Drainage Imp. (El Faro Rd.)	03I	LMA	\$17,146.25
2017	46	8154	6317774	Sullivan City Flood Drainage Imp. (El Faro Rd.)	03I	LMA	\$50,956.00
2017	46	8154	6327328	Sullivan City Flood Drainage Imp. (El Faro Rd.)	03I	LMA	\$13,484.50
							\$287,285.77
					03I	Matrix Code 03I	
2014	30	8038	6324013	La Villa W/S Imp. Project (Elevated Storage Tank)	03J	LMA	\$16,110.00
2014	30	8038	6327328	La Villa W/S Imp. Project (Elevated Storage Tank)	03J	LMA	\$90,761.90
2014	30	8038	6329888	La Villa W/S Imp. Project (Elevated Storage Tank)	03J	LMA	\$10,645.60
2017	48	8224	6286817	Westaco - Water/Sewer Improvements Phase 3	03J	LMA	\$9,585.20
2017	48	8224	6315286	Westaco - Water/Sewer Improvements Phase 3	03J	LMA	\$80,590.01
2017	48	8224	6324013	Westaco - Water/Sewer Improvements Phase 3	03J	LMA	\$193,510.24
2017	48	8224	6329888	Westaco - Water/Sewer Improvements Phase 3	03J	LMA	\$89,546.11
2017	48	8224	6344047	Westaco - Water/Sewer Improvements Phase 3	03J	LMA	\$103,834.76
2017	52	8151	6289218	Precinct No. 1 - Water/Sewer Improvements (City of La Villa) (2017)	03J	LMA	\$2,000.00
2017	52	8151	6315286	Precinct No. 1 - Water/Sewer Improvements (City of La Villa) (2017)	03J	LMA	\$500.00
2017	52	8151	6369977	Precinct No. 1 - Water/Sewer Improvements (City of La Villa) (2017)	03J	LMA	\$61,685.00
2018	4	6236	6286817	City of Alamo - 2017-2018 Water and Sewer Project	03J	LMA	\$61,790.63

2018	4	8236	6304211	City of Alamo - 2017-2018 Water and Sewer Project	03J	LMA	\$11,599.66
2018	4	8236	6315286	City of Alamo - 2017-2018 Water and Sewer Project	03J	LMA	\$39,362.14
2018	25	8284	6365899	La Vía Water/Sewer Imp. (Liftstation)	03J	LMA	\$14,617.50
2018	25	8284	6368977	La Vía Water/Sewer Imp. (Liftstation)	03J	LMA	\$2,519.70
					03J	Matrix Code 03J	\$788,578.45
2013	37	7433	6281386	Painew Street Imp. (South La Homa Road)	03K	LMA	\$83,505.17
2015	28	8160	6281386	La Joya St Imp. (Hawana Subd.)	03K	LMA	\$124,939.58
2015	28	8160	6291644	La Joya St Imp. (Hawana Subd.)	03K	LMA	\$3,101.45
2015	28	8160	6332324	La Joya St Imp. (Hawana Subd.)	03K	LMA	\$18,865.74
2015	28	8160	6341959	La Joya St Imp. (Hawana Subd.)	03K	LMA	(\$55,230.79)
2017	5	8155	6302146	Denna Street Imp. (2017 South Ave.)	03K	LMA	\$25,264.75
2017	18	8153	6357741	La Joya Street Imp.2017 1st -5th Garza & King	03K	LMA	\$20,977.04
2017	18	8153	6362425	La Joya Street Imp.2017 1st -5th Garza & King	03K	LMA	\$777.60
2017	18	8153	6360977	La Joya Street Imp.2017 1st -5th Garza & King	03K	LMA	\$777.60
2017	34	8161	6281386	Pentec Street Improvements- Tam Gill Road	03K	LMA	\$46,456.70
2017	34	8161	6290172	Pentec Street Improvements- Tam Gill Road	03K	LMA	\$1,410.00
2017	34	8161	6344047	Pentec Street Improvements- Tam Gill Road	03K	LMA	\$592.50
2017	51	8250	6286817	Precont No. 1 - Street Improvements	03K	LMA	\$7,167.61
2017	51	8250	6288218	Precont No. 1 - Street Improvements	03K	LMA	\$53,853.30
2017	51	8250	6317774	Precont No. 1 - Street Improvements	03K	LMA	\$7,187.60
2017	84	8263	6281386	Rd. #3 Amended Street Imp. 2015-2017	03K	LMA	\$47,135.49
2017	84	8263	6282325	Rd. #3 Amended Street Imp. 2015-2017	03K	LMA	\$21,544.17
2017	84	8263	6286817	Rd. #3 Amended Street Imp. 2015-2017	03K	LMA	\$51,010.07
2017	84	8263	6288218	Rd. #3 Amended Street Imp. 2015-2017	03K	LMA	\$15,558.45
2017	84	8263	6293824	Rd. #3 Amended Street Imp. 2015-2017	03K	LMA	\$8,621.83
2017	84	8263	6290172	Rd. #3 Amended Street Imp. 2015-2017	03K	LMA	\$4,401.77
2017	84	8263	6302146	Rd. #3 Amended Street Imp. 2015-2017	03K	LMA	\$26,309.68
2017	84	8263	6306777	Rd. #3 Amended Street Imp. 2015-2017	03K	LMA	\$3,566.78
2017	84	8263	6306720	Rd. #3 Amended Street Imp. 2015-2017	03K	LMA	\$28,820.59
2017	97	8374	6365963	Rd #1 ST Imp Amended Curve and 2 Lows	03K	LMA	\$121,115.12
2017	117	8266	6293824	Alamo-Street Improvements-(Regency Acres & Highview)	03K	LMA	\$79,016.96
2018	10	8394	6375974	Esa 2018 Street Improvements Project	03K	LMA	\$13,217.50
2018	10	8394	6377523	Esa 2018 Street Improvements Project	03K	LMA	\$1,679.60
2018	41	8249	6284396	Progreso - Street Improvements	03K	LMA	\$24,617.50
2018	41	8249	6286817	Progreso - Street Improvements	03K	LMA	\$1,556.30
2018	41	8249	6306477	Progreso - Street Improvements	03K	LMA	\$114,675.96
2018	41	8249	6324013	Progreso - Street Improvements	03K	LMA	\$61,844.49
2018	41	8249	6339510	Progreso - Street Improvements	03K	LMA	\$9,172.50
2018	44	8280	6284396	San Juan 2018 Street Improvements	03K	LMA	\$25,330.00
2018	44	8280	6286817	San Juan 2018 Street Improvements	03K	LMA	\$777.60

5 of 20

2018	44	8280	6293824	San Juan 2018 Street Improvements	03K	LMA	\$7,012.30
2018	44	8280	6324013	San Juan 2018 Street Improvements	03K	LMA	\$60,817.74
2018	44	8280	6334465	San Juan 2018 Street Improvements	03K	LMA	\$138,735.15
2018	44	8280	6339510	San Juan 2018 Street Improvements	03K	LMA	\$34,395.53
2018	44	8280	6344047	San Juan 2018 Street Improvements	03K	LMA	\$4,443.75
2018	44	8280	6348510	San Juan 2018 Street Improvements	03K	LMA	\$27,726.08
2018	54	8251	6281366	Precinct No. 3 - Street Improvements (2018)	03K	LMA	\$8,661.29
2018	54	8251	6298172	Precinct No. 3 - Street Improvements (2018)	03K	LMA	\$8,449.42
2018	54	8251	6299889	Precinct No. 3 - Street Improvements (2018)	03K	LMA	\$20,143.71
2018	54	8251	6306477	Precinct No. 3 - Street Improvements (2018)	03K	LMA	\$9,662.11
2018	54	8251	6317779	Precinct No. 3 - Street Improvements (2018)	03K	LMA	\$3,345.93
2018	54	8251	6362425	Precinct No. 3 - Street Improvements (2018)	03K	LMA	\$70,829.84
2018	54	8378	6348518	Precinct #1 Amended Street Improvements	03K	LMA	\$1,261.00
2018	54	8378	6357741	Precinct #1 Amended Street Improvements	03K	LMA	\$129,242.61
2018	54	8378	6362425	Precinct #1 Amended Street Improvements	03K	LMA	\$19,012.11
2018	91	8267	6298172	Precinct No. 4 Street Imp. (Benito Ramirez & Los Veteranos)	03K	LMA	\$1,890.45
2018	91	8267	6324013	Precinct No. 4 Street Imp. (Benito Ramirez & Los Veteranos)	03K	LMA	\$166,866.26
2018	91	8267	6326881	Precinct No. 4 Street Imp. (Benito Ramirez & Los Veteranos)	03K	LMA	\$5,031.49
2018	91	8267	6327328	Precinct No. 4 Street Imp. (Benito Ramirez & Los Veteranos)	03K	LMA	\$14,255.48
2018	91	8267	6329888	Precinct No. 4 Street Imp. (Benito Ramirez & Los Veteranos)	03K	LMA	\$45,963.77
2018	91	8393	6365903	Precinct No. 4 Sub Amend Streets 2016 /17/18	03K	LMA	\$8,598.78
2018	91	8393	6374200	Precinct No. 4 Sub Amend Streets 2016 /17/18	03K	LMA	\$105,607.72
2018	91	8393	6379034	Precinct No. 4 Sub Amend Streets 2016 /17/18	03K	LMA	\$61,779.85
2018	91	8393	6382916	Precinct No. 4 Sub Amend Streets 2016 /17/18	03K	LMA	\$40,049.08
2019	6	8384	6357741	Edcouch 2017-2019 Street Imp.	03K	LMA	\$40,324.50
2019	28	8311	6362425	2019 Mercedes Street Improvements	03K	LMA	\$141,694.00
2019	36	8369	6362413	2019 Palmview St Imp(Greenland Sub-MultiYear)	03K	LMA	\$35,625.00
2019	36	8369	6369974	2019 Palmview St Imp(Greenland Sub-MultiYear)	03K	LMA	\$1,555.20
2019	51	8379	6348518	2019 Precinct #1 Street Improvements	03K	LMA	\$1,261.00
2019	51	8379	6357741	2019 Precinct #1 Street Improvements	03K	LMA	\$157,177.48
2019	51	8379	6365903	2019 Precinct #1 Street Improvements	03K	LMA	\$45,458.44
2019	51	8379	6369977	2019 Precinct #1 Street Improvements	03K	LMA	\$29,541.89
2019	80	8390	6365903	Pct. #3 2019 Street Improvements	03K	LMA	\$40,497.91
2019	80	8390	6379034	Pct. #3 2019 Street Improvements	03K	LMA	\$45,660.76
2019	80	8390	6382916	Pct. #3 2019 Street Improvements	03K	LMA	\$35,689.07
2019	91	8404	6387151	Pct. #4 2019 Street Improvements	03K	LMA	\$18,030.59
					03K	Matrix Code 03K	\$2,622,553.42
2018	30	8253	6339510	Mercedes - Fire Stations/Equipment (2018)	03O	LMA	\$20,000.00
					03O	Matrix Code 03O	\$20,000.00
2018	16	8285	6286817	GRANTING OTHER PUBLIC FACILITIES 2018	01Z	LMA	\$2,522.00

4 of 20

2018	16	8285	6365899	GRANDERO-OTHER PUBLIC FACILITIES 2018	03Z	IMA	\$65,915.25
2018	16	8285	6369577	GRANDERO-OTHER PUBLIC FACILITIES 2018	03Z	IMA	\$1,555.20
							\$69,997.45
2019	10	8369	6334465	Amigos Del Valle -City of Elsa	05A	LMC	\$1,014.75
2019	10	8369	6339510	Amigos Del Valle -City of Elsa	05A	LMC	\$841.50
2019	10	8369	6348510	Amigos Del Valle -City of Elsa	05A	LMC	\$831.60
2019	10	8369	6365899	Amigos Del Valle -City of Elsa	05A	LMC	\$1,732.50
2019	10	8369	6374200	Amigos Del Valle -City of Elsa	05A	LMC	\$579.65
2019	19	8295	6312786	2019 La Joya Senior Services	05A	LMC	\$3,560.96
2019	19	8295	6315286	2019 La Joya Senior Services	05A	LMC	\$1,439.02
2019	25	8370	6334465	Amigos Del Valle -City of La Villa	05A	LMC	\$111.85
2019	25	8370	6339510	Amigos Del Valle -City of La Villa	05A	LMC	\$94.05
2019	25	8370	6348510	Amigos Del Valle -City of La Villa	05A	LMC	\$94.05
2019	25	8370	6365899	Amigos Del Valle -City of La Villa	05A	LMC	\$207.90
2019	25	8370	6374200	Amigos Del Valle -City of La Villa	05A	LMC	\$108.90
2019	25	8370	6382916	Amigos Del Valle -City of La Villa	05A	LMC	\$133.95
2019	25	8370	6387151	Amigos Del Valle -City of La Villa	05A	LMC	\$99.00
2019	32	8371	6334465	Amigos Del Valle -City of Mercedes	05A	LMC	\$1,593.90
2019	32	8371	6339510	Amigos Del Valle -City of Mercedes	05A	LMC	\$1,296.50
2019	32	8371	6348518	Amigos Del Valle -City of Mercedes	05A	LMC	\$1,316.70
2019	32	8371	6365899	Amigos Del Valle -City of Mercedes	05A	LMC	\$2,871.50
2019	32	8371	6374200	Amigos Del Valle -City of Mercedes	05A	LMC	\$1,371.15
2019	32	8371	6382916	Amigos Del Valle -City of Mercedes	05A	LMC	\$1,217.40
2019	32	8371	6387151	Amigos Del Valle -City of Mercedes	05A	LMC	\$352.45
2019	43	8372	6334465	Amigos Del Valle -City of San Juan	05A	LMC	\$1,217.70
2019	43	8372	6339510	Amigos Del Valle -City of San Juan	05A	LMC	\$1,009.80
2019	43	8372	6348518	Amigos Del Valle -City of San Juan	05A	LMC	\$851.30
2019	43	8372	6365899	Amigos Del Valle -City of San Juan	05A	LMC	\$1,930.50
2019	43	8372	6374200	Amigos Del Valle -City of San Juan	05A	LMC	\$945.45
2019	43	8372	6382916	Amigos Del Valle -City of San Juan	05A	LMC	\$935.55
2019	43	8372	6387151	Amigos Del Valle -City of San Juan	05A	LMC	\$599.70
2019	49	8373	6334465	Amigos Del Valle -City of Westaco	05A	LMC	\$905.85
2019	49	8373	6339510	Amigos Del Valle -City of Westaco	05A	LMC	\$742.50
2019	49	8373	6348518	Amigos Del Valle -City of Westaco	05A	LMC	\$722.70
2019	49	8373	6365899	Amigos Del Valle -City of Westaco	05A	LMC	\$1,663.20
2019	49	8373	6374200	Amigos Del Valle -City of Westaco	05A	LMC	\$831.60
2019	49	8373	6382916	Amigos Del Valle -City of Westaco	05A	LMC	\$134.15
2019	62	8365	6334465	Amigos Del Valle PCT. 1	05A	LMC	\$910.80
2019	62	8365	6339510	Amigos Del Valle PCT. 1	05A	LMC	\$1,149.40
2019	62	8365	6348510	Amigos Del Valle PCT. 1	05A	LMC	\$717.75

9 of 20

2019	62	8365	6365899	Amigos Del Valle PCT. 1	05A	LMC	\$1,458.35	
2019	62	8365	6374200	Amigos Del Valle PCT. 1	05A	LMC	\$727.65	
2019	62	8365	6382916	Amigos Del Valle PCT. 1	05A	LMC	\$15.05	
2019	62	8365	6339510	Amigos Del Valle PCT. 2	05A	LMC	\$1,366.20	
2019	62	8366	6348510	Amigos Del Valle PCT. 2	05A	LMC	\$846.45	
2019	62	8366	6365899	Amigos Del Valle PCT. 2	05A	LMC	\$2,371.85	
2019	62	8366	6374200	Amigos Del Valle PCT. 2	05A	LMC	\$1,232.55	
2019	62	8366	6382916	Amigos Del Valle PCT. 2	05A	LMC	\$1,113.75	
2019	62	8366	6387151	Amigos Del Valle PCT. 2	05A	LMC	\$1,070.00	
2019	86	8367	6334465	Amigos Del Valle PCT. 3	05A	LMC	\$1,826.55	
2019	86	8367	6339510	Amigos Del Valle PCT. 3	05A	LMC	\$1,415.20	
2019	86	8367	6348510	Amigos Del Valle PCT. 3	05A	LMC	\$1,381.05	
2019	86	8367	6365899	Amigos Del Valle PCT. 3	05A	LMC	\$3,440.25	
2019	86	8367	6374200	Amigos Del Valle PCT. 3	05A	LMC	\$1,925.55	
2019	86	8367	6382916	Amigos Del Valle PCT. 3	05A	LMC	\$1,950.30	
2019	86	8367	6387151	Amigos Del Valle PCT. 3	05A	LMC	\$60.60	
2019	95	8368	6339510	Amigos Del Valle PCT. 4	05A	LMC	\$2,004.25	
2019	95	8368	6348510	Amigos Del Valle PCT. 4	05A	LMC	\$960.30	
2019	96	8368	6365899	Amigos Del Valle PCT. 4	05A	LMC	\$2,108.20	
2019	96	8368	6374200	Amigos Del Valle PCT. 4	05A	LMC	\$1,351.35	
2019	96	8368	6382916	Amigos Del Valle PCT. 4	05A	LMC	\$1,316.20	
2019	96	8368	6387151	Amigos Del Valle PCT. 4	05A	LMC	\$1,258.20	
							05A Matrix Code 05A	\$67,321.70
2019	54	8331	6339510	C.A.M.P. University PCT. 1	05B	LMC	\$1,450.11	
2019	54	8331	6348510	C.A.M.P. University PCT. 1	05B	LMC	\$802.53	
2019	54	8331	6352985	C.A.M.P. University PCT. 1	05B	LMC	\$811.57	
2019	54	8331	6375974	C.A.M.P. University PCT. 1	05B	LMC	\$538.25	
2019	68	8332	6352985	C.A.M.P. University PCT. 2	05B	LMC	\$1,144.06	
2019	84	8333	6362425	C.A.M.P. University PCT. 3	05B	LMC	\$1,683.26	
2019	101	8334	6348510	C.A.M.P. University PCT. 4	05B	LMC	\$668.12	
2019	101	8334	6352985	C.A.M.P. University PCT. 4	05B	LMC	\$1,037.92	
2019	101	8334	6387151	C.A.M.P. University PCT. 4	05B	LMC	\$1,191.28	
							05B Matrix Code 05B	\$8,917.60
2019	12	8351	6389050	IRGVDC Valley Metro City of Bsa	05E	LMA	\$10,000.00	
2019	24	8352	6389050	IRGVDC Valley Metro City of La Vile	05E	LMA	\$10,000.00	
2019	57	8347	6365899	IRGVDC Valley Metro PCT. 1	05E	LMA	\$10,984.67	
2019	57	8347	6389050	IRGVDC Valley Metro PCT. 1	05E	LMA	\$4,015.33	
2019	71	8346	6365899	IRGVDC Valley Metro PCT. 2	05E	LMA	\$651.44	
2019	71	8346	6375974	IRGVDC Valley Metro PCT. 2	05E	LMA	\$12,186.03	
2019	71	8346	6389050	IRGVDC Valley Metro PCT. 2	05E	LMA	\$2,162.53	

2019	87	8349	6375974	LRGVDC Valley Metro PCT. 3	05E	LMA	\$11,540.52	
2019	87	8349	6389050	LRGVDC Valley Metro PCT. 3	05E	LMA	\$13,159.48	
2019	94	8350	6365899	LRGVDC Valley Metro PCT. 4	05E	LMA	\$10,000.00	
							05E Matrix Code 05E	\$85,000.00
2019	58	8343	6334465	Mujeres Unidas/Women Together PCT. 1	05G	LMC	\$5,077.62	
2019	58	8343	6341017	Mujeres Unidas/Women Together PCT. 1	05G	LMC	\$2,140.56	
2019	58	8343	6357741	Mujeres Unidas/Women Together PCT. 1	05G	LMC	\$416.22	
2019	72	8344	6334465	Mujeres Unidas/Women Together PCT. 2	05G	LMC	\$902.00	
2019	72	8344	6341017	Mujeres Unidas/Women Together PCT. 2	05G	LMC	\$2,231.40	
2019	72	8344	6357741	Mujeres Unidas/Women Together PCT. 2	05G	LMC	\$1,710.12	
2019	72	8344	6365899	Mujeres Unidas/Women Together PCT. 2	05G	LMC	\$2,001.28	
2019	72	8344	6374200	Mujeres Unidas/Women Together PCT. 2	05G	LMC	\$867.54	
2019	72	8344	6380990	Mujeres Unidas/Women Together PCT. 2	05G	LMC	\$5,164.23	
2019	83	8345	6357744	Mujeres Unidas/Women Together PCT. 3	05G	LMC	\$1,235.52	
2019	83	8345	6365899	Mujeres Unidas/Women Together PCT. 3	05G	LMC	\$720.72	
2019	83	8345	6374200	Mujeres Unidas/Women Together PCT. 3	05G	LMC	\$303.00	
2019	83	8345	6380990	Mujeres Unidas/Women Together PCT. 3	05G	LMC	\$1,856.88	
2019	83	8345	6387151	Mujeres Unidas/Women Together PCT. 3	05G	LMC	\$5,886.86	
2019	95	8346	6334465	Mujeres Unidas/Women Together PCT. 4	05G	LMC	\$5,121.00	
2019	95	8346	6341017	Mujeres Unidas/Women Together PCT. 4	05G	LMC	\$1,679.00	
							05G Matrix Code 05G	\$43,510.97
2019	11	8361	6352985	Nuestra Clinica del Valle City of Usa	05M	LMC	\$940.11	
2019	11	8361	6362125	Nuestra Clinica del Valle City of Usa	05M	LMC	\$1,293.00	
2019	11	8361	6365899	Nuestra Clinica del Valle City of Usa	05M	LMC	\$1,297.46	
2019	11	8361	6375974	Nuestra Clinica del Valle City of Usa	05M	LMC	\$1,291.98	
2019	11	8361	6379034	Nuestra Clinica del Valle City of Usa	05M	LMC	\$25.00	
2019	11	8361	6387151	Nuestra Clinica del Valle City of Usa	05M	LMC	\$152.45	
2019	26	8362	6352985	Nuestra Clinica del Valle City of La Villa	05M	LMC	\$563.00	
2019	26	8362	6362125	Nuestra Clinica del Valle City of La Villa	05M	LMC	\$300.00	
2019	26	8362	6365899	Nuestra Clinica del Valle City of La Villa	05M	LMC	\$953.00	
2019	26	8362	6375974	Nuestra Clinica del Valle City of La Villa	05M	LMC	\$1,155.07	
2019	26	8362	6379034	Nuestra Clinica del Valle City of La Villa	05M	LMC	\$522.10	
2019	26	8362	6387151	Nuestra Clinica del Valle City of La Villa	05M	LMC	\$1,005.34	
2019	34	8363	6352985	Nuestra Clinica del Valle City of Mercedes	05M	LMC	\$3,826.32	
2019	34	8363	6362125	Nuestra Clinica del Valle City of Mercedes	05M	LMC	\$3,786.56	
2019	34	8363	6365899	Nuestra Clinica del Valle City of Mercedes	05M	LMC	\$2,495.11	
2019	34	8363	6375974	Nuestra Clinica del Valle City of Mercedes	05M	LMC	\$3,188.83	
2019	34	8363	6379034	Nuestra Clinica del Valle City of Mercedes	05M	LMC	\$1,182.28	
2019	34	8363	6387151	Nuestra Clinica del Valle City of Mercedes	05M	LMC	\$520.90	
2019	41	8364	6352985	Nuestra Clinica del Valle City of San Juan	05M	LMC	\$985.00	

2019	44	8364	6362425	Nuestra Clinica del Valle City of San Juan	05M	LMC	\$1,534.57
2019	44	8364	6365899	Nuestra Clinica del Valle City of San Juan	05M	LMC	\$1,425.98
2019	44	8364	6375974	Nuestra Clinica del Valle City of San Juan	05M	LMC	\$815.11
2019	44	8364	6387151	Nuestra Clinica del Valle City of San Juan	05M	LMC	\$439.34
2019	56	8319	6375974	Easter Seals RGV PCT. 1	05M	LMC	\$2,505.00
2019	56	8319	6379034	Easter Seals RGV PCT. 1	05M	LMC	\$1,265.00
2019	56	8319	6389050	Easter Seals RGV PCT. 1	05M	LMC	\$230.00
2019	59	8358	6352985	Nuestra Clinica del Valle PCT. 1	05M	LMC	\$5,046.51
2019	59	8358	6357744	Nuestra Clinica del Valle PCT. 1	05M	LMC	\$2,387.95
2019	59	8358	6362425	Nuestra Clinica del Valle PCT. 1	05M	LMC	\$2,082.48
2019	59	8358	6375974	Nuestra Clinica del Valle PCT. 1	05M	LMC	\$483.06
2019	70	8329	6352985	El Milagro Clinic PCT. 2	05M	LMC	\$7,575.00
2019	70	8329	6369977	El Milagro Clinic PCT. 2	05M	LMC	\$1,015.00
2019	70	8329	6375974	El Milagro Clinic PCT. 2	05M	LMC	\$1,090.00
2019	70	8329	6382916	El Milagro Clinic PCT. 2	05M	LMC	\$375.00
2019	70	8329	6387151	El Milagro Clinic PCT. 2	05M	LMC	\$865.00
2019	73	8327	6369050	Hope Family Health Center PCT. 2	05M	LMC	\$19,806.98
2019	85	8328	6362916	Hope Family Health Center PCT. 2	05M	LMC	\$2,539.39
2019	85	8328	6384857	Hope Family Health Center PCT. 2	05M	LMC	\$7,906.66
2019	85	8328	6387151	Hope Family Health Center PCT. 3	05M	LMC	\$2,254.52
2019	85	8328	6389050	Hope Family Health Center PCT. 3	05M	LMC	\$1,034.37
2019	88	8359	6352985	Nuestra Clinica del Valle PCT. 3	05M	LMC	\$873.68
2019	88	8359	6357744	Nuestra Clinica del Valle PCT. 3	05M	LMC	\$6,251.24
2019	88	8359	6362425	Nuestra Clinica del Valle PCT. 3	05M	LMC	\$8,214.91
2019	88	8359	6365899	Nuestra Clinica del Valle PCT. 3	05M	LMC	\$9,513.19
2019	88	8359	6375974	Nuestra Clinica del Valle PCT. 3	05M	LMC	\$146.98
2019	97	8360	6357744	Nuestra Clinica del Valle PCT. 4	05M	LMC	\$7,487.67
2019	97	8360	6362425	Nuestra Clinica del Valle PCT. 4	05M	LMC	\$10,777.05
2019	97	8360	6369977	Nuestra Clinica del Valle PCT. 4	05M	LMC	\$1,845.80
2019	97	8360	6375974	Nuestra Clinica del Valle PCT. 4	05M	LMC	\$619.00
2019	97	8360	6379034	Nuestra Clinica del Valle PCT. 4	05M	LMC	\$883.00
2019	97	8360	6387151	Nuestra Clinica del Valle PCT. 4	05M	LMC	\$2,443.90
2019	100	8330	6352985	El Milagro Clinic PCT. 4	05M	LMC	\$3,485.00
2019	100	8330	6369977	El Milagro Clinic PCT. 4	05M	LMC	\$535.00
2019	100	8330	6375974	El Milagro Clinic PCT. 4	05M	LMC	\$595.00
2019	100	8330	6382916	El Milagro Clinic PCT. 4	05M	LMC	\$170.00
2019	100	8330	6387151	El Milagro Clinic PCT. 4	05M	LMC	\$215.00
				05M Matrix Code 05M			\$141,987.85
2019	33	8357	6339510	Chickie's Advocacy Center City of Mercedes	05N	LMC	\$106.20
2019	33	8357	6344047	Chickie's Advocacy Center City of Mercedes	05N	LMC	\$47.74

B-14-20

2019	33	8357	6348510	Children's Advocacy Center City of Mercedes	05N	LMC	\$446.72
2019	33	8357	6357744	Children's Advocacy Center City of Mercedes	05N	LMC	\$774.21
2019	31	8357	6369877	Children's Advocacy Center City of Mercedes	05N	LMC	\$526.11
2019	33	8357	6387151	Children's Advocacy Center City of Mercedes	05N	LMC	\$299.20
2019	60	8353	6339510	Children's Advocacy Center PCT. 1	05N	LMC	\$2,332.97
2019	60	8353	6348510	Children's Advocacy Center PCT. 1	05N	LMC	\$7,657.03
2019	63	8335	6348510	CASA of Hidalgo County PCT. 1	05N	LMC	\$3,603.50
2019	63	8335	6369977	CASA of Hidalgo County PCT. 1	05N	LMC	\$1,396.50
2019	74	8336	6348510	CASA of Hidalgo County PCT. 2	05N	LMC	\$1,167.90
2019	74	8336	6369977	CASA of Hidalgo County PCT. 2	05N	LMC	\$1,957.58
2019	74	8336	6377623	CASA of Hidalgo County PCT. 2	05N	LMC	\$806.54
2019	74	8336	6379034	CASA of Hidalgo County PCT. 2	05N	LMC	\$416.90
2019	74	8336	6380990	CASA of Hidalgo County PCT. 2	05N	LMC	\$2,076.82
2019	74	8336	6382916	CASA of Hidalgo County PCT. 2	05N	LMC	\$633.01
2019	74	8336	6387151	CASA of Hidalgo County PCT. 2	05N	LMC	\$937.25
2019	75	8154	6339510	Children's Advocacy Center PCT. 2	05N	LMC	\$1,226.95
2019	75	8154	6344047	Children's Advocacy Center PCT. 2	05N	LMC	\$1,956.94
2019	75	8154	6348510	Children's Advocacy Center PCT. 2	05N	LMC	\$6,718.70
2019	75	8154	6357744	Children's Advocacy Center PCT. 2	05N	LMC	\$5,097.41
2019	81	8337	6348510	CASA of Hidalgo County PCT. 3	05N	LMC	\$1,823.73
2019	81	8337	6369977	CASA of Hidalgo County PCT. 3	05N	LMC	\$4,140.85
2019	81	8337	6377623	CASA of Hidalgo County PCT. 3	05N	LMC	\$6,098.38
2019	81	8337	6379034	CASA of Hidalgo County PCT. 3	05N	LMC	\$1,638.63
2019	81	8337	6380990	CASA of Hidalgo County PCT. 3	05N	LMC	\$7,183.19
2019	81	8337	6382916	CASA of Hidalgo County PCT. 3	05N	LMC	\$4,000.76
2019	81	8337	6387151	CASA of Hidalgo County PCT. 3	05N	LMC	\$114.46
2019	82	8355	6339510	Children's Advocacy Center PCT. 3	05N	LMC	\$2,739.32
2019	82	8355	6344047	Children's Advocacy Center PCT. 3	05N	LMC	\$5,455.29
2019	82	8355	6348510	Children's Advocacy Center PCT. 3	05N	LMC	\$3,918.18
2019	82	8355	6352985	Children's Advocacy Center PCT. 3	05N	LMC	\$3,859.18
2019	82	8355	6357744	Children's Advocacy Center PCT. 3	05N	LMC	\$2,874.70
2019	82	8355	6365899	Children's Advocacy Center PCT. 3	05N	LMC	\$3,488.28
2019	82	8355	6369977	Children's Advocacy Center PCT. 3	05N	LMC	\$1,570.31
2019	82	8355	6387151	Children's Advocacy Center PCT. 3	05N	LMC	\$1,094.74
2019	92	8356	6339510	Children's Advocacy Center PCT. 4	05N	LMC	\$894.93
2019	92	8356	6344047	Children's Advocacy Center PCT. 4	05N	LMC	\$2,859.78
2019	92	8356	6348510	Children's Advocacy Center PCT. 4	05N	LMC	\$1,152.30
2019	92	8356	6352985	Children's Advocacy Center PCT. 4	05N	LMC	\$1,323.73
2019	92	8356	6357744	Children's Advocacy Center PCT. 4	05N	LMC	\$4,112.83
2019	92	8356	6365899	Children's Advocacy Center PCT. 4	05N	LMC	\$2,035.28

9-21-20

2019	92	8356	6360977	Children's Advocacy Center PCT. 4	05N	LMC	\$2,621.15
2019	93	8338	6348510	CASA of Hidalgo County PCT. 4	05N	LMC	\$1,188.55
2019	93	8338	6309977	CASA of Hidalgo County PCT. 4	05N	LMC	\$942.55
2019	93	8338	6377623	CASA of Hidalgo County PCT. 4	05N	LMC	\$1,064.77
2019	93	8338	6379034	CASA of Hidalgo County PCT. 4	05N	LMC	\$352.86
2019	93	8338	6380990	CASA of Hidalgo County PCT. 4	05N	LMC	\$1,936.66
2019	93	8338	6382916	CASA of Hidalgo County PCT. 4	05N	LMC	\$1,392.32
2019	93	8338	6387151	CASA of Hidalgo County PCT. 4	05N	LMC	\$3,122.27
							\$115,200.18
2019	9	8341	6348510	RGV Food Bank City of Elba	05W	LMC	\$2,424.48
2019	9	8341	6362425	RGV Food Bank City of Elba	05W	LMC	\$334.40
2019	9	8341	6375974	RGV Food Bank City of Elba	05W	LMC	\$1,308.20
2019	9	8341	6379034	RGV Food Bank City of Elba	05W	LMC	\$3,532.58
2019	9	8341	6389050	RGV Food Bank City of Elba	05W	LMC	\$2,343.27
2019	23	8342	6348510	RGV Food Bank City of La Villa	05W	LMC	\$1,505.10
2019	23	8342	6352985	RGV Food Bank City of La Villa	05W	LMC	\$2,182.87
2019	23	8342	6362425	RGV Food Bank City of La Villa	05W	LMC	\$114.00
2019	23	8342	6369977	RGV Food Bank City of La Villa	05W	LMC	\$2,661.10
2019	23	8342	6375974	RGV Food Bank City of La Villa	05W	LMC	\$3,619.75
2019	23	8342	6379034	RGV Food Bank City of La Villa	05W	LMC	\$7,044.89
2019	23	8342	6389050	RGV Food Bank City of La Villa	05W	LMC	\$7,306.64
2019	55	8321	6334465	Open Hands Community Charitable Services PCT. 1	05W	LMC	\$8,317.67
2019	55	8321	6348510	Open Hands Community Charitable Services PCT. 1	05W	LMC	\$1,682.33
2019	61	8339	6348510	RGV Food Bank PCT.1	05W	LMC	\$2,303.94
2019	61	8339	6369977	RGV Food Bank PCT.1	05W	LMC	\$183.12
2019	61	8339	6375974	RGV Food Bank PCT.1	05W	LMC	\$920.50
2019	61	8339	6379034	RGV Food Bank PCT.1	05W	LMC	\$502.44
2019	98	8340	6348510	RGV Food Bank PCT.4	05W	LMC	\$636.40
2019	98	8340	6362425	RGV Food Bank PCT.4	05W	LMC	\$7,637.98
2019	98	8340	6369977	RGV Food Bank PCT.4	05W	LMC	\$2,344.58
2019	98	8340	6375974	RGV Food Bank PCT.4	05W	LMC	\$3,728.46
2019	98	8340	6379034	RGV Food Bank PCT.4	05W	LMC	\$5,652.58
							\$58,368.68
2019	67	8320	6339510	Boys and Girls Club for North San Juan Youth Center PCT. 2	05Z	LMC	\$37,954.11
2019	67	8320	6348510	Boys and Girls Club for North San Juan Youth Center PCT. 2	05Z	LMC	\$5,406.54
2019	67	8320	6365899	Boys and Girls Club for North San Juan Youth Center PCT. 2	05Z	LMC	\$12,898.08
2019	67	8320	6374208	Boys and Girls Club for North San Juan Youth Center PCT. 2	05Z	LMC	\$7,117.49
2019	67	8320	6380990	Boys and Girls Club for North San Juan Youth Center PCT. 2	05Z	LMC	\$6,403.54
2019	67	8320	6387151	Boys and Girls Club for North San Juan Youth Center PCT. 2	05Z	LMC	\$5,031.13
2019	67	8320	6389050	Boys and Girls Club for North San Juan Youth Center PCT. 2	05Z	LMC	\$5,889.94

10 of 20

2019	77	8325	6352985	The RGV Literacy Center PCT. 2	05Z	LMC	\$7,750.62	
2019	77	8325	6380990	The RGV Literacy Center PCT. 2	05Z	LMC	\$1,990.61	
2019	77	8325	6387151	The RGV Literacy Center PCT. 2	05Z	LMC	\$1,065.13	
2019	77	8325	6389050	The RGV Literacy Center PCT. 2	05Z	LMC	\$3,109.16	
2019	78	8322	6344047	Creative Art Studio PCT. 2	05Z	LMC	\$5,720.00	
2019	78	8322	6352985	Creative Art Studio PCT. 2	05Z	LMC	\$6,200.00	
2019	78	8322	6362425	Creative Art Studio PCT. 2	05Z	LMC	\$3,100.00	
2019	78	8322	6369977	Creative Art Studio PCT. 2	05Z	LMC	\$7,900.00	
2019	78	8322	6367151	Creative Art Studio PCT. 2	05Z	LMC	\$2,080.00	
2019	99	8323	6389050	Boys & Girls Club of Edinburg PCT. 4	05Z	LMC	\$16,761.56	
2019	108	8324	6348510	Westco B&G Cub PCT. 1	05Z	LMC	\$16,963.33	
2019	108	8324	6352985	Westco B&G Cub PCT. 1	05Z	LMC	\$4,126.65	
2019	108	8324	6365899	Westco B&G Cub PCT. 1	05Z	LMC	\$6,120.34	
2019	108	8324	6380990	Westco B&G Cub PCT. 1	05Z	LMC	\$4,402.19	
2019	108	8324	6387151	Westco B&G Cub PCT. 1	05Z	LMC	\$5,082.49	
							05Z Matrix Code 05Z	\$171,350.91
Total								\$5,233,103.78

LINE 27 DETAIL: ACTIVITIES INCLUDED IN THE COMPUTATION OF LINE 27

Plan Year	IDIS Project	IDIS Activity	Voucher Number	Activity Name	Matrix Code	National Objective	Drawn Amount
2019	10	8369	6334465	Amigos Del Valle -City of Elva	05A	LMC	\$1,014.75
2019	10	8369	6339510	Amigos Del Valle -City of Elva	05A	LMC	\$641.50
2019	10	8369	6348510	Amigos Del Valle -City of Elva	05A	LMC	\$631.60
2019	10	8369	6365899	Amigos Del Valle -City of Elva	05A	LMC	\$1,732.50
2019	10	8369	6374200	Amigos Del Valle -City of Elva	05A	LMC	\$579.65
2019	19	8295	6312786	2019 La Joya Senior Services	05A	LMC	\$3,569.98
2019	19	8295	6315286	2019 La Joya Senior Services	05A	LMC	\$1,439.02
2019	25	8370	6334465	Amigos Del Valle -City of La Villa	05A	LMC	\$113.86
2019	25	8370	6339510	Amigos Del Valle -City of La Villa	05A	LMC	\$94.06
2019	25	8370	6348510	Amigos Del Valle -City of La Villa	05A	LMC	\$94.06
2019	25	8370	6365899	Amigos Del Valle -City of La Villa	05A	LMC	\$207.90
2019	25	8370	6374200	Amigos Del Valle -City of La Villa	05A	LMC	\$108.90
2019	25	8370	6382916	Amigos Del Valle -City of La Villa	05A	LMC	\$103.95
2019	25	8370	6387151	Amigos Del Valle -City of La Villa	05A	LMC	\$99.00
2019	32	8371	6334465	Amigos Del Valle -City of Mercedes	05A	LMC	\$1,593.90
2019	32	8371	6339510	Amigos Del Valle -City of Mercedes	05A	LMC	\$1,299.90
2019	32	8371	6348510	Amigos Del Valle -City of Mercedes	05A	LMC	\$1,316.70
2019	32	8371	6365899	Amigos Del Valle -City of Mercedes	05A	LMC	\$2,821.50
2019	32	8371	6374200	Amigos Del Valle -City of Mercedes	05A	LMC	\$1,371.15

2019	32	8371	6382916	Amigos De Valle -City of Mercedes	05A	LMC	\$1,247.40
2019	32	8371	6387151	Amigos De Valle -City of Mercedes	05A	LMC	\$362.46
2019	43	8372	6334465	Amigos De Valle -City of San Juan	05A	LMC	\$1,217.70
2019	43	8372	6339510	Amigos De Valle -City of San Juan	05A	LMC	\$1,009.80
2019	43	8372	6348518	Amigos De Valle -City of San Juan	05A	LMC	\$881.30
2019	43	8372	6365899	Amigos De Valle -City of San Juan	05A	LMC	\$1,930.50
2019	43	8372	6374200	Amigos De Valle -City of San Juan	05A	LMC	\$945.45
2019	43	8372	6382916	Amigos De Valle -City of San Juan	05A	LMC	\$935.55
2019	43	8372	6387151	Amigos De Valle -City of San Juan	05A	LMC	\$589.70
2019	49	8373	6334465	Amigos De Valle -City of Westaco	05A	LMC	\$805.86
2019	49	8373	6339510	Amigos De Valle -City of Westaco	05A	LMC	\$742.50
2019	49	8373	6348518	Amigos De Valle -City of Westaco	05A	LMC	\$727.70
2019	49	8373	6365899	Amigos De Valle -City of Westaco	05A	LMC	\$1,083.20
2019	49	8373	6374200	Amigos De Valle -City of Westaco	05A	LMC	\$831.80
2019	49	8373	6382916	Amigos De Valle -City of Westaco	05A	LMC	\$134.15
2019	62	8365	6334465	Amigos De Valle PCT. 1	05A	LMC	\$910.80
2019	62	8365	6339510	Amigos De Valle PCT. 1	05A	LMC	\$1,148.40
2019	62	8365	6348510	Amigos De Valle PCT. 1	05A	LMC	\$717.75
2019	62	8365	6365899	Amigos De Valle PCT. 1	05A	LMC	\$1,450.35
2019	62	8365	6374200	Amigos De Valle PCT. 1	05A	LMC	\$727.65
2019	62	8365	6382916	Amigos De Valle PCT. 1	05A	LMC	\$45.05
2019	62	8366	6339510	Amigos De Valle PCT. 2	05A	LMC	\$1,365.20
2019	62	8366	6348510	Amigos De Valle PCT. 2	05A	LMC	\$846.45
2019	62	8366	6365899	Amigos De Valle PCT. 2	05A	LMC	\$2,371.05
2019	62	8366	6374200	Amigos De Valle PCT. 2	05A	LMC	\$1,232.55
2019	62	8366	6382916	Amigos De Valle PCT. 2	05A	LMC	\$1,113.70
2019	62	8366	6387151	Amigos De Valle PCT. 2	05A	LMC	\$1,070.00
2019	85	8367	6334465	Amigos De Valle PCT. 3	05A	LMC	\$1,828.55
2019	85	8367	6339510	Amigos De Valle PCT. 3	05A	LMC	\$1,415.70
2019	85	8367	6348510	Amigos De Valle PCT. 3	05A	LMC	\$1,381.05
2019	85	8367	6365899	Amigos De Valle PCT. 3	05A	LMC	\$3,440.25
2019	85	8367	6374200	Amigos De Valle PCT. 3	05A	LMC	\$1,825.56
2019	85	8367	6382916	Amigos De Valle PCT. 3	05A	LMC	\$1,560.30
2019	85	8367	6387151	Amigos De Valle PCT. 3	05A	LMC	\$82.80
2019	95	8368	6339510	Amigos De Valle PCT. 4	05A	LMC	\$2,004.75
2019	95	8368	6348510	Amigos De Valle PCT. 4	05A	LMC	\$680.30
2019	95	8368	6365899	Amigos De Valle PCT. 4	05A	LMC	\$2,109.70
2019	95	8368	6374200	Amigos De Valle PCT. 4	05A	LMC	\$1,361.35
2019	95	8368	6382916	Amigos De Valle PCT. 4	05A	LMC	\$1,316.70
2019	95	8368	6387151	Amigos De Valle PCT. 4	05A	LMC	\$1,268.20

2019	54	8331	6339510	C.A.M.P. University PCT. 1	05A	Matrix Code 05A	\$67,321.70	
2019	54	8331	6348510	C.A.M.P. University PCT. 1	05B	LMC	\$1,450.11	
2019	54	8331	6352985	C.A.M.P. University PCT. 1	05B	LMC	\$802.53	
2019	54	8331	6375974	C.A.M.P. University PCT. 1	05D	LMC	\$811.57	
2019	54	8331	6375974	C.A.M.P. University PCT. 1	05D	LMC	\$538.25	
2019	60	8332	6352985	C.A.M.P. University PCT. 2	05B	LMC	\$1,144.08	
2019	84	8333	6362425	C.A.M.P. University PCT. 3	05B	LMC	\$1,083.78	
2019	101	8334	6348510	C.A.M.P. University PCT. 4	05B	LMC	\$858.12	
2019	101	8334	6352985	C.A.M.P. University PCT. 4	05B	LMC	\$1,037.92	
2019	101	8334	6387151	C.A.M.P. University PCT. 4	05D	LMC	\$1,191.28	
							05B Matrix Code 05B	\$8,917.60
2019	12	8351	6369050	LRGVDC Valley Metro City of Else	05E	LMA	\$10,000.00	
2019	24	8352	6369050	LRGVDC Valley Metro City of La Villa	05E	LMA	\$10,000.00	
2019	57	8347	6365899	LRGVDC Valley Metro PCT. 1	05E	LMA	\$10,984.67	
2019	57	8347	6389050	LRGVDC Valley Metro PCT. 1	05E	LMA	\$4,015.33	
2019	71	8348	6365899	LRGVDC Valley Metro PCT. 2	05E	LMA	\$651.44	
2019	71	8348	6375974	LRGVDC Valley Metro PCT. 2	05E	LMA	\$12,185.53	
2019	71	8348	6389050	LRGVDC Valley Metro PCT. 2	05E	LMA	\$2,182.53	
2019	87	8349	6375974	LRGVDC Valley Metro PCT. 3	05E	LMA	\$11,540.52	
2019	87	8349	6389050	LRGVDC Valley Metro PCT. 3	05E	LMA	\$13,459.48	
2019	94	8350	6365899	LRGVDC Valley Metro PCT. 4	05E	LMA	\$10,000.00	
							05E Matrix Code 05E	\$85,000.00
2019	58	8343	6334465	Mujeres Unidas/Women Together PCT. 1	05G	LMC	\$5,077.62	
2019	58	8343	6344017	Mujeres Unidas/Women Together PCT. 1	05G	LMC	\$2,140.56	
2019	58	8343	6357744	Mujeres Unidas/Women Together PCT. 1	05G	LMC	\$416.22	
2019	72	8344	6334465	Mujeres Unidas/Women Together PCT. 2	05G	LMC	\$902.00	
2019	72	8344	6344017	Mujeres Unidas/Women Together PCT. 2	05G	LMC	\$2,291.40	
2019	72	8344	6357744	Mujeres Unidas/Women Together PCT. 2	05G	LMC	\$1,710.12	
2019	72	8344	6365899	Mujeres Unidas/Women Together PCT. 2	05G	LMC	\$2,001.28	
2019	72	8344	6374200	Mujeres Unidas/Women Together PCT. 2	05G	LMC	\$957.54	
2019	72	8344	6380990	Mujeres Unidas/Women Together PCT. 2	05G	LMC	\$5,154.23	
2019	83	8345	6357744	Mujeres Unidas/Women Together PCT. 3	05G	LMC	\$1,235.52	
2019	83	8345	6365899	Mujeres Unidas/Women Together PCT. 3	05G	LMC	\$720.72	
2019	83	8345	6374200	Mujeres Unidas/Women Together PCT. 3	05G	LMC	\$303.00	
2019	83	8345	6380990	Mujeres Unidas/Women Together PCT. 3	05G	LMC	\$4,956.88	
2019	83	8345	6387151	Mujeres Unidas/Women Together PCT. 3	05G	LMC	\$5,083.88	
2019	95	8346	6334465	Mujeres Unidas/Women Together PCT. 4	05G	LMC	\$5,321.00	
2019	95	8346	6344017	Mujeres Unidas/Women Together PCT. 4	05G	LMC	\$4,579.00	
							05G Matrix Code 05G	\$43,510.97
2019	11	8361	6352985	Nuestra Clinica del Valle City of Else	05M	LMC	\$840.11	

2019	11	8361	6362425	Nuestra Clinica del Valle City of Eba	05M	LMC	\$1,233.00
2019	11	8361	6365899	Nuestra Clinica del Valle City of Eba	05M	LMC	\$1,297.46
2019	11	8361	6375974	Nuestra Clinica del Valle City of Eba	05M	LMC	\$1,281.68
2019	11	8361	6379034	Nuestra Clinica del Valle City of Eba	05M	LMC	\$25.00
2019	11	8361	6387151	Nuestra Clinica del Valle City of Eba	05M	LMC	\$152.45
2019	26	8362	6352985	Nuestra Clinica del Valle City of La Villa	05M	LMC	\$555.00
2019	26	8362	6362425	Nuestra Clinica del Valle City of La Villa	05M	LMC	\$380.00
2019	26	8362	6365899	Nuestra Clinica del Valle City of La Villa	05M	LMC	\$853.00
2019	26	8362	6375974	Nuestra Clinica del Valle City of La Villa	05M	LMC	\$1,193.67
2019	26	8362	6379034	Nuestra Clinica del Valle City of La Villa	05M	LMC	\$522.10
2019	26	8362	6387151	Nuestra Clinica del Valle City of La Villa	05M	LMC	\$1,005.34
2019	34	8363	6352985	Nuestra Clinica del Valle City of Mercedes	05M	LMC	\$3,820.32
2019	34	8363	6362425	Nuestra Clinica del Valle City of Mercedes	05M	LMC	\$2,786.66
2019	34	8363	6365899	Nuestra Clinica del Valle City of Mercedes	05M	LMC	\$2,485.11
2019	34	8363	6375974	Nuestra Clinica del Valle City of Mercedes	05M	LMC	\$3,168.63
2019	34	8363	6379034	Nuestra Clinica del Valle City of Mercedes	05M	LMC	\$1,182.28
2019	34	8363	6387151	Nuestra Clinica del Valle City of Mercedes	05M	LMC	\$520.90
2019	44	8364	6352985	Nuestra Clinica del Valle City of San Juan	05M	LMC	\$685.00
2019	44	8364	6362425	Nuestra Clinica del Valle City of San Juan	05M	LMC	\$1,534.57
2019	44	8364	6365899	Nuestra Clinica del Valle City of San Juan	05M	LMC	\$1,425.98
2019	44	8364	6375974	Nuestra Clinica del Valle City of San Juan	05M	LMC	\$515.11
2019	44	8364	6387151	Nuestra Clinica del Valle City of San Juan	05M	LMC	\$438.34
2019	56	8319	6375974	Easter Seals RGV PCT. 1	05M	LMC	\$2,505.00
2019	56	8319	6379034	Easter Seals RGV PCT. 1	05M	LMC	\$1,268.00
2019	56	8319	6389050	Easter Seals RGV PCT. 1	05M	LMC	\$230.00
2019	59	8358	6352985	Nuestra Clinica del Valle PCT. 1	05M	LMC	\$5,048.51
2019	59	8358	6357744	Nuestra Clinica del Valle PCT. 1	05M	LMC	\$2,307.96
2019	59	8358	6362425	Nuestra Clinica del Valle PCT. 1	05M	LMC	\$2,082.46
2019	59	8358	6375974	Nuestra Clinica del Valle PCT. 1	05M	LMC	\$483.06
2019	70	8329	6352985	El Milagro Clinic PCT. 2	05M	LMC	\$7,575.00
2019	70	8329	6369977	El Milagro Clinic PCT. 2	05M	LMC	\$1,015.00
2019	70	8329	6375974	El Milagro Clinic PCT. 2	05M	LMC	\$1,090.00
2019	70	8329	6382916	El Milagro Clinic PCT. 2	05M	LMC	\$375.00
2019	70	8329	6387151	El Milagro Clinic PCT. 2	05M	LMC	\$865.00
2019	73	8327	6389050	Hope Family Health Center PCT. 2	05M	LMC	\$19,808.88
2019	85	8328	6382916	Hope Family Health Center PCT. 3	05M	LMC	\$2,539.39
2019	85	8328	6384857	Hope Family Health Center PCT. 3	05M	LMC	\$7,806.86
2019	85	8328	6387151	Hope Family Health Center PCT. 3	05M	LMC	\$2,254.52
2019	85	8328	6389050	Hope Family Health Center PCT. 3	05M	LMC	\$1,004.37
2019	88	8359	6352985	Nuestra Clinica del Valle PCT. 3	05M	LMC	\$873.00

2019	88	8359	6357744	Nuestra Clinica del Valle PCT. 3	05M	LMC	\$8,251.24
2019	88	8359	6362425	Nuestra Clinica del Valle PCT. 3	05M	LMC	\$8,214.91
2019	88	8359	6365899	Nuestra Clinica del Valle PCT. 3	05M	LMC	\$9,613.19
2019	88	8359	6375974	Nuestra Clinica del Valle PCT. 3	05M	LMC	\$146.88
2019	97	8360	6357744	Nuestra Clinica del Valle PCT. 4	05M	LMC	\$7,487.67
2019	97	8360	6362425	Nuestra Clinica del Valle PCT. 4	05M	LMC	\$10,777.05
2019	97	8360	6369077	Nuestra Clinica del Valle PCT. 4	05M	LMC	\$1,816.80
2019	97	8360	6375974	Nuestra Clinica del Valle PCT. 4	05M	LMC	\$619.00
2019	97	8360	6379034	Nuestra Clinica del Valle PCT. 4	05M	LMC	\$883.00
2019	97	8360	6387151	Nuestra Clinica del Valle PCT. 4	05M	LMC	\$2,443.90
2019	100	8330	6362965	El Milagro Clinic PCT. 4	05M	LMC	\$3,486.00
2019	100	8330	6369977	El Milagro Clinic PCT. 4	05M	LMC	\$936.00
2019	100	8330	6375974	El Milagro Clinic PCT. 4	05M	LMC	\$196.00
2019	100	8330	6382916	El Milagro Clinic PCT. 4	05M	LMC	\$170.00
2019	100	8330	6387151	El Milagro Clinic PCT. 4	05M	LMC	\$215.00
							\$141,887.85
2019	33	8357	6339510	Children's Advocacy Center City of Mercedes	05N	LMC	\$108.20
2019	33	8357	6344047	Children's Advocacy Center City of Mercedes	05N	LMC	\$47.74
2019	33	8357	6348510	Children's Advocacy Center City of Mercedes	05N	LMC	\$448.72
2019	33	8357	6357744	Children's Advocacy Center City of Mercedes	05N	LMC	\$774.21
2019	33	8357	6369077	Children's Advocacy Center City of Mercedes	05N	LMC	\$526.11
2019	33	8357	6387151	Children's Advocacy Center City of Mercedes	05N	LMC	\$295.20
2019	60	8353	6339510	Children's Advocacy Center PCT. 1	05N	LMC	\$2,332.97
2019	60	8353	6348510	Children's Advocacy Center PCT. 1	05N	LMC	\$7,667.93
2019	63	8335	6348510	CASA of Hidalgo County PCT. 1	05N	LMC	\$3,603.50
2019	63	8335	6369977	CASA of Hidalgo County PCT. 1	05N	LMC	\$1,386.50
2019	74	8336	6348510	CASA of Hidalgo County PCT. 2	05N	LMC	\$1,167.90
2019	74	8336	6369977	CASA of Hidalgo County PCT. 2	05N	LMC	\$1,987.58
2019	74	8336	6377623	CASA of Hidalgo County PCT. 2	05N	LMC	\$606.84
2019	74	8336	6379034	CASA of Hidalgo County PCT. 2	05N	LMC	\$416.90
2019	74	8336	6380990	CASA of Hidalgo County PCT. 2	05N	LMC	\$2,076.82
2019	74	8336	6382916	CASA of Hidalgo County PCT. 2	05N	LMC	\$633.01
2019	74	8336	6387151	CASA of Hidalgo County PCT. 2	05N	LMC	\$937.25
2019	75	8354	6339510	Children's Advocacy Center PCT. 2	05N	LMC	\$1,226.95
2019	75	8354	6344047	Children's Advocacy Center PCT. 2	05N	LMC	\$1,966.94
2019	75	8354	6348510	Children's Advocacy Center PCT. 2	05N	LMC	\$8,718.70
2019	75	8354	6357744	Children's Advocacy Center PCT. 2	05N	LMC	\$5,097.41
2019	81	8337	6348510	CASA of Hidalgo County PCT. 3	05N	LMC	\$1,823.73
2019	81	8337	6369977	CASA of Hidalgo County PCT. 3	05N	LMC	\$4,140.85
2019	81	8337	6377623	CASA of Hidalgo County PCT. 3	05N	LMC	\$6,098.38

2019	81	8337	6379034	CASA of Hidalgo County PCT. 3	05N	LMC	\$1,638.63
2019	81	8337	6380990	CASA of Hidalgo County PCT. 3	05N	LMC	\$7,183.19
2019	81	8337	6382916	CASA of Hidalgo County PCT. 3	05N	LMC	\$4,002.76
2019	81	8337	6387151	CASA of Hidalgo County PCT. 3	05N	LMC	\$114.46
2019	82	8355	6339510	Children's Advocacy Center PCT. 3	05N	LMC	\$2,739.32
2019	82	8355	6344047	Children's Advocacy Center PCT. 3	05N	LMC	\$5,455.29
2019	82	8355	6348510	Children's Advocacy Center PCT. 3	05N	LMC	\$3,916.18
2019	82	8355	6352985	Children's Advocacy Center PCT. 3	05N	LMC	\$3,659.18
2019	82	8355	6357744	Children's Advocacy Center PCT. 3	05N	LMC	\$2,874.70
2019	82	8355	6355899	Children's Advocacy Center PCT. 3	05N	LMC	\$3,488.28
2019	82	8355	6365177	Children's Advocacy Center PCT. 3	05N	LMC	\$1,670.31
2019	82	8355	6387151	Children's Advocacy Center PCT. 3	05N	LMC	\$1,084.74
2019	92	8356	6339510	Children's Advocacy Center PCT. 4	05N	LMC	\$884.93
2019	92	8356	6344047	Children's Advocacy Center PCT. 4	05N	LMC	\$2,850.78
2019	92	8356	6348510	Children's Advocacy Center PCT. 4	05N	LMC	\$1,152.30
2019	92	8356	6352985	Children's Advocacy Center PCT. 4	05N	LMC	\$1,323.73
2019	92	8356	6357744	Children's Advocacy Center PCT. 4	05N	LMC	\$4,112.83
2019	92	8356	6365899	Children's Advocacy Center PCT. 4	05N	LMC	\$2,035.28
2019	92	8356	6369977	Children's Advocacy Center PCT. 4	05N	LMC	\$2,621.15
2019	93	8338	6348510	CASA of Hidalgo County PCT. 4	05N	LMC	\$1,188.55
2019	93	8338	6369977	CASA of Hidalgo County PCT. 4	05N	LMC	\$942.55
2019	93	8338	6377623	CASA of Hidalgo County PCT. 4	05N	LMC	\$1,284.77
2019	93	8338	6379034	CASA of Hidalgo County PCT. 4	05N	LMC	\$352.88
2019	93	8338	6380990	CASA of Hidalgo County PCT. 4	05N	LMC	\$1,898.66
2019	93	8338	6382916	CASA of Hidalgo County PCT. 4	05N	LMC	\$1,392.32
2019	93	8338	6387151	CASA of Hidalgo County PCT. 4	05N	LMC	\$3,122.27
							\$115,200.18
2019	9	8341	6348510	RGV Food Bank City of El Paso	05W	LMC	\$2,424.46
2019	9	8341	6357475	RGV Food Bank City of El Paso	05W	LMC	\$334.40
2019	9	8341	6375974	RGV Food Bank City of El Paso	05W	LMC	\$1,309.20
2019	9	8341	6379034	RGV Food Bank City of El Paso	05W	LMC	\$3,532.58
2019	9	8341	6389050	RGV Food Bank City of El Paso	05W	LMC	\$2,343.27
2019	23	8342	6348510	RGV Food Bank City of La Villa	05W	LMC	\$1,565.10
2019	23	8342	6352985	RGV Food Bank City of La Villa	05W	LMC	\$2,182.67
2019	23	8342	6362425	RGV Food Bank City of La Villa	05W	LMC	\$114.00
2019	23	8342	6369977	RGV Food Bank City of La Villa	05W	LMC	\$2,881.10
2019	23	8342	6375974	RGV Food Bank City of La Villa	05W	LMC	\$3,619.75
2019	23	8342	6379034	RGV Food Bank City of La Villa	05W	LMC	\$2,044.89
2019	23	8342	6380990	RGV Food Bank City of La Villa	05W	LMC	\$2,368.04
2019	55	8321	6394465	Open Hands Community Charitable Services PCT. 1	05W	LMC	\$8,317.67

2019	55	8321	6348510	Open Horis Community Charitable Services PCT. 1	05W	LMC	\$1,582.33	
2019	61	8339	6348510	RGV Food Bank PCT.1	05W	LMC	\$2,303.91	
2019	61	8339	6360977	RGV Food Bank PCT.1	05W	LMC	\$183.12	
2019	61	8339	6375974	RGV Food Bank PCT.1	05W	LMC	\$820.50	
2019	61	8339	6379034	RGV Food Bank PCT.1	05W	LMC	\$507.44	
2019	98	8340	6348510	RGV Food Bank PCT.4	05W	LMC	\$636.40	
2019	98	8340	6362425	RGV Food Bank PCT.4	05W	LMC	\$7,637.98	
2019	98	8340	6369977	RGV Food Bank PCT.4	05W	LMC	\$2,344.58	
2019	98	8340	6375974	RGV Food Bank PCT.4	05W	LMC	\$3,728.46	
2019	98	8340	6379034	RGV Food Bank PCT.4	05W	LMC	\$5,852.58	
							05W Matrix Code 05W	\$58,368.68
2019	67	8320	6339510	Boys and Girls Club for North San Juan Youth Center PCT. 2	05Z	LMC	\$37,954.11	
2019	67	8320	6348510	Boys and Girls Club for North San Juan Youth Center PCT. 2	05Z	LMC	\$5,406.64	
2019	67	8320	6365899	Boys and Girls Club for North San Juan Youth Center PCT. 2	05Z	LMC	\$12,898.08	
2019	67	8320	6374280	Boys and Girls Club for North San Juan Youth Center PCT. 2	05Z	LMC	\$7,117.49	
2019	67	8320	6380990	Boys and Girls Club for North San Juan Youth Center PCT. 2	05Z	LMC	\$8,403.54	
2019	67	8320	6387151	Boys and Girls Club for North San Juan Youth Center PCT. 2	05Z	LMC	\$5,031.13	
2019	67	8320	6389050	Boys and Girls Club for North San Juan Youth Center PCT. 2	05Z	LMC	\$5,869.94	
2019	77	8325	6352985	The RGV Literacy Center PCT. 2	05Z	LMC	\$2,750.62	
2019	77	8325	6380990	The RGV Literacy Center PCT. 2	05Z	LMC	\$1,890.61	
2019	77	8325	6387151	The RGV Literacy Center PCT. 2	05Z	LMC	\$1,268.13	
2019	77	8325	6389050	The RGV Literacy Center PCT. 2	05Z	LMC	\$3,108.16	
2019	78	8322	6314047	Creative Art Studio PCT. 2	05Z	LMC	\$6,720.00	
2019	78	8322	6352985	Creative Art Studio PCT. 2	05Z	LMC	\$6,200.00	
2019	78	8322	6362425	Creative Art Studio PCT. 2	05Z	LMC	\$3,400.00	
2019	78	8322	6369977	Creative Art Studio PCT. 2	05Z	LMC	\$7,500.00	
2019	78	8322	6387151	Creative Art Studio PCT. 2	05Z	LMC	\$2,080.00	
2019	99	8323	6389050	Boys & Girls Club of El Estero PCT. 4	05Z	LMC	\$16,781.56	
2019	108	8324	6348510	Westaco B&G Club PCT. 1	05Z	LMC	\$16,963.33	
2019	108	8324	6352995	Westaco B&G Club PCT. 1	05Z	LMC	\$4,426.65	
2019	108	8324	6365899	Westaco B&G Club PCT. 1	05Z	LMC	\$8,120.34	
2019	108	8324	6380990	Westaco B&G Club PCT. 1	05Z	LMC	\$4,407.19	
2019	108	8324	6387151	Westaco B&G Club PCT. 1	05Z	LMC	\$6,082.40	
							05Z Matrix Code 05Z	\$171,350.91
Total								\$691,657.89

17 of 20

LINE 37 DETAIL: ACTIVITIES INCLUDED IN THE COMPUTATION OF LINE 37

Plan Year	IDIS Project	IDIS Activity	Voucher Number	Activity Name	Matrix Code	National Objective	Drawn Amount
2018	104	8162	6261386	CDRG - GENERAL ADMINISTRATION	21A		\$2,293.51
2018	104	8162	6261389	CDRG - GENERAL ADMINISTRATION	21A		\$43,952.90
2018	104	8162	6262325	CDRG - GENERAL ADMINISTRATION	21A		\$750.37
2018	104	8162	6264396	CDRG - GENERAL ADMINISTRATION	21A		\$5,248.23
2018	104	8162	6264402	CDRG - GENERAL ADMINISTRATION	21A		\$43,530.71
2018	104	8162	6266817	CDRG - GENERAL ADMINISTRATION	21A		\$7,593.34
2018	104	8162	6289218	CDRG - GENERAL ADMINISTRATION	21A		\$83.32
2018	104	8162	6289222	CDRG - GENERAL ADMINISTRATION	21A		\$48,371.80
2018	104	8162	6291644	CDRG - GENERAL ADMINISTRATION	21A		\$027.81
2018	104	8162	6293824	CDRG - GENERAL ADMINISTRATION	21A		\$16,285.70
2018	104	8162	6293828	CDRG - GENERAL ADMINISTRATION	21A		\$47,560.15
2018	104	8162	6295781	CDRG - GENERAL ADMINISTRATION	21A		\$1,463.75
2018	104	8162	6298172	CDRG - GENERAL ADMINISTRATION	21A		\$193.60
2018	104	8162	6298179	CDRG - GENERAL ADMINISTRATION	21A		\$46,295.27
2018	104	8162	6299689	CDRG - GENERAL ADMINISTRATION	21A		\$456.00
2018	104	8162	6302146	CDRG - GENERAL ADMINISTRATION	21A		\$656.16
2018	104	8162	6304211	CDRG - GENERAL ADMINISTRATION	21A		\$13,342.98
2018	104	8162	6304216	CDRG - GENERAL ADMINISTRATION	21A		\$40,720.57
2018	104	8162	6306477	CDRG - GENERAL ADMINISTRATION	21A		\$900.42
2018	104	8162	6306485	CDRG - GENERAL ADMINISTRATION	21A		\$46,882.52
2018	104	8162	6306720	CDRG - GENERAL ADMINISTRATION	21A		\$7,755.02
2018	104	8162	6311117	CDRG - GENERAL ADMINISTRATION	21A		\$50,738.56
2018	104	8162	6312786	CDRG - GENERAL ADMINISTRATION	21A		\$1,018.88
2018	104	8162	6315286	CDRG - GENERAL ADMINISTRATION	21A		\$11,470.85
2018	104	8162	6315290	CDRG - GENERAL ADMINISTRATION	21A		\$46,937.14
2018	104	8162	6317774	CDRG - GENERAL ADMINISTRATION	21A		\$413.13
2018	104	8162	6320307	CDRG - GENERAL ADMINISTRATION	21A		\$2,924.38
2018	104	8162	6324013	CDRG - GENERAL ADMINISTRATION	21A		\$2,287.06
2018	104	8162	6326084	CDRG - GENERAL ADMINISTRATION	21A		\$6,892.21
2019	4	8302	6312786	2019 Edouard General Administration	21A		\$142.50
2019	4	8302	6324013	2019 Edouard General Administration	21A		\$228.03
2019	7	8306	6312786	2019 Eea General Administration	21A		\$142.50
2019	7	8306	6324013	2019 Eea General Administration	21A		\$228.03
2019	13	8301	6312786	2019 Grangeno General Administration	21A		\$180.50
2019	13	8301	6344047	2019 Grangeno General Administration	21A		\$270.81
2019	15	8308	6312786	2019 Hidalgo General Administration	21A		\$427.50
2019	15	8308	6344047	2019 Hidalgo General Administration	21A		\$1,182.31

2019	17	8304	6312786	2019 La Joya General Administration	21A	\$180.50
2019	17	8304	6324013	2019 La Joya General Administration	21A	\$270.62
2019	21	8307	6312786	2019 La Villa General Administration	21A	\$142.50
2019	21	8307	6324013	2019 La Villa General Administration	21A	\$228.03
2019	27	8300	6315286	2019 Mercedes General Administration	21A	\$142.50
2019	27	8300	6324013	2019 Mercedes General Administration	21A	\$278.03
2019	35	8303	6315286	2019 Palmview General Administration	21A	\$180.50
2019	35	8303	6324013	2019 Palmview General Administration	21A	\$270.61
2019	37	8309	6312786	2019 Pegasus General Administration	21A	\$180.50
2019	37	8309	6344047	2019 Pegasus General Administration	21A	\$270.60
2019	41	8313	6315286	2019 San Juan General Administration	21A	\$477.50
2019	41	8313	6324013	2019 San Juan General Administration	21A	\$687.84
2019	45	8305	6312786	2019 Sullivan City General Administration	21A	\$180.50
2019	45	8305	6324013	2019 Sullivan City General Administration	21A	\$270.62
2019	45	8305	6332324	2019 Sullivan City General Administration	21A	\$1,531.48
2019	47	8310	6312786	2019 Westco General Administration	21A	\$142.50
2019	47	8310	6344047	2019 Westco General Administration	21A	\$228.03
2019	50	8296	6312786	2019 PRECINCT #1 GENERAL ADMINISTRATION	21A	\$228.00
2019	50	8296	6324013	2019 PRECINCT #1 GENERAL ADMINISTRATION	21A	\$1,108.06
2019	50	8296	6332324	2019 PRECINCT #1 GENERAL ADMINISTRATION	21A	\$1,662.94
2019	65	8297	6312786	2019 Pct. #2 General Administration	21A	\$228.00
2019	65	8297	6324013	2019 Pct. #2 General Administration	21A	\$403.22
2019	79	8298	6312786	2019 Pct. #3 General Administration	21A	\$228.00
2019	79	8298	6324013	2019 Pct. #3 General Administration	21A	\$1,183.82
2019	79	8298	6344047	2019 Pct. #3 General Administration	21A	\$1,273.00
2019	79	8298	6352985	2019 Pct. #3 General Administration	21A	\$1,261.00
2019	90	8293	6312786	2019 Pct. #4 General Administration	21A	\$228.00
2019	90	8293	6324013	2019 Pct. #4 General Administration	21A	\$1,183.82
2019	90	8293	6344047	2019 Pct. #4 General Administration	21A	\$1,278.00
2019	90	8293	6352985	2019 Pct. #4 General Administration	21A	\$312.16
2019	103	8291	6320219	CDBG - GENERAL PROGRAM ADMINISTRATION	21A	\$17,234.43
2019	103	8291	6326081	CDBG - GENERAL PROGRAM ADMINISTRATION	21A	\$2,770.27
2019	103	8291	6326084	CDBG - GENERAL PROGRAM ADMINISTRATION	21A	\$39,803.56
2019	103	8291	6326087	CDBG - GENERAL PROGRAM ADMINISTRATION	21A	\$47,113.65
2019	103	8291	6327328	CDBG - GENERAL PROGRAM ADMINISTRATION	21A	\$6,607.90
2019	103	8291	6329888	CDBG - GENERAL PROGRAM ADMINISTRATION	21A	\$9,058.43
2019	103	8291	6332324	CDBG - GENERAL PROGRAM ADMINISTRATION	21A	\$191.43
2019	103	8291	6332335	CDBG - GENERAL PROGRAM ADMINISTRATION	21A	\$46,167.70
2019	103	8291	6334465	CDBG - GENERAL PROGRAM ADMINISTRATION	21A	\$1,012.36
2019	103	8251	6334475	CDBG - GENERAL PROGRAM ADMINISTRATION	21A	\$43,937.28

2019	103	8291	6339510	CDRG - GENERAL PROGRAM ADMINISTRATION	21A	5796.40
2019	103	8291	6339531	CDRG - GENERAL PROGRAM ADMINISTRATION	21A	\$44,324.50
2019	103	8291	6339569	CDRG - GENERAL PROGRAM ADMINISTRATION	21A	\$1,718.00
2019	103	8291	6344047	CDRG - GENERAL PROGRAM ADMINISTRATION	21A	\$3,330.58
2019	103	8291	6344065	CDRG - GENERAL PROGRAM ADMINISTRATION	21A	\$1,374.28
2019	103	8291	6348510	CDRG - GENERAL PROGRAM ADMINISTRATION	21A	\$274.78
2019	103	8291	6348522	CDRG - GENERAL PROGRAM ADMINISTRATION	21A	\$46,173.22
2019	103	8291	6352985	CDRG - GENERAL PROGRAM ADMINISTRATION	21A	\$2,557.41
2019	103	8291	6352987	CDRG - GENERAL PROGRAM ADMINISTRATION	21A	\$98.16
2019	103	8291	6352997	CDRG - GENERAL PROGRAM ADMINISTRATION	21A	\$37,260.41
2019	103	8291	6352998	CDRG - GENERAL PROGRAM ADMINISTRATION	21A	\$44,702.20
2019	103	8291	6357744	CDRG - GENERAL PROGRAM ADMINISTRATION	21A	\$1,485.75
2019	103	8291	6362425	CDRG - GENERAL PROGRAM ADMINISTRATION	21A	\$1,198.05
2019	103	8291	6362433	CDRG - GENERAL PROGRAM ADMINISTRATION	21A	\$45,497.83
2019	103	8291	6365899	CDRG - GENERAL PROGRAM ADMINISTRATION	21A	\$3,128.74
2019	103	8291	6365904	CDRG - GENERAL PROGRAM ADMINISTRATION	21A	\$61,801.15
2019	103	8291	6365908	CDRG - GENERAL PROGRAM ADMINISTRATION	21A	\$36,203.12
2019	103	8291	6365977	CDRG - GENERAL PROGRAM ADMINISTRATION	21A	\$12,138.11
2019	103	8291	6374200	CDRG - GENERAL PROGRAM ADMINISTRATION	21A	\$3,041.85
2019	103	8291	6374205	CDRG - GENERAL PROGRAM ADMINISTRATION	21A	\$42,659.82
2019	103	8291	6374206	CDRG - GENERAL PROGRAM ADMINISTRATION	21A	\$41,046.04
2019	103	8291	6375974	CDRG - GENERAL PROGRAM ADMINISTRATION	21A	\$616.89
2019	103	8291	6375981	CDRG - GENERAL PROGRAM ADMINISTRATION	21A	\$10,671.44
2019	103	8291	6377623	CDRG - GENERAL PROGRAM ADMINISTRATION	21A	\$11,740.76
2019	103	8291	6379034	CDRG - GENERAL PROGRAM ADMINISTRATION	21A	\$78.82
2019	103	8291	6380490	CDRG - GENERAL PROGRAM ADMINISTRATION	21A	\$433.55
2019	103	8291	6382916	CDRG - GENERAL PROGRAM ADMINISTRATION	21A	\$292.48
2019	103	8291	6382920	CDRG - GENERAL PROGRAM ADMINISTRATION	21A	\$11,913.05
2019	103	8291	6384857	CDRG - GENERAL PROGRAM ADMINISTRATION	21A	\$300.48
2019	103	8291	6384851	CDRG - GENERAL PROGRAM ADMINISTRATION	21A	\$41,297.44
2019	103	8291	6387151	CDRG - GENERAL PROGRAM ADMINISTRATION	21A	\$5,784.61
2019	103	8291	6387168	CDRG - GENERAL PROGRAM ADMINISTRATION	21A	\$43,919.39
2019	103	8291	6389050	CDRG - GENERAL PROGRAM ADMINISTRATION	21A	\$310.74
					21A Matrix Code 21A	\$1,368,387.80
Total						\$1,368,387.80

IDIS PR07

**Drawdown Report by Voucher
Number - Vouchers Submitted to
LOCCS**

CDBG PROGRAM

IDIS PR07

CDBG

All Draws

PR07 - Drawdown Report by Voucher Number - Vouchers Submitted to Loccs - CDBG
 FY 2019 (7/1/2019 thru 6/30/2020)

Voucher Number	Line Item	IDIS Project ID	IDIS Act ID	Voucher Created	Voucher Status	Status Date	LOCES Send Date	Grant Number	Grant Year	Fund Type	Program	PY	Drawn Amount
6281386	1	37	7433	7/1/2019	Completed	07/02/2019	7/1/2019	B14UC40501	EN	2014	EN	CDBG	\$12,705.00
6281386	2	37	7433	7/1/2019	Completed	07/02/2019	7/1/2019	B18UC40501	EN	2016	EN	CDBG	\$70,800.17
6281386	3	28	8180	7/1/2019	Completed	07/02/2019	7/1/2019	B14UC40501	EN	2014	EN	CDBG	\$2,735.54
6281386	4	28	8180	7/1/2019	Completed	07/02/2019	7/1/2019	B15UC40501	EN	2015	EN	CDBG	\$122,173.84
6281386	5	34	8181	7/1/2019	Completed	07/02/2019	7/1/2019	B17UC40501	EN	2017	EN	CDBG	\$26,434.66
6281386	6	34	8181	7/1/2019	Completed	07/02/2019	7/1/2019	B18UC40501	EN	2018	EN	CDBG	\$20,022.04
6281386	7	54	8253	7/1/2019	Completed	07/02/2019	7/1/2019	B17UC40501	EN	2017	EN	CDBG	\$47,135.49
6281386	8	54	8251	7/1/2019	Completed	07/02/2019	7/1/2019	B18UC40501	EN	2018	EN	CDBG	\$8,661.29
6281386	9	104	8182	7/1/2019	Completed	07/02/2019	7/1/2019	B18UC40501	EN	2018	EN	CDBG	\$2,296.51
6281386	1	104	8182	7/1/2019	Completed	07/02/2019	7/1/2019	B18UC40501	EN	2018	EN	CDBG	\$42,952.90
6281746	1	100	8186	7/1/2019	Completed	07/02/2019	7/1/2019	B18UC40501	EN	2018	EN	CDBG	\$17,561.49
6282325	1	54	8283	7/3/2019	Completed	07/04/2019	7/3/2019	B17UC40501	EN	2017	EN	CDBG	\$21,544.17
6282325	2	104	8182	7/3/2019	Completed	07/04/2019	7/3/2019	B18UC40501	EN	2018	EN	CDBG	\$750.37
6284396	1	48	8154	7/1/2019	Completed	07/12/2019	7/1/2019	B15UC40501	EN	2015	EN	CDBG	\$51,870.02
6284396	2	20	8006	7/1/2019	Completed	07/12/2019	7/1/2019	B18UC40501	EN	2016	EN	CDBG	\$74,295.00
6284396	3	20	8006	7/1/2019	Completed	07/12/2019	7/1/2019	B17UC40501	EN	2017	EN	CDBG	\$38,659.51
6284396	4	14	8152	7/1/2019	Completed	07/12/2019	7/1/2019	B17UC40501	EN	2017	EN	CDBG	\$1,178.39
6284396	5	41	8249	7/1/2019	Completed	07/12/2019	7/1/2019	B18UC40501	EN	2018	EN	CDBG	\$24,817.50
6284396	6	44	8280	7/1/2019	Completed	07/12/2019	7/1/2019	B18UC40501	EN	2018	EN	CDBG	\$25,330.00
6284396	7	104	8182	7/1/2019	Completed	07/12/2019	7/1/2019	B18UC40501	EN	2018	EN	CDBG	\$5,245.23
6284402	1	104	8182	7/1/2019	Completed	07/12/2019	7/1/2019	B18UC40501	EN	2018	EN	CDBG	\$43,530.71
6285817	1	48	8224	7/18/2019	Completed	07/19/2019	7/18/2019	B15UC40501	EN	2015	EN	CDBG	\$1,555.20
6285817	2	48	8224	7/18/2019	Completed	07/19/2019	7/18/2019	B18UC40501	EN	2016	EN	CDBG	\$3,948.70
6285817	3	48	8224	7/18/2019	Completed	07/19/2019	7/18/2019	B17UC40501	EN	2017	EN	CDBG	\$4,001.30
6285817	4	54	8253	7/18/2019	Completed	07/19/2019	7/18/2019	B15UC40501	EN	2015	EN	CDBG	\$16,086.42
6285817	5	54	8253	7/18/2019	Completed	07/19/2019	7/18/2019	B17UC40501	EN	2017	EN	CDBG	\$34,913.65
6285817	6	14	8152	7/18/2019	Completed	07/19/2019	7/18/2019	B17UC40501	EN	2017	EN	CDBG	\$134,913.63
6285817	7	41	8249	7/18/2019	Completed	07/19/2019	7/18/2019	B17UC40501	EN	2017	EN	CDBG	\$1,555.30
6285817	8	51	8250	7/18/2019	Completed	07/19/2019	7/18/2019	B17UC40501	EN	2017	EN	CDBG	\$7,467.61
6285817	9	4	8236	7/18/2019	Completed	07/19/2019	7/18/2019	B18UC40501	EN	2018	EN	CDBG	\$61,790.63
6285817	10	15	8285	7/18/2019	Completed	07/19/2019	7/18/2019	B18UC40501	EN	2018	EN	CDBG	\$2,522.00
6285817	11	44	8280	7/18/2019	Completed	07/19/2019	7/18/2019	B18UC40501	EN	2018	EN	CDBG	\$777.60
6289216	1	67	8182	7/25/2019	Completed	07/26/2019	7/25/2019	B18UC40501	EN	2018	EN	CDBG	\$7,593.34
6289216	1	45	8154	7/25/2019	Completed	07/26/2019	7/25/2019	B15UC40501	EN	2015	EN	CDBG	\$2,127.43
6289216	2	45	8154	7/25/2019	Completed	07/26/2019	7/25/2019	B17UC40501	EN	2017	EN	CDBG	\$8,874.53
6289216	3	54	8253	7/25/2019	Completed	07/26/2019	7/25/2019	B15UC40501	EN	2015	EN	CDBG	\$15,558.45
6289216	4	5	8150	7/25/2019	Completed	07/26/2019	7/25/2019	B17UC40501	EN	2017	EN	CDBG	\$4,444.00

FR07 - Drawdown Report by Voucher Number - Vouchers Submitted to Loans - CDBG
 FY 2019 (7/1/2019 thru 6/30/2020)

Voucher Number	Line Item	IDIS Project ID	IDIS Act ID	Voucher Created	Voucher Status	Status Date	LOCCS Send Date	Grant Number	Grant Year	Func Type	Program	FY	Drawn Amount
6285218	5	32	8149	7/25/2019	Completed	07/26/2019	7/25/2019	B17UC480501	EN	2017	EN	CDBG	\$126,620.94
6285218	6	52	8151	7/25/2019	Completed	07/26/2019	7/25/2019	B17UC480501	EN	2017	EN	CDBG	\$2,000.00
6285218	7	51	8250	7/25/2019	Completed	07/26/2019	7/25/2019	B17UC480501	EN	2017	EN	CDBG	\$53,853.30
6285218	8	104	8162	7/25/2019	Completed	07/26/2019	7/25/2019	B18UC480501	EN	2018	EN	CDBG	\$69.32
6285218	9	5	8238	7/25/2019	Completed	07/26/2019	7/25/2019	B18UC480501	EN	2018	EN	CDBG	\$3,184.00
6285222	1	104	8162	7/25/2019	Completed	07/26/2019	7/25/2019	B15UC480501	EN	2015	EN	CDBG	\$46,371.80
6291644	2	104	8162	8/1/2019	Completed	08/02/2019	8/1/2019	B18UC480501	EN	2018	EN	CDBG	\$927.81
6293824	1	117	8268	8/9/2019	Completed	08/13/2019	8/12/2019	B16UC480501	EN	2016	FN	CDBG	\$9,793.58
6293824	2	117	8268	8/9/2019	Completed	08/13/2019	8/12/2019	B17UC480501	EN	2017	EN	CDBG	\$69,223.28
6293824	3	84	8263	8/9/2019	Completed	08/13/2019	8/12/2019	B17UC480501	EN	2017	EN	CDBG	\$6,621.83
6293824	4	44	8280	8/9/2019	Completed	08/13/2019	8/12/2019	B18UC480501	EN	2018	EN	CDBG	\$7,012.30
6293824	5	104	8162	8/9/2019	Completed	08/13/2019	8/12/2019	B18UC480501	EN	2018	EN	CDBG	\$16,285.70
6298828	1	104	8162	8/15/2019	Completed	08/15/2019	8/15/2019	B17UC480501	EN	2018	EN	CDBG	\$7,596.48
6298828	2	104	8162	8/15/2019	Completed	08/15/2019	8/15/2019	B18UC480501	EN	2018	EN	CDBG	\$1,463.75
6298172	1	84	8263	8/22/2019	Completed	08/23/2019	8/22/2019	B17UC480501	EN	2017	EN	CDBG	\$4,401.77
6298172	2	34	8161	8/22/2019	Completed	08/23/2019	8/22/2019	B18UC480501	EN	2018	EN	CDBG	\$1,410.00
6298172	3	54	8261	8/22/2019	Completed	08/23/2019	8/22/2019	B18UC480501	EN	2018	EN	CDBG	\$8,449.42
6298172	4	91	8267	8/22/2019	Completed	08/23/2019	8/22/2019	B18UC480501	EN	2018	EN	CDBG	\$18,909.45
6298172	5	104	8162	8/22/2019	Completed	08/23/2019	8/22/2019	B18UC480501	EN	2018	EN	CDBG	\$193.90
6298665	1	104	8162	8/28/2019	Completed	08/29/2019	8/28/2019	B18UC480501	EN	2018	EN	CDBG	\$46,295.27
6298665	2	8	8160	8/28/2019	Completed	08/29/2019	8/24/2019	B17UC480501	EN	2017	EN	CDBG	(\$19,093.08)
6298665	3	54	8261	8/28/2019	Completed	08/29/2019	8/28/2019	B18UC480501	EN	2018	EN	CDBG	\$20,145.71
6298665	4	104	8162	8/28/2019	Completed	08/29/2019	8/28/2019	B18UC480501	EN	2018	EN	CDBG	\$456.00
6302146	1	14	8192	9/5/2019	Completed	09/07/2019	9/5/2019	B17UC480501	EN	2017	EN	CDBG	\$101,522.20
6302146	2	5	8155	9/5/2019	Completed	09/07/2019	9/5/2019	B18UC480501	EN	2018	EN	CDBG	\$25,254.75
6302146	3	104	8162	9/5/2019	Completed	09/07/2019	9/5/2019	B18UC480501	EN	2018	EN	CDBG	\$658.18
6302146	4	84	8253	9/5/2019	Completed	09/07/2019	9/5/2019	B18UC480501	EN	2018	EN	CDBG	\$2,775.88
6302146	5	84	8263	9/5/2019	Completed	09/07/2019	9/5/2019	B18UC480501	EN	2018	EN	CDBG	\$23,535.82
6304211	1	104	8162	9/12/2019	Completed	09/13/2019	9/12/2019	B18UC480501	EN	2018	EN	CDBG	\$13,342.38
6304211	2	4	8236	9/12/2019	Completed	09/13/2019	9/12/2019	B18UC480501	EN	2018	EN	CDBG	\$11,569.68
6304211	3	11	8255	9/12/2019	Completed	09/13/2019	9/12/2019	B18UC480501	EN	2018	EN	CDBG	\$50,000.00
6304216	1	104	8162	9/19/2019	Completed	09/20/2019	9/19/2019	B18UC480501	EN	2018	EN	CDBG	\$40,770.57
6305477	1	49	8154	9/19/2019	Completed	09/20/2019	9/19/2019	B17UC480501	EN	2017	EN	CDBG	\$47,146.75
6305477	2	104	8162	9/19/2019	Completed	09/20/2019	9/19/2019	B18UC480501	EN	2018	EN	CDBG	\$800.42
6305477	3	41	8249	9/19/2019	Completed	09/20/2019	9/19/2019	B17UC480501	EN	2017	EN	CDBG	\$34,846.56
6305477	4	41	8249	9/19/2019	Completed	09/20/2019	9/19/2019	B18UC480501	EN	2018	EN	CDBG	\$79,829.40

PR07 - Drawdown Report by Voucher Number - Voucher's Submitted to LOCS - CDABG
 FY 2019 (7/1/2019 thru 6/30/2020)

Voucher Number	Line Item	IDIS Project ID	IDIS Act ID	Voucher Created	Voucher Status	Status Date	LOCS Send Date	Grant Number	Grant Year	Fund Type	Program	PY	Drawn Amount
6306477	5	54	8251	9/19/2019	Completed	09/20/2019	9/19/2019	B18UC480501	2018	EN	CDBG		\$9,662.11
6306477	6	84	8263	9/19/2019	Completed	09/20/2019	9/19/2019	B18UC480501	2018	EN	CDUG		\$3,566.78
6306485	1	104	8162	9/19/2019	Completed	09/20/2019	9/19/2019	B18UC480501	2018	EN	CDBG		\$45,862.62
6308720	1	104	8162	9/28/2019	Completed	09/27/2019	9/26/2019	B18UC480501	2018	EN	CDBG		\$7,765.02
6308720	2	84	8263	9/28/2019	Completed	09/27/2019	9/26/2019	B18UC480501	2018	EN	CDBG		\$28,520.59
6311117	1	20	8006	10/3/2019	Completed	10/04/2019	10/3/2019	B18UC480501	2018	EN	CDBG		\$8,705.14
6311117	2	20	8006	10/3/2019	Completed	10/04/2019	10/3/2019	B18UC480501	2018	EN	CDBG		\$107,206.73
6311117	3	14	8152	10/3/2019	Completed	10/04/2019	10/3/2019	B17UC480501	2017	EN	CDBG		\$89,486.93
6311117	4	104	8162	10/3/2019	Completed	10/04/2019	10/3/2019	B18UC480501	2018	EN	CDBG		\$50,736.56
6312785	1	104	8162	10/9/2019	Completed	10/10/2019	10/9/2019	B18UC480501	2018	EN	CDBG		\$1,018.88
6312785	2	19	8295	10/9/2019	Completed	10/10/2019	10/9/2019	B19UC480501	2019	EN	CDBG		\$3,560.93
6312785	3	50	8296	10/9/2019	Completed	10/10/2019	10/9/2019	B19UC480501	2019	EN	CDBG		\$228.00
6312786	4	56	8287	10/9/2019	Completed	10/10/2019	10/9/2019	B19UC480501	2019	EN	CDRG		\$228.00
6312786	5	78	8285	10/9/2019	Completed	10/10/2019	10/9/2019	B19UC480501	2019	EN	CDBG		\$180.50
6312786	6	90	8299	10/9/2019	Completed	10/10/2019	10/9/2019	B19UC480501	2019	EN	CDBG		\$142.50
6312786	7	13	8301	10/9/2019	Completed	10/10/2019	10/9/2019	B19UC480501	2019	EN	CDBG		\$180.50
6312786	8	4	8302	10/9/2019	Completed	10/10/2019	10/9/2019	B19UC480501	2019	EN	CDBG		\$180.50
6312786	9	17	8304	10/9/2019	Completed	10/10/2019	10/9/2019	B19UC480501	2019	EN	CDBG		\$180.50
6312786	10	45	8305	10/9/2019	Completed	10/10/2019	10/9/2019	B19UC480501	2019	EN	CDBG		\$180.50
6312788	11	7	8306	10/9/2019	Completed	10/10/2019	10/9/2019	B19UC480501	2019	EN	CDBG		\$180.50
6312788	12	21	8307	10/9/2019	Completed	10/10/2019	10/9/2019	B19UC480501	2019	EN	CDBG		\$180.50
6312788	13	15	8308	10/9/2019	Completed	10/10/2019	10/9/2019	B19UC480501	2019	EN	CDBG		\$180.50
6312788	14	37	8309	10/9/2019	Completed	10/10/2019	10/9/2019	B19UC480501	2019	EN	CDBG		\$180.50
6312788	15	47	8310	10/9/2019	Completed	10/10/2019	10/9/2019	B19UC480501	2019	EN	CDBG		\$180.50
6315265	1	52	8151	10/17/2019	Completed	10/16/2019	10/17/2019	B17UC480501	2017	EN	CDBG		\$500.00
6315265	2	104	8162	10/17/2019	Completed	10/18/2019	10/17/2019	B18UC480501	2018	EN	CDBG		\$11,470.65
6315265	3	48	8224	10/17/2019	Completed	10/18/2019	10/17/2019	B18UC480501	2018	EN	CDBG		\$24,721.03
6315265	4	48	8224	10/17/2019	Completed	10/18/2019	10/17/2019	B17UC480501	2017	EN	CDBG		\$55,636.48
6315265	5	4	8236	10/17/2019	Completed	10/18/2019	10/17/2019	B18UC480501	2018	EN	CDBG		\$39,352.14
6315265	6	19	8295	10/17/2019	Completed	10/18/2019	10/17/2019	B18UC480501	2018	EN	CDBG		\$1,430.02
6315265	7	27	8300	10/17/2019	Completed	10/18/2019	10/17/2019	B18UC480501	2018	EN	CDBG		\$142.50
6315265	8	35	8303	10/17/2019	Completed	10/18/2019	10/17/2019	B18UC480501	2018	EN	CDBG		\$180.50
6315265	9	41	8313	10/17/2019	Completed	10/18/2019	10/17/2019	B18UC480501	2018	EN	CDBG		\$427.50
6315265	10	104	8162	10/17/2019	Completed	10/18/2019	10/17/2019	B18UC480501	2018	EN	CDBG		\$46,607.14
6317774	1	48	8154	10/24/2019	Completed	10/25/2019	10/24/2019	B17UC480501	2017	EN	CDBG		\$50,956.00
6317774	2	104	8162	10/24/2019	Completed	10/25/2019	10/24/2019	B18UC480501	2018	EN	CDBG		\$4,313.13
6317774	3	51	8250	10/24/2019	Completed	10/25/2019	10/24/2019	B17UC480501	2017	EN	CDBG		\$7,187.60
6317774	4	54	8251	10/24/2019	Completed	10/25/2019	10/24/2019	B18UC480501	2018	EN	CDBG		\$3,345.93

PR07 - Drawdown Report by Voucher Number - Voucher's Submitted to Lanza - CDSG
 FY 2019 (7/1/2019 thru 5/30/2020)

Voucher Number	Line Item	IDIS Project ID	IDIS Act ID	Voucher Created	Voucher Status	Status Date	LOCCS Send Date	Grant Number	Grant Year	Func Type	Program	FY	Drawn Amount
6324013	1	103	8261	11/1/2019	Completed	11/2/2019	11/2/2019	B19UC480501	2019	EN	CDBG		\$47,234.43
6324013	1	104	8162	11/1/2019	Completed	11/2/2019	11/2/2019	B19UC480501	2019	EN	CDBG		\$2,924.36
6324013	1	30	8036	11/15/2019	Completed	11/15/2019	11/15/2019	B19UC480501	2019	EN	CDBG		\$16,110.00
6324013	2	104	8162	11/15/2019	Completed	11/19/2019	11/19/2019	B19UC480501	2019	EN	CDBG		\$2,267.06
6324013	3	48	8224	11/15/2019	Completed	11/19/2019	11/19/2019	B17UC480501	2017	EN	CDBG		\$192,490.36
6324013	4	48	8224	11/15/2019	Completed	11/19/2019	11/19/2019	B19UC480501	2019	EN	CDBG		\$1,023.68
6324013	5	41	8249	11/15/2019	Completed	11/19/2019	11/19/2019	B18UC480501	2018	EN	CDBG		\$61,844.49
6324013	6	81	8267	11/15/2019	Completed	11/19/2019	11/19/2019	B18UC480501	2018	EN	CDBG		\$166,806.26
6324013	7	44	8280	11/15/2019	Completed	11/19/2019	11/19/2019	B17UC480501	2017	EN	CDBG		\$48,023.06
6324013	8	44	8280	11/15/2019	Completed	11/19/2019	11/19/2019	B19UC480501	2019	EN	CDBG		\$31,824.68
6324013	9	41	8249	11/15/2019	Completed	11/19/2019	11/19/2019	B19UC480501	2019	EN	CDBG		\$1,109.05
6324013	10	65	8297	11/15/2019	Completed	11/19/2019	11/19/2019	B19UC480501	2019	EN	CDBG		\$405.22
6324013	11	79	8288	11/15/2019	Completed	11/19/2019	11/19/2019	B19UC480501	2019	EN	CDBG		\$1,183.82
6324013	12	90	8299	11/15/2019	Completed	11/19/2019	11/19/2019	B19UC480501	2019	EN	CDBG		\$1,163.82
6324013	13	27	8300	11/15/2019	Completed	11/19/2019	11/19/2019	B19UC480501	2019	EN	CDBG		\$228.06
6324013	14	4	8302	11/15/2019	Completed	11/19/2019	11/19/2019	B19UC480501	2019	EN	CDBG		\$226.03
6324013	15	35	8303	11/15/2019	Completed	11/19/2019	11/19/2019	B19UC480501	2019	EN	CDBG		\$279.81
6324013	16	17	8304	11/15/2019	Completed	11/19/2019	11/19/2019	B19UC480501	2019	EN	CDBG		\$279.82
6324013	17	45	8305	11/15/2019	Completed	11/19/2019	11/19/2019	B19UC480501	2019	EN	CDBG		\$228.03
6324013	18	7	8306	11/15/2019	Completed	11/19/2019	11/19/2019	B19UC480501	2019	EN	CDBG		\$278.03
6324013	19	21	8307	11/15/2019	Completed	11/19/2019	11/19/2019	B19UC480501	2019	EN	CDBG		\$637.84
6324013	20	41	8313	11/15/2019	Completed	11/19/2019	11/19/2019	B19UC480501	2019	EN	CDBG		\$5,031.48
6324013	21	91	8267	11/15/2019	Completed	11/22/2019	11/22/2019	B18UC480501	2018	EN	CDBG		\$2,770.27
6324013	22	108	8291	11/15/2019	Completed	11/22/2019	11/22/2019	B19UC480501	2019	EN	CDBG		\$6,892.21
6324013	23	104	8162	11/15/2019	Completed	11/22/2019	11/22/2019	B18UC480501	2018	EN	CDBG		\$39,803.66
6324013	24	103	8291	11/15/2019	Completed	11/22/2019	11/22/2019	B19UC480501	2019	EN	CDBG		\$47,113.66
6324013	25	30	8036	11/26/2019	Completed	11/27/2019	11/27/2019	B18UC480501	2018	EN	CDBG		\$90,761.90
6324013	26	48	8164	11/26/2019	Completed	11/27/2019	11/27/2019	B17UC480501	2017	EN	CDBG		\$43,484.90
6324013	27	31	8267	11/26/2019	Completed	11/27/2019	11/27/2019	B18UC480501	2018	EN	CDBG		\$14,256.40
6324013	28	4	8302	11/26/2019	Completed	11/27/2019	11/27/2019	B18UC480501	2018	EN	CDBG		\$6,607.90
6324013	29	30	8036	11/26/2019	Completed	12/05/2019	12/05/2019	B14UC480501	2014	FN	CDBG		\$10,646.80
6324013	30	3038	12/05/2019	Completed	12/05/2019	12/05/2019	12/05/2019	B17UC480501	2017	EN	CDBG		\$5,066.60
6324013	31	48	8224	11/26/2019	Completed	12/05/2019	12/05/2019	B17UC480501	2017	EN	CDBG		\$64,479.41
6324013	32	48	8224	11/26/2019	Completed	12/05/2019	12/05/2019	B18UC480501	2018	EN	CDBG		\$45,669.77
6324013	33	91	8267	11/26/2019	Completed	12/05/2019	12/05/2019	B18UC480501	2018	EN	CDBG		\$45,669.77
6324013	34	81	8267	11/26/2019	Completed	12/05/2019	12/05/2019	B18UC480501	2018	EN	CDBG		\$9,058.43
6324013	35	103	8291	11/26/2019	Completed	12/05/2019	12/05/2019	B18UC480501	2018	EN	CDBG		\$4,567.48
6324013	36	1	8160	12/12/2019	Completed	12/13/2019	12/13/2019	B14UC480501	2014	FN	CDBG		\$14,308.25
6324013	37	28	8160	12/12/2019	Completed	12/13/2019	12/13/2019	B15UC480501	2015	EN	CDBG		\$14,308.25

FR07 - Drawdown Report by Voucher Number - Vouchers Submitted to Loss - CDBG
 FY 2019 (7/1/2018 thru 6/30/2020)

Voucher Number	Line Item	IDIS Project ID	IDIS Act ID	Voucher Created	Voucher Status	Status Date	COCCS Serd Date	Grant Number	Grant Year	Fund Type	Program	PY	Drawn Amount
6332324	3	103	8291	12/12/2018	Completed	12/13/2019	12/12/2019	519UC48350	2019	EN	CDBG		\$197.43
6332324	4	50	8296	12/12/2018	Completed	12/13/2019	12/12/2019	519UC48350	2018	EN	CDBG		\$1,862.94
6332324	5	45	8305	12/12/2018	Completed	12/13/2019	12/12/2019	519UC48350	2018	EN	CDBG		\$1,537.48
6332335	1	103	8291	12/12/2019	Completed	12/3/2019	12/12/2019	519UC48350	2019	EN	CDBG		\$46,167.70
6334465	1	44	8280	12/19/2018	Completed	12/20/2019	12/19/2019	519UC48350	2018	EN	CDBG		\$338,735.75
6334465	2	103	8291	12/19/2018	Completed	12/20/2019	12/19/2019	519UC48350	2018	EN	CDBG		\$1,072.88
6334465	3	55	8321	12/19/2018	Completed	12/20/2019	12/19/2019	519UC48350	2018	EN	CDBG		\$8,377.62
6334465	4	56	8343	12/19/2018	Completed	12/20/2019	12/19/2019	519UC48350	2019	EN	CDBG		\$6,077.62
6334465	5	72	8344	12/19/2018	Completed	12/20/2019	12/19/2019	519UC48350	2019	EN	CDBG		\$802.00
6334465	6	55	8346	12/19/2018	Completed	12/20/2019	12/19/2019	519UC48350	2019	EN	CDBG		\$5,321.00
6334465	7	62	8365	12/19/2018	Completed	12/20/2019	12/19/2019	519UC48350	2019	EN	CDBG		\$970.80
6334465	8	86	8367	12/19/2018	Completed	12/20/2019	12/19/2019	519UC48350	2019	EN	CDBG		\$1,826.55
6334465	9	10	8369	12/19/2018	Completed	12/20/2019	12/19/2019	519UC48350	2019	EN	CDBG		\$1,014.75
6334465	10	25	8370	12/19/2018	Completed	12/20/2019	12/19/2019	519UC48350	2019	EN	CDBG		\$13.85
6334465	11	32	8371	12/19/2018	Completed	12/20/2019	12/19/2019	519UC48350	2019	EN	CDBG		\$1,593.90
6334465	12	43	8372	12/19/2018	Completed	12/20/2019	12/19/2019	519UC48350	2019	EN	CDBG		\$1,277.70
6334465	13	49	8373	12/19/2018	Completed	12/20/2019	12/19/2019	519UC48350	2019	EN	CDBG		\$805.85
6334475	1	103	8291	12/19/2019	Completed	12/20/2019	12/19/2019	519UC48350	2019	EN	CDBG		\$43,997.28
6339510	1	41	8249	19/20/20	Completed	7/10/2020	19/20/20	517UC48350	2017	EN	CDBG		\$5,172.50
6339510	2	30	8253	19/20/20	Completed	7/10/2020	19/20/20	517UC48350	2017	EN	CDBG		\$33.02
6339510	3	30	8253	19/20/20	Completed	7/10/2020	19/20/20	518UC48350	2018	EN	CDBG		\$15,566.98
6339510	4	44	8280	19/20/20	Completed	7/10/2020	19/20/20	518UC48350	2018	EN	CDBG		\$34,395.53
6339510	5	103	8291	19/20/20	Completed	7/10/2020	19/20/20	518UC48350	2019	EN	CDBG		\$793.40
6339510	6	67	8320	19/20/20	Completed	7/10/2020	19/20/20	519UC48350	2019	EN	CDBG		\$37,954.11
6339510	7	54	8331	19/20/20	Completed	7/10/2020	19/20/20	519UC48350	2019	EN	CDBG		\$1,450.11
6339510	8	60	8353	19/20/20	Completed	7/10/2020	19/20/20	519UC48350	2019	EN	CDBG		\$2,332.97
6339510	9	75	8354	19/20/20	Completed	7/10/2020	19/20/20	519UC48350	2019	EN	CDBG		\$1,225.85
6339510	10	82	8355	19/20/20	Completed	7/10/2020	19/20/20	519UC48350	2019	EN	CDBG		\$2,739.32
6339510	11	92	8356	19/20/20	Completed	7/10/2020	19/20/20	519UC48350	2019	EN	CDBG		\$634.93
6339510	12	33	8357	19/20/20	Completed	7/10/2020	19/20/20	519UC48350	2019	EN	CDBG		\$109.20
6339510	13	62	8363	19/20/20	Completed	7/10/2020	19/20/20	519UC48350	2019	EN	CDBG		\$1,148.40
6339510	14	90	8368	19/20/20	Completed	7/10/2020	19/20/20	519UC48350	2019	EN	CDBG		\$1,368.20
6339510	15	86	8367	19/20/20	Completed	7/10/2020	19/20/20	519UC48350	2019	EN	CDBG		\$1,475.70
6339510	16	99	8368	19/20/20	Completed	7/10/2020	19/20/20	519UC48350	2019	EN	CDBG		\$2,004.75
6339510	17	10	8369	19/20/20	Completed	7/10/2020	19/20/20	519UC48350	2019	EN	CDBG		\$241.50
6339510	18	25	8370	19/20/20	Completed	7/10/2020	19/20/20	519UC48350	2019	EN	CDBG		\$84.05
6339510	19	32	8371	19/20/20	Completed	7/10/2020	19/20/20	519UC48350	2019	EN	CDBG		\$1,298.90
6339510	20	43	8372	19/20/20	Completed	7/10/2020	19/20/20	519UC48350	2019	EN	CDBG		\$1,009.80

PR07 - Drawdown Report by Voucher Number - Vouchers Submitted to Locus - CDBG
 FY 2019 (7/1/2018 thru 6/30/2020)

Voucher Number	Line Item	IDIS Project ID	IDIS Acct ID	Voucher Created	Voucher Status	Status Date	LOCCS Send Date	Grant Number	Grant Year	Fund Type	Program	PY	Drawn Amount
6338510	21	49	8373	1/9/2020	Completed	01/10/2020	1/9/2020	B19UC480501	2019	EN	CDBG		\$742.50
6338531	1	102	8287	1/9/2020	Completed	01/10/2020	1/9/2020	B19UC480501	2019	EN	CDBG		\$44,324.50
6338568	1	3	5377	1/9/2020	Completed	01/10/2020	1/9/2020	B19UC480501	2018	EN	CDBG		\$3,185.00
6338569	2	103	8291	1/9/2020	Completed	01/10/2020	1/9/2020	B19UC480501	2019	EN	CDBG		\$1,713.00
6341958	2	28	8160	1/21/2020	Completed	01/17/2020	1/17/2020	B19UC480501	2018	EN	CDBG		(\$55,230.72)
6341960	2	56	8237	1/21/2020	Completed	01/17/2020	1/17/2020	B19UC480501	2019	EN	CDBG		(\$3,703.20)
6344047	1	34	8161	1/24/2020	Completed	01/25/2020	1/24/2020	B19UC480501	2018	FN	CDBG		\$502.50
6344047	2	48	8224	1/24/2020	Completed	01/25/2020	1/24/2020	B19UC480501	2017	EN	CDBG		\$3,250.00
6344047	3	48	8224	1/24/2020	Completed	01/25/2020	1/24/2020	B19UC480501	2018	EN	CDBG		\$50,584.76
6344047	4	44	8280	1/24/2020	Completed	01/25/2020	1/24/2020	B19UC480501	2018	EN	CDBG		\$4,443.75
6344047	5	133	8281	1/24/2020	Completed	01/25/2020	1/24/2020	B19UC480501	2019	EN	CDBG		\$3,938.58
6344047	6	79	8298	1/24/2020	Completed	01/25/2020	1/24/2020	B19UC480501	2019	EN	CDBG		\$1,276.00
6344047	7	90	8299	1/24/2020	Completed	01/25/2020	1/24/2020	B19UC480501	2019	EN	CDBG		\$1,276.00
6344047	8	15	8301	1/24/2020	Completed	01/25/2020	1/24/2020	B19UC480501	2019	EN	CDBG		\$270.81
6344047	9	15	8308	1/24/2020	Completed	01/25/2020	1/24/2020	B19UC480501	2018	EN	CDBG		\$1,192.31
6344047	10	37	8309	1/24/2020	Completed	01/25/2020	1/24/2020	B19UC480501	2019	EN	CDBG		\$270.80
6344047	11	47	8310	1/24/2020	Completed	01/25/2020	1/24/2020	B19UC480501	2019	EN	CDBG		\$228.03
6344047	12	75	8322	1/24/2020	Completed	01/25/2020	1/24/2020	B19UC480501	2019	EN	CDBG		\$6,720.00
6344047	13	58	8343	1/24/2020	Completed	01/25/2020	1/24/2020	B19UC480501	2019	EN	CDBG		\$2,140.55
6344047	14	72	8344	1/24/2020	Completed	01/25/2020	1/24/2020	B19UC480501	2019	EN	CDBG		\$2,231.40
6344047	15	85	8346	1/24/2020	Completed	01/25/2020	1/24/2020	B19UC480501	2019	FN	CDBG		\$4,673.00
6344047	16	75	8354	1/24/2020	Completed	01/25/2020	1/24/2020	B19UC480501	2018	FN	CDBG		\$1,966.94
6344047	17	82	8355	1/24/2020	Completed	01/25/2020	1/24/2020	B19UC480501	2019	FN	CDBG		\$5,445.29
6344047	18	92	8356	1/24/2020	Completed	01/25/2020	1/24/2020	B19UC480501	2019	EN	CDBG		\$2,693.76
6344047	19	33	8357	1/24/2020	Completed	01/25/2020	1/24/2020	B19UC480501	2019	EN	CDBG		\$4,774.00
6344065	1	102	8287	1/24/2020	Completed	02/07/2020	2/6/2020	B19UC480501	2019	EN	CDBG		\$1,374.29
6348510	1	44	8280	2/6/2020	Completed	02/07/2020	2/6/2020	B19UC480501	2018	EN	CDBG		\$27,726.08
6348510	2	103	8291	2/6/2020	Completed	02/07/2020	2/6/2020	B19UC480501	2019	EN	CDBG		\$274.78
6348510	3	57	8320	2/6/2020	Completed	02/07/2020	2/6/2020	B19UC480501	2019	EN	CDBG		\$5,406.54
6348510	4	55	8321	2/6/2020	Completed	02/07/2020	2/6/2020	B19UC480501	2019	EN	CDBG		\$1,687.33
6348510	5	108	8324	2/6/2020	Completed	02/07/2020	2/6/2020	B19UC480501	2019	EN	CDBG		\$16,853.33
6348510	6	54	8331	2/6/2020	Completed	02/07/2020	2/6/2020	B19UC480501	2019	EN	CDBG		\$602.50
6348510	7	101	8334	2/6/2020	Completed	02/07/2020	2/6/2020	B19UC480501	2019	EN	CDBG		\$658.12
6348510	8	33	8335	2/6/2020	Completed	02/07/2020	2/6/2020	B19UC480501	2019	EN	CDBG		\$3,603.50
6348510	9	74	8336	2/6/2020	Completed	02/07/2020	2/6/2020	B19UC480501	2019	EN	CDBG		\$1,167.90
6348510	10	81	8337	2/6/2020	Completed	02/07/2020	2/6/2020	B19UC480501	2019	EN	CDBG		\$1,823.73
6348510	11	93	8338	2/6/2020	Completed	02/07/2020	2/6/2020	B19UC480501	2019	EN	CDBG		\$1,188.56
6348510	12	61	8339	2/6/2020	Completed	02/07/2020	2/6/2020	B19UC480501	2019	EN	CDBG		\$2,303.84

PR07 - Drawdown Report by Voucher Number - Vouchers Submitted to LOCOS - CDBG
 FY 2019 (7/1/2019 thru 6/30/2020)

Voucher Number	Line Item	IDIS Project ID	IDIS Act ID	Voucher Created	Voucher Status	Status Date	LOGCS Send Date	Grant Number	Grant Year	Fund Type	Program	PY	Drawn Amount
6348510	13	98	8340	2/8/2020	Completed	02/07/2020	2/8/2020	B19UC480501	2019	EN	CDBG		5635.40
6348510	14	9	8341	2/8/2020	Completed	02/07/2020	2/8/2020	B19UC480501	2019	EN	CDBG		\$2,424.48
6348510	15	23	8342	2/8/2020	Completed	02/07/2020	2/8/2020	B19UC480501	2019	EN	CDBG		\$1,535.10
6348510	16	60	8353	2/8/2020	Completed	02/07/2020	2/8/2020	B19UC480501	2019	EN	CDBG		\$7,667.03
6348510	17	75	8354	2/8/2020	Completed	02/07/2020	2/8/2020	B19UC480501	2019	EN	CDBG		\$6,718.70
6348510	18	82	8355	2/8/2020	Completed	02/07/2020	2/8/2020	B19UC480501	2019	EN	CDBG		\$3,518.18
6348510	19	92	8356	2/8/2020	Completed	02/07/2020	2/8/2020	B19UC480501	2019	EN	CDBG		\$1,152.30
6348510	20	33	8357	2/8/2020	Completed	02/07/2020	2/8/2020	B19UC480501	2019	EN	CDBG		\$445.72
6348510	21	62	8358	2/8/2020	Completed	02/07/2020	2/8/2020	B19UC480501	2019	EN	CDBG		\$777.75
6348510	22	69	8358	2/8/2020	Completed	02/07/2020	2/8/2020	B19UC480501	2019	EN	CDBG		5845.45
6348510	23	66	8357	2/8/2020	Completed	02/07/2020	2/8/2020	B19UC480501	2019	EN	CDBG		\$1,331.05
6348510	24	56	8358	2/8/2020	Completed	02/07/2020	2/8/2020	B19UC480501	2019	EN	CDBG		\$960.30
6348510	25	10	8388	2/8/2020	Completed	02/07/2020	2/8/2020	B19UC480501	2019	EN	CDBG		\$631.80
6348510	26	25	8370	2/8/2020	Completed	02/07/2020	2/8/2020	B19UC480501	2019	EN	CDBG		\$1,316.70
6348518	1	32	8371	2/8/2020	Completed	02/07/2020	2/8/2020	B19UC480501	2019	EN	CDBG		\$851.30
6348518	2	43	8372	2/8/2020	Completed	02/07/2020	2/8/2020	B19UC480501	2019	EN	CDBG		\$722.70
6348518	3	49	8373	2/8/2020	Completed	02/07/2020	2/8/2020	B19UC480501	2019	EN	CDBG		\$1,261.00
6348518	4	54	8376	2/8/2020	Completed	02/07/2020	2/8/2020	B19UC480501	2019	EN	CDBG		\$46,173.22
6348518	5	51	8378	2/8/2020	Completed	02/07/2020	2/8/2020	B19UC480501	2019	EN	CDBG		\$2,557.41
6348522	1	103	8291	2/8/2020	Completed	02/22/2020	2/27/2020	B19UC480501	2019	EN	CDBG		\$1,261.00
6352985	2	78	8298	2/20/2020	Completed	02/22/2020	2/27/2020	B19UC480501	2019	EN	CDBG		\$46,173.22
6352985	3	50	8299	2/20/2020	Completed	02/22/2020	2/27/2020	B19UC480501	2019	EN	CDBG		\$2,557.41
6352985	4	76	8322	2/20/2020	Completed	02/22/2020	2/27/2020	B19UC480501	2019	EN	CDBG		\$312.19
6352985	5	108	8324	2/20/2020	Completed	02/22/2020	2/27/2020	B19UC480501	2019	EN	CDBG		\$6,200.00
6352985	6	77	8325	2/20/2020	Completed	02/22/2020	2/27/2020	B19UC480501	2019	EN	CDBG		\$4,226.65
6352985	7	70	8329	2/20/2020	Completed	02/22/2020	2/27/2020	B19UC480501	2019	EN	CDBG		\$2,750.62
6352985	8	100	8330	2/20/2020	Completed	02/22/2020	2/27/2020	B19UC480501	2019	EN	CDBG		\$7,575.00
6352985	9	54	8331	2/20/2020	Completed	02/22/2020	2/27/2020	B19UC480501	2019	EN	CDBG		\$3,485.00
6352985	10	52	8332	2/20/2020	Completed	02/22/2020	2/27/2020	B19UC480501	2019	EN	CDBG		\$811.57
6352985	11	101	8334	2/20/2020	Completed	02/22/2020	2/27/2020	B19UC480501	2019	EN	CDBG		\$1,144.03
6352985	12	23	8342	2/20/2020	Completed	02/22/2020	2/27/2020	B19UC480501	2019	EN	CDBG		\$1,037.92
6352985	13	82	8355	2/20/2020	Completed	02/22/2020	2/27/2020	B19UC480501	2019	EN	CDBG		\$2,182.87
6352985	14	82	8355	2/20/2020	Completed	02/22/2020	2/27/2020	B19UC480501	2019	EN	CDBG		\$3,889.19
6352985	15	58	8355	2/20/2020	Completed	02/22/2020	2/27/2020	B19UC480501	2019	EN	CDBG		\$5,046.51
6352985	16	82	8359	2/20/2020	Completed	02/22/2020	2/27/2020	B19UC480501	2019	EN	CDBG		\$873.65
6352985	17	11	8361	2/20/2020	Completed	02/22/2020	2/27/2020	B19UC480501	2019	EN	CDBG		\$940.11
6352985	18	26	8362	2/20/2020	Completed	02/22/2020	2/27/2020	B19UC480501	2019	EN	CDBG		\$563.00

PR07 - Drawdown Report by Voucher Number - Vouchers Submitted to Loccs - CDBG
 FY 2018 (7/1/2018 thru 6/30/2020)

Voucher Number	Line Item	IDIS Project ID	IDIS Act ID	Voucher Created	Voucher Status	Status Date	LOCCS Send Date	Grant Number	Grant Year	Fund Type	Program	PY	Drawn Amount
6352985	19	34	8363	2/20/2020	Completed	02/22/2020	2/2/2020	B18UC-80901	EN	2019	EN	CDBG	\$3,826.32
6352985	20	44	8364	2/20/2020	Completed	02/22/2020	2/2/2020	B18UC-80901	EN	2019	EN	CDBG	\$985.00
6352985	21	66	8360	2/20/2020	Completed	02/22/2020	2/2/2020	B15UC-80901	EN	2015	EN	CDBG	\$1,555.20
6352987	1	103	8291	2/20/2020	Completed	02/22/2020	2/2/2020	B18UC-80901	EN	2018	EN	CDBG	\$96.15
6352987	1	103	8291	2/20/2020	Completed	02/22/2020	2/2/2020	B18UC-80901	EN	2019	EN	CDBG	\$37,260.41
6352988	1	103	8291	2/20/2020	Completed	02/22/2020	2/2/2020	B18UC-80901	EN	2019	EN	CDBG	\$44,702.20
6357744	1	18	8153	3/5/2020	Completed	03/06/2020	3/5/2020	B14UC-80901	EN	2014	EN	CDBG	\$842.51
6357744	2	15	8153	3/5/2020	Completed	03/06/2020	3/5/2020	B15UC-80901	EN	2015	EN	CDBG	\$20,034.53
6357744	3	103	8291	3/5/2020	Completed	03/06/2020	3/5/2020	B18UC-80901	EN	2019	EN	CDBG	\$1,486.75
6357744	4	55	8343	3/5/2020	Completed	03/06/2020	3/5/2020	B18UC-80901	EN	2019	EN	CDBG	\$416.22
6357744	5	72	8344	3/5/2020	Completed	03/06/2020	3/5/2020	B18UC-80901	EN	2019	EN	CDBG	\$1,710.12
6357744	6	83	8345	3/5/2020	Completed	03/06/2020	3/5/2020	B18UC-80901	EN	2019	EN	CDBG	\$1,235.52
6357744	7	75	8354	3/5/2020	Completed	03/06/2020	3/5/2020	B18UC-80901	EN	2019	EN	CDBG	\$6,087.41
6357744	8	82	8355	3/5/2020	Completed	03/06/2020	3/5/2020	B18UC-80901	EN	2019	EN	CDBG	\$2,874.70
6357744	9	92	8356	3/5/2020	Completed	03/06/2020	3/5/2020	B18UC-80901	EN	2019	EN	CDBG	\$4,112.83
6357744	10	33	8357	3/5/2020	Completed	03/06/2020	3/5/2020	B18UC-80901	EN	2019	EN	CDBG	\$774.21
6357744	11	59	8358	3/5/2020	Completed	03/06/2020	3/5/2020	B18UC-80901	EN	2019	EN	CDBG	\$2,387.95
6357744	12	85	8359	3/5/2020	Completed	03/06/2020	3/5/2020	B18UC-80901	EN	2019	EN	CDBG	\$8,251.24
6357744	13	97	8360	3/5/2020	Completed	03/06/2020	3/5/2020	B18UC-80901	EN	2019	EN	CDBG	\$7,487.67
6357744	14	54	8378	3/5/2020	Completed	03/06/2020	3/5/2020	B17UC-80901	EN	2017	EN	CDBG	\$12,378.15
6357744	15	54	8378	3/5/2020	Completed	03/06/2020	3/5/2020	B18UC-80901	EN	2018	EN	CDBG	\$118,864.45
6357744	16	51	8379	3/5/2020	Completed	03/06/2020	3/5/2020	B18UC-80901	EN	2018	EN	CDBG	\$157,177.46
6357744	17	6	8384	3/5/2020	Completed	03/06/2020	3/5/2020	B17UC-80901	EN	2017	EN	CDBG	\$40,324.50
6362425	1	36	8388	3/19/2020	Completed	03/19/2020	3/19/2020	B18UC-80901	PI	2019	PI	CDBG	\$35,625.00
6362425	1	18	8153	3/19/2020	Completed	03/20/2020	3/19/2020	B15UC-80901	EN	2015	EN	CDBG	\$777.60
6362425	2	54	8251	3/19/2020	Completed	03/20/2020	3/19/2020	B18UC-80901	EN	2018	EN	CDBG	\$70,829.84
6362425	3	103	8291	3/19/2020	Completed	03/20/2020	3/19/2020	B18UC-80901	EN	2019	EN	CDBG	\$1,199.05
6362425	4	28	8311	3/19/2020	Completed	03/20/2020	3/19/2020	B18UC-80901	EN	2018	EN	CDBG	\$9,441.70
6362425	5	28	8311	3/19/2020	Completed	03/20/2020	3/19/2020	B18UC-80901	EN	2019	EN	CDBG	\$132,252.30
6362425	6	75	8322	3/19/2020	Completed	03/20/2020	3/19/2020	B18UC-80901	EN	2018	EN	CDBG	\$3,100.00
6362425	7	84	8333	3/19/2020	Completed	03/20/2020	3/19/2020	B18UC-80901	EN	2019	EN	CDBG	\$1,083.78
6362425	8	98	8340	3/19/2020	Completed	03/20/2020	3/19/2020	B18UC-80901	EN	2019	EN	CDBG	\$7,837.98
6362425	9	9	8341	3/19/2020	Completed	03/20/2020	3/19/2020	B15UC-80901	EN	2019	EN	CDBG	\$334.40
6362425	10	23	8342	3/19/2020	Completed	03/20/2020	3/19/2020	B18UC-80901	EN	2019	EN	CDBG	\$114.00
6362425	11	59	8358	3/19/2020	Completed	03/20/2020	3/19/2020	B18UC-80901	EN	2019	EN	CDBG	\$2,082.48
6362425	12	85	8359	3/19/2020	Completed	03/20/2020	3/19/2020	B18UC-80901	EN	2019	EN	CDBG	\$8,214.91
6362425	13	97	8360	3/19/2020	Completed	03/20/2020	3/19/2020	B18UC-80901	EN	2019	EN	CDBG	\$10,777.05
6362425	14	11	8361	3/19/2020	Completed	03/20/2020	3/19/2020	B18UC-80901	EN	2019	EN	CDBG	\$1,293.00

PR07 - Drawdown Report by Voucher Number - Vouchers Submitted to Locos - CDBG
 FY 2019 (7/1/2019 thru 6/30/2020)

Voucher Number	Line Item	IDIS Project ID	IDIS Act ID	Voucher Created	Voucher Status	Status Date	LOCOS Senc Date	Grant Number	Grant Year	Fund Type	Program	PV	Drawn Amount
6362425	15	26	8362	3/19/2020	Completed	03/20/2020	3/19/2020	B19UC480501	EN	2019	EN	CDBG	\$300.00
6362425	16	34	8363	3/19/2020	Completed	03/20/2020	3/19/2020	B19UC480501	EN	2019	EN	CDBG	\$3,766.66
6362425	17	44	8364	3/19/2020	Completed	03/20/2020	3/19/2020	B19UC480501	EN	2019	EN	CDBG	\$,534.67
6362425	18	54	8375	3/19/2020	Completed	03/20/2020	3/19/2020	B18UC480501	EN	2018	EN	CDBG	\$19,012.11
6362425	19	3	8377	3/19/2020	Completed	03/20/2020	3/19/2020	B18UC480501	EN	2018	EN	CDBG	\$25,722.05
6362425	20	3	8377	3/19/2020	Completed	03/20/2020	3/19/2020	B19UC480501	EN	2019	EN	CDBG	\$23,462.85
6362433	1	103	8261	3/18/2020	Completed	03/20/2020	3/18/2020	B19UC480501	EN	2019	EN	CDBG	\$45,487.93
6365599	1	25	8284	4/1/2020	Completed	04/02/2020	4/1/2020	B18UC460501	EN	2018	EN	CDBG	\$14,617.50
6365599	2	16	8285	4/1/2020	Completed	04/02/2020	4/1/2020	B18UC460501	EN	2018	EN	CDBG	\$65,915.25
6365599	3	103	8261	4/1/2020	Completed	04/02/2020	4/1/2020	B19UC480501	EN	2019	EN	CDBG	\$3,128.74
6365599	4	67	8320	4/1/2020	Completed	04/02/2020	4/1/2020	B19UC480501	EN	2019	EN	CDBG	\$12,598.08
6365599	5	108	8324	4/1/2020	Completed	04/02/2020	4/1/2020	B19UC480501	EN	2019	EN	CDBG	\$8,120.34
6365599	6	72	8344	4/1/2020	Completed	04/02/2020	4/1/2020	B19UC480501	EN	2019	EN	CDBG	\$2,701.26
6365599	7	63	8345	4/1/2020	Completed	04/02/2020	4/1/2020	B19UC480501	EN	2019	EN	CDBG	\$720.72
6365599	8	67	8347	4/1/2020	Completed	04/02/2020	4/1/2020	B19UC480501	EN	2019	EN	CDBG	\$10,984.67
6365599	9	71	8348	4/1/2020	Completed	04/02/2020	4/1/2020	B19UC480501	EN	2019	EN	CDBG	\$651.44
6365599	10	94	8350	4/1/2020	Completed	04/02/2020	4/1/2020	B19UC480501	EN	2019	EN	CDBG	\$10,000.00
6365599	11	82	8355	4/1/2020	Completed	04/02/2020	4/1/2020	B19UC480501	EN	2019	EN	CDBG	\$3,488.28
6365599	12	92	8356	4/1/2020	Completed	04/02/2020	4/1/2020	B19UC480501	EN	2019	EN	CDBG	\$2,038.28
6365599	13	82	8359	4/1/2020	Completed	04/02/2020	4/1/2020	B19UC480501	EN	2019	EN	CDBG	\$8,513.19
6365599	14	11	8361	4/1/2020	Completed	04/02/2020	4/1/2020	B19UC480501	EN	2019	EN	CDBG	\$1,297.46
6365599	15	26	8362	4/1/2020	Completed	04/02/2020	4/1/2020	B19UC480501	EN	2019	EN	CDBG	\$953.00
6365599	16	34	8363	4/1/2020	Completed	04/02/2020	4/1/2020	B19UC480501	EN	2019	EN	CDBG	\$2,486.11
6365599	17	44	8364	4/1/2020	Completed	04/02/2020	4/1/2020	B19UC480501	EN	2019	EN	CDBG	\$1,425.98
6365599	18	62	8365	4/1/2020	Completed	04/02/2020	4/1/2020	B19UC480501	EN	2019	EN	CDBG	\$1,450.35
6365599	19	68	8366	4/1/2020	Completed	04/02/2020	4/1/2020	B19UC480501	EN	2019	EN	CDBG	\$2,371.05
6365599	20	86	8367	4/1/2020	Completed	04/02/2020	4/1/2020	B19UC480501	EN	2019	EN	CDBG	\$3,440.25
6365599	21	86	8368	4/1/2020	Completed	04/02/2020	4/1/2020	B19UC480501	EN	2019	EN	CDBG	\$2,103.70
6365599	22	101	8369	4/1/2020	Completed	04/02/2020	4/1/2020	B19UC480501	EN	2019	EN	CDBG	\$1,732.50
6365599	23	25	8370	4/1/2020	Completed	04/02/2020	4/1/2020	B19UC480501	EN	2019	EN	CDBG	\$2,821.50
6365599	24	32	8371	4/1/2020	Completed	04/02/2020	4/1/2020	B19UC480501	EN	2019	EN	CDBG	\$1,363.20
6365599	25	43	8372	4/1/2020	Completed	04/02/2020	4/1/2020	B19UC480501	EN	2019	EN	CDBG	\$80,567.65
6365599	26	49	8373	4/1/2020	Completed	04/02/2020	4/1/2020	B19UC480501	EN	2019	EN	CDBG	\$60,547.46
6365599	27	87	8374	4/1/2020	Completed	04/02/2020	4/1/2020	B19UC480501	EN	2019	EN	CDBG	\$45,458.44
6365599	28	87	8374	4/1/2020	Completed	04/02/2020	4/1/2020	B17UC480501	EN	2017	EN	CDBG	\$40,487.81
6365599	29	61	8379	4/1/2020	Completed	04/02/2020	4/1/2020	B19UC480501	EN	2019	EN	CDBG	\$8,568.78
6365599	30	61	8379	4/1/2020	Completed	04/02/2020	4/1/2020	B19UC480501	EN	2019	EN	CDBG	\$8,568.78
6365599	31	80	8390	4/1/2020	Completed	04/02/2020	4/1/2020	B19UC480501	EN	2019	EN	CDBG	\$8,568.78
6365599	32	80	8390	4/1/2020	Completed	04/02/2020	4/1/2020	B17UC480501	EN	2017	EN	CDBG	\$8,568.78
6365599	33	81	8393	4/1/2020	Completed	04/02/2020	4/1/2020	B17UC480501	EN	2017	EN	CDBG	\$8,568.78

PR07 - Drawdown Report by Voucher Number - Vouchers Submitted to Loccs - CDBG
 FY 2019 (7/1/2019 thru 6/30/2020)

Voucher Number	Line Item	IDIS Project ID	IDIS Act ID	Voucher Created	Voucher Status	Status Date	LOCUS Send Date	Grant Number	Grant Year	Func Type	Program	FY	Drawn Amount
6365904	1	103	8291	4/1/2020	Completed	04/02/2020	4/1/2020	B19UC480501	EN	2019	EN	CDBG	\$61,901.16
6365908	1	103	8291	4/1/2020	Completed	04/02/2020	4/1/2020	B19UC480501	EN	2019	EN	CDBG	\$55,203.12
6365974	1	36	8369	4/16/2020	Completed	04/16/2020	4/16/2020	B19UC480501	PI	2019	PI	CDBG	\$1,955.20
6369977	1	52	8151	4/16/2020	Completed	04/17/2020	4/16/2020	B17UC480501	EN	2017	EN	CDBG	\$61,985.00
6369977	2	18	8153	4/16/2020	Completed	04/17/2020	4/16/2020	B18UC480501	EN	2018	EN	CDBG	\$777.60
6369977	3	25	8284	4/16/2020	Completed	04/17/2020	4/16/2020	B18UC480501	EN	2018	EN	CDBG	\$2,519.70
6369977	4	16	8285	4/16/2020	Completed	04/17/2020	4/16/2020	B18UC480501	EN	2018	EN	CDBG	\$1,555.20
6369977	5	103	8291	4/16/2020	Completed	04/17/2020	4/16/2020	B19UC480501	EN	2019	EN	CDBG	\$12,138.11
6369977	6	78	8322	4/16/2020	Completed	04/17/2020	4/16/2020	B19UC480501	EN	2019	EN	CDBG	\$7,900.00
6369977	7	70	8329	4/16/2020	Completed	04/17/2020	4/16/2020	B19UC480501	EN	2019	EN	CDBG	\$1,015.00
6369977	8	100	8330	4/16/2020	Completed	04/17/2020	4/16/2020	B19UC480501	EN	2019	EN	CDBG	\$635.00
6369977	8	63	8335	4/16/2020	Completed	04/17/2020	4/16/2020	B19UC480501	EN	2019	EN	CDBG	\$1,386.50
6369977	10	74	8336	4/16/2020	Completed	04/17/2020	4/16/2020	B19UC480501	EN	2019	EN	CDBG	\$1,957.58
6369977	11	81	8337	4/16/2020	Completed	04/17/2020	4/16/2020	B19UC480501	EN	2019	EN	CDBG	\$4,140.85
6369977	12	83	8338	4/16/2020	Completed	04/17/2020	4/16/2020	B19UC480501	EN	2019	EN	CDBG	\$842.55
6369977	13	61	8339	4/16/2020	Completed	04/17/2020	4/16/2020	B19UC480501	EN	2019	EN	CDBG	\$183.12
6369977	14	95	8340	4/16/2020	Completed	04/17/2020	4/16/2020	B19UC480501	EN	2019	EN	CDBG	\$2,344.58
6369977	15	23	8342	4/16/2020	Completed	04/17/2020	4/16/2020	B19UC480501	EN	2019	EN	CDBG	\$2,561.10
6369977	16	82	8355	4/16/2020	Completed	04/17/2020	4/16/2020	B19UC480501	EN	2019	EN	CDBG	\$1,370.31
6369977	17	82	8356	4/16/2020	Completed	04/17/2020	4/16/2020	B18UC480501	EN	2019	EN	CDBG	\$2,821.15
6369977	18	33	8357	4/16/2020	Completed	04/17/2020	4/16/2020	B18UC480501	EN	2019	EN	CDBG	\$626.11
6369977	18	97	8360	4/16/2020	Completed	04/17/2020	4/16/2020	B19UC480501	EN	2019	EN	CDBG	\$1,845.80
6369977	20	51	8379	4/16/2020	Completed	04/17/2020	4/16/2020	B19UC480501	EN	2019	EN	CDBG	\$29,541.89
5374200	1	103	8291	5/1/2020	Completed	05/02/2020	5/1/2020	B19UC480501	EN	2019	EN	CDBG	\$3,041.95
5374200	2	67	8320	5/1/2020	Completed	05/02/2020	5/1/2020	B18UC480501	EN	2019	EN	CDBG	\$7,117.49
5374200	3	72	8344	5/1/2020	Completed	05/02/2020	5/1/2020	B18UC480501	EN	2019	EN	CDBG	\$867.54
5374200	4	83	8345	5/1/2020	Completed	05/02/2020	5/1/2020	B18UC480501	EN	2019	EN	CDBG	\$300.00
5374200	5	62	8355	5/1/2020	Completed	05/02/2020	5/1/2020	B18UC480501	EN	2019	EN	CDBG	\$727.65
5374200	6	69	8356	5/1/2020	Completed	05/02/2020	5/1/2020	B18UC480501	EN	2019	EN	CDBG	\$1,232.55
5374200	7	86	8367	5/1/2020	Completed	05/02/2020	5/1/2020	B18UC480501	EN	2019	EN	CDBG	\$1,925.55
5374200	8	96	8368	5/1/2020	Completed	05/02/2020	5/1/2020	B18UC480501	EN	2019	EN	CDBG	\$1,351.35
5374200	9	10	8369	5/1/2020	Completed	05/02/2020	5/1/2020	B18UC480501	EN	2019	EN	CDBG	\$579.65
5374200	10	25	8370	5/1/2020	Completed	05/02/2020	5/1/2020	B18UC480501	EN	2019	EN	CDBG	\$108.90
5374200	11	32	8371	5/1/2020	Completed	05/02/2020	5/1/2020	B18UC480501	EN	2019	EN	CDBG	\$1,371.15
5374200	12	43	8372	5/1/2020	Completed	05/02/2020	5/1/2020	B18UC480501	EN	2019	EN	CDBG	\$945.45
5374200	13	49	8373	5/1/2020	Completed	05/02/2020	5/1/2020	B18UC480501	EN	2019	EN	CDBG	\$831.50
5374200	14	91	8393	5/1/2020	Completed	05/02/2020	5/1/2020	B17UC480501	EN	2017	EN	CDBG	\$105,007.72
5374205	1	103	8291	5/1/2020	Completed	05/02/2020	5/1/2020	B18UC480501	EN	2019	EN	CDBG	\$42,659.82

PROY - Drawdown Report by Voucher Number - Vouchers Submitted to LOCCS - CD3G
 FY 2019 (7/1/2019 thru 6/30/2020)

Voucher Number	Lines Item	IDIS Project ID	IDIS Act ID	Voucher Created	Voucher Status	Status Date	LOCCS Sent Date	Grant Number	Grant Year	Fund Type	Program	IPY	Drawn Amount
6375974	1	103	8291	5/1/2020	Completed	05/02/2020	5/1/2020	B19UC480501	EN	2019	EN	CD3G	\$41,048.04
6375974	1	103	8291	5/6/2020	Completed	05/09/2020	5/6/2020	B19UC480501	EN	2019	EN	CD3G	\$618.89
6375974	2	561	8319	5/6/2020	Completed	05/09/2020	5/6/2020	B19UC480501	EN	2019	EN	CD3G	\$2,505.00
6375974	3	701	8329	5/8/2020	Completed	05/09/2020	5/8/2020	B19UC480501	EN	2019	EN	CD3G	\$1,090.00
6375974	4	1001	8330	5/8/2020	Completed	05/09/2020	5/8/2020	B19UC480501	EN	2019	EN	CD3G	\$595.00
6375974	5	54	8331	5/8/2020	Completed	05/09/2020	5/8/2020	B19UC480501	EN	2019	EN	CD3G	\$508.25
6375974	6	61	8338	5/8/2020	Completed	05/09/2020	5/8/2020	B19UC480501	EN	2019	EN	CD3G	\$920.60
6375974	7	98	8340	5/8/2020	Completed	05/09/2020	5/8/2020	B19UC480501	EN	2019	EN	CD3G	\$3,726.46
6375974	8	3	8341	5/8/2020	Completed	05/09/2020	5/8/2020	B19UC480501	EN	2019	EN	CD3G	\$1,300.20
6375974	9	23	8342	5/8/2020	Completed	05/09/2020	5/8/2020	B19UC480501	EN	2019	EN	CD3G	\$3,819.75
6375974	10	71	8348	5/8/2020	Completed	05/09/2020	5/8/2020	B19UC480501	EN	2019	EN	CD3G	\$12,186.00
6375974	11	87	8349	5/8/2020	Completed	05/09/2020	5/8/2020	B19UC480501	EN	2019	EN	CD3G	\$1,540.52
6375974	12	59	8358	5/8/2020	Completed	05/09/2020	5/8/2020	B19UC480501	EN	2019	EN	CD3G	\$423.08
6375974	13	85	8359	5/8/2020	Completed	05/09/2020	5/8/2020	B19UC480501	EN	2019	EN	CD3G	\$146.98
6375974	14	37	8360	5/8/2020	Completed	05/09/2020	5/8/2020	B19UC480501	EN	2019	EN	CD3G	\$819.00
6375974	15	11	8361	5/8/2020	Completed	05/09/2020	5/8/2020	B19UC480501	EN	2019	EN	CD3G	\$1,267.98
6375974	16	25	8362	5/8/2020	Completed	05/09/2020	5/8/2020	B19UC480501	EN	2019	EN	CD3G	\$1,155.87
6375974	17	34	8363	5/8/2020	Completed	05/09/2020	5/8/2020	B19UC480501	EN	2019	EN	CD3G	\$3,158.83
6375974	18	44	8364	5/8/2020	Completed	05/09/2020	5/8/2020	B19UC480501	EN	2019	EN	CD3G	\$815.11
6375974	19	10	8394	5/8/2020	Completed	05/09/2020	5/8/2020	B19UC480501	EN	2019	EN	CD3G	\$13,237.50
6375981	1	103	8291	5/8/2020	Completed	05/09/2020	5/8/2020	B19UC480501	EN	2019	EN	CD3G	\$10,871.44
6377823	1	103	8291	5/14/2020	Completed	05/15/2020	5/14/2020	B19UC480501	EN	2019	EN	CD3G	\$11,740.76
6377823	2	74	8336	5/14/2020	Completed	05/15/2020	5/14/2020	B19UC480501	EN	2019	EN	CD3G	\$806.54
6377823	3	51	8337	5/14/2020	Completed	05/15/2020	5/14/2020	B19UC480501	EN	2019	EN	CD3G	\$6,098.38
6377823	4	93	8338	5/14/2020	Completed	05/15/2020	5/14/2020	B19UC480501	EN	2019	EN	CD3G	\$1,064.77
6379034	1	103	8291	5/20/2020	Completed	05/21/2020	5/14/2020	B19UC480501	EN	2019	EN	CD3G	\$1,679.80
6379034	2	56	8319	5/20/2020	Completed	05/21/2020	5/20/2020	B19UC480501	EN	2019	EN	CD3G	\$70.82
6379034	3	74	8336	5/20/2020	Completed	05/21/2020	5/20/2020	B19UC480501	EN	2019	EN	CD3G	\$418.90
6379034	4	51	8337	5/20/2020	Completed	05/21/2020	5/20/2020	B19UC480501	EN	2019	EN	CD3G	\$352.88
6379034	5	98	8338	5/20/2020	Completed	05/21/2020	5/20/2020	B19UC480501	EN	2019	EN	CD3G	\$592.44
6379034	6	61	8339	5/20/2020	Completed	05/21/2020	5/20/2020	B19UC480501	EN	2019	EN	CD3G	\$5,652.58
6379034	7	98	8340	5/20/2020	Completed	05/21/2020	5/20/2020	B19UC480501	EN	2019	EN	CD3G	\$2,042.88
6379034	8	9	8341	5/20/2020	Completed	05/21/2020	5/20/2020	B19UC480501	EN	2019	EN	CD3G	\$3,532.58
6379034	9	23	8342	5/20/2020	Completed	05/21/2020	5/20/2020	B19UC480501	EN	2019	EN	CD3G	\$663.00
6379034	10	87	8349	5/20/2020	Completed	05/21/2020	5/20/2020	B19UC480501	EN	2019	EN	CD3G	\$26.00
6379034	11	11	8361	5/20/2020	Completed	05/21/2020	5/20/2020	B19UC480501	EN	2019	EN	CD3G	\$522.10
6379034	12	26	8362	5/20/2020	Completed	05/21/2020	5/20/2020	B19UC480501	EN	2019	EN	CD3G	\$522.10

PR07 - Drawdown Report by Voucher Number - Vouchers Submitted to Locoes - CDBG
 FY 2019 (7/1/2019 thru 6/30/2020)

Voucher Number	Line Item	IDIS Proj ID	IDIS Act ID	Voucher Created	Voucher Status	Status Date	LOCOS Send Date	Grant Number	Grant Year	Fund Type	Program	PY	Drawn Amount
6379034	13	54	8363	5/20/2020	Completed	05/21/2020	5/20/2020	B19UC480501	EN	2019	EN	CDBG	\$1,182.26
6379034	14	80	8360	5/20/2020	Completed	05/21/2020	5/20/2020	B19UC480501	EN	2019	EN	CDBG	\$45,650.76
6379034	15	91	8363	5/20/2020	Completed	05/21/2020	5/20/2020	B17UC480501	EN	2017	EN	CDBG	\$9,451.06
6379034	16	91	8363	5/20/2020	Completed	05/21/2020	5/20/2020	B19UC480501	EN	2019	EN	CDBG	\$63,328.79
6380990	1	103	8291	5/28/2020	Completed	05/29/2020	5/28/2020	B19UC480501	EN	2019	EN	CDBG	\$433.62
6380990	2	57	8320	5/28/2020	Completed	05/29/2020	5/28/2020	B19UC480501	EN	2019	EN	CDBG	\$6,403.64
6380990	3	108	8324	5/28/2020	Completed	05/29/2020	5/28/2020	B19UC480501	EN	2019	EN	CDBG	\$1,407.16
6380990	4	77	8325	5/28/2020	Completed	05/29/2020	5/28/2020	B19UC480501	EN	2019	EN	CDBG	\$1,890.61
6380990	5	74	8336	5/28/2020	Completed	05/29/2020	5/28/2020	B19UC480501	EN	2019	EN	CDBG	\$2,378.82
6380990	6	81	8337	5/28/2020	Completed	05/29/2020	5/28/2020	B19UC480501	EN	2019	EN	CDBG	\$7,183.19
6380990	7	93	8335	5/28/2020	Completed	05/29/2020	5/28/2020	B19UC480501	EN	2019	EN	CDBG	\$1,936.66
6380990	8	72	8344	5/28/2020	Completed	05/29/2020	5/28/2020	B19UC480501	EN	2019	EN	CDBG	\$6,164.23
6380990	9	83	8345	5/28/2020	Completed	05/29/2020	5/28/2020	B19UC480501	EN	2019	EN	CDBG	\$4,966.86
6380990	10	66	8350	5/28/2020	Completed	05/29/2020	5/28/2020	B19UC480501	EN	2019	EN	CDBG	\$29,134.35
6382916	1	103	8291	6/4/2020	Completed	06/05/2020	6/4/2020	B19UC480501	EN	2019	EN	CDBG	\$292.46
6382916	2	85	8328	6/4/2020	Completed	06/05/2020	6/4/2020	B19UC480501	EN	2019	EN	CDBG	\$2,539.39
6382916	3	70	8329	6/4/2020	Completed	06/05/2020	6/4/2020	B19UC480501	EN	2019	EN	CDBG	\$375.00
6382916	4	103	8330	6/4/2020	Completed	06/05/2020	6/4/2020	B19UC480501	EN	2019	EN	CDBG	\$170.00
6382916	5	74	8335	6/4/2020	Completed	06/05/2020	6/4/2020	B19UC480501	EN	2019	EN	CDBG	\$333.01
6382916	6	81	8337	6/4/2020	Completed	06/05/2020	6/4/2020	B19UC480501	EN	2019	EN	CDBG	\$4,000.76
6382916	7	93	8338	6/4/2020	Completed	06/05/2020	6/4/2020	B19UC480501	EN	2019	EN	CDBG	\$1,352.52
6382916	8	62	8365	6/4/2020	Completed	06/05/2020	6/4/2020	B19UC480501	EN	2019	EN	CDBG	\$45.05
6382916	8	69	8365	6/4/2020	Completed	06/05/2020	6/4/2020	B19UC480501	EN	2019	EN	CDBG	\$1,113.75
6382916	10	86	8367	6/4/2020	Completed	06/05/2020	6/4/2020	B19UC480501	EN	2019	EN	CDBG	\$1,850.30
6382916	11	96	8368	6/4/2020	Completed	06/05/2020	6/4/2020	B19UC480501	EN	2019	EN	CDBG	\$1,316.70
6382916	12	25	8370	6/4/2020	Completed	06/05/2020	6/4/2020	B19UC480501	EN	2019	EN	CDBG	\$103.95
6382916	13	32	8371	6/4/2020	Completed	06/05/2020	6/4/2020	B19UC480501	EN	2019	EN	CDBG	\$1,247.40
6382916	14	43	8372	6/4/2020	Completed	06/05/2020	6/4/2020	B19UC480501	EN	2019	EN	CDBG	\$635.55
6382916	15	49	8373	6/4/2020	Completed	06/05/2020	6/4/2020	B19UC480501	EN	2019	EN	CDBG	\$134.15
6382916	16	80	8390	6/4/2020	Completed	06/05/2020	6/4/2020	B19UC480501	EN	2019	EN	CDBG	\$35,658.07
6382916	17	91	8393	6/4/2020	Completed	06/05/2020	6/4/2020	B19UC480501	EN	2019	EN	CDBG	\$4,427.39
6382916	18	91	8393	6/4/2020	Completed	06/05/2020	6/4/2020	B17UC480501	EN	2017	EN	CDBG	\$25,584.44
6382916	19	91	8393	6/4/2020	Completed	06/05/2020	6/4/2020	B19UC480501	EN	2019	EN	CDBG	\$10,037.26
6382920	1	103	8291	6/11/2020	Completed	06/05/2020	6/11/2020	B19UC480501	EN	2019	EN	CDBG	\$41,513.06
6384857	1	103	8291	6/11/2020	Completed	06/12/2020	6/11/2020	B19UC480501	EN	2019	EN	CDBG	\$309.48
6384857	2	85	8328	6/11/2020	Completed	06/12/2020	6/11/2020	B19UC480501	EN	2019	EN	CDBG	\$7,505.86
6384861	1	103	8291	6/11/2020	Completed	06/12/2020	6/11/2020	B19UC480501	EN	2019	EN	CDBG	\$41,297.42
63857151	1	103	8261	6/19/2020	Completed	06/20/2020	6/19/2020	B19UC480501	EN	2019	EN	CDBG	\$5,284.81

PR07 - Drawdown Report by Voucher Number - Vouchers Submitted to Locces - CDBG
 FY 2019 (7/1/2019 thru 6/30/2020)

Voucher Number	Line Item	IDIS Project ID	IDIS Act ID	Voucher Created	Voucher Status	Status Date	LOCCS Send Date	Grant Number	Grant Year	Fund Type	Program	PY	Drawn Amount
6387151	2	67	8320	8/19/2020	Completed	06/20/2020	8/19/2020	B19UC480501	2019	EN	CDBG		\$5,381.12
6387151	3	76	8322	8/19/2020	Completed	06/20/2020	8/19/2020	B19UC480501	2019	EN	CDBG		\$2,380.01
6387151	4	108	8324	8/19/2020	Completed	06/20/2020	8/19/2020	B19UC480501	2019	EN	CDBG		\$9,982.48
6387151	5	77	8325	8/19/2020	Completed	06/20/2020	8/19/2020	B19UC480501	2019	EN	CDBG		\$1,058.13
6387151	5	85	8325	8/19/2020	Completed	06/20/2020	8/19/2020	B19UC480501	2019	EN	CDBG		\$2,254.52
6387151	7	70	8329	8/19/2020	Completed	06/20/2020	8/19/2020	B19UC480501	2019	EN	CDBG		\$855.00
6387151	8	100	8330	8/19/2020	Completed	06/20/2020	8/19/2020	B19UC480501	2019	EN	CDBG		\$215.00
6387151	9	101	8334	8/19/2020	Completed	06/20/2020	8/19/2020	B19UC480501	2019	EN	CDBG		\$1,181.28
6387151	10	74	8335	8/19/2020	Completed	06/20/2020	8/19/2020	B19UC480501	2019	EN	CDBG		\$837.25
6387151	11	81	8337	8/19/2020	Completed	06/20/2020	8/19/2020	B19UC480501	2019	EN	CDBG		\$114.46
6387151	12	93	8338	8/19/2020	Completed	06/20/2020	8/19/2020	B19UC480501	2019	EN	CDBG		\$3,122.27
6387151	13	83	8345	8/19/2020	Completed	06/20/2020	8/19/2020	B19UC480501	2019	EN	CDBG		\$6,888.88
6387151	14	82	8356	8/19/2020	Completed	06/20/2020	8/19/2020	B19UC480501	2019	EN	CDBG		\$1,064.74
6387151	15	35	8357	8/19/2020	Completed	06/20/2020	8/19/2020	B19UC480501	2019	EN	CDBG		\$289.20
6387151	16	97	8360	8/19/2020	Completed	06/20/2020	8/19/2020	B19UC480501	2019	EN	CDBG		\$2,443.90
6387151	17	11	8361	8/19/2020	Completed	06/20/2020	8/19/2020	B19UC480501	2019	EN	CDBG		\$152.45
6387151	18	25	8362	8/19/2020	Completed	06/20/2020	8/19/2020	B19UC480501	2019	EN	CDBG		\$1,005.34
6387151	20	44	8364	8/19/2020	Completed	06/20/2020	8/19/2020	B19UC480501	2019	EN	CDBG		\$439.34
6387151	21	69	8366	8/19/2020	Completed	06/20/2020	8/19/2020	B19UC480501	2019	EN	CDBG		\$1,070.00
6387151	22	85	8367	8/19/2020	Completed	06/20/2020	8/19/2020	B19UC480501	2019	EN	CDBG		\$60.50
6387151	23	96	8368	8/19/2020	Completed	06/20/2020	8/19/2020	B19UC480501	2019	EN	CDBG		\$1,258.20
6387151	24	26	8370	8/19/2020	Completed	06/20/2020	8/19/2020	B19UC480501	2019	EN	CDBG		\$99.00
6387151	25	32	8371	8/19/2020	Completed	06/20/2020	8/19/2020	B19UC480501	2019	EN	CDBG		\$352.45
6387151	26	43	8372	8/19/2020	Completed	06/20/2020	8/19/2020	B19UC480501	2019	EN	CDBG		\$599.70
6387151	27	91	8404	8/19/2020	Completed	06/20/2020	8/19/2020	B19UC480501	2019	EN	CDBG		\$18,030.56
6387151	1	103	8281	8/19/2020	Completed	06/20/2020	8/19/2020	B19UC480501	2019	EN	CDBG		\$45,918.32
6389050	1	103	8291	8/25/2020	Completed	06/26/2020	8/25/2020	B19UC480501	2019	EN	CDBG		\$316.74
6389050	2	66	8319	8/25/2020	Completed	06/26/2020	8/25/2020	B19UC480501	2019	EN	CDBG		\$230.00
6389050	3	67	8320	8/25/2020	Completed	06/26/2020	8/25/2020	B19UC480501	2019	EN	CDBG		\$5,889.54
6389050	4	86	8323	8/25/2020	Completed	06/26/2020	8/25/2020	B19UC480501	2019	EN	CDBG		\$1,761.86
6389050	5	77	8325	8/25/2020	Completed	06/26/2020	8/25/2020	B19UC480501	2019	EN	CDBG		\$3,109.16
6389050	6	73	8327	8/25/2020	Completed	06/26/2020	8/25/2020	B19UC480501	2019	EN	CDBG		\$19,906.98
6389050	7	85	8328	8/25/2020	Completed	06/26/2020	8/25/2020	B19UC480501	2019	EN	CDBG		\$1,004.37
6389050	8	91	8341	8/25/2020	Completed	06/26/2020	8/25/2020	B19UC480501	2019	EN	CDBG		\$2,343.27
6389050	8	23	8342	8/25/2020	Completed	06/26/2020	8/25/2020	B19UC480501	2019	EN	CDBG		\$2,306.04
6389050	10	67	8347	8/25/2020	Completed	06/26/2020	8/25/2020	B19UC480501	2019	EN	CDBG		\$4,015.33
6389050	11	71	8348	8/25/2020	Completed	06/26/2020	8/25/2020	B19UC480501	2019	EN	CDBG		\$2,162.53

PR07 - Drawdown Report by Voucher Number - Vouchers Submitted to Loccos - CDBG
 FY 2019 (7/1/2019 thru 6/30/2020)

Voucher Number	Line Item	IDIS Project ID	IDIS Act ID	Voucher Created	Voucher Status	Status Date	LOCCS Send Date	Grant Number	Grant Year	Fund Type	Program	FY	Drawn Amount
6389050	12	87	8349	5/25/2020	Completed	06/26/2020	6/25/2020	B19UC480501	2019	EN	CDBG		\$13,459.48
6389050	13	12	8351	5/25/2020	Completed	06/26/2020	6/25/2020	B19UC480501	2019	EN	CDBG		\$10,000.00
6389050	14	24	8352	5/25/2020	Completed	06/26/2020	6/25/2020	B19UC480501	2019	EN	CDBG		\$10,000.00
													\$6,890,735.50

2019 DRAWS	\$6,890,735.50
(-) PRIOR YEAR	-\$19,588.92
TOTAL DRAWS	\$6,871,046.58

IDIS PR07

CDBG

**Program Income
(PI DRAWS)**

PR07 - Drawdown Report by Voucher Number - Vouchers Submitted to Loccs - CDBG
 FY 2019 (7/1/2019 thru 6/30/2020)

Voucher Number	Line Item	IDIS Project ID	IDIS Project Act ID	Voucher Created	Voucher Status	Status Date	LOCCS Send Date	Grant Number	Grant Year	Fund Type	Program	PY	Drawn Amount
6362413	1	38	5389	3/19/2020	Completed	03/19/2020	3/19/2020	B19UC480501	PI	2019	CDBG		\$35,625.00
6389574	1	38	5389	4/18/2020	Completed	04/16/2020	4/18/2020	B19UC480501	PI	2019	CDBG		\$1,555.20
													\$37,180.20

IDIS PR07

**Drawdown Report by Voucher
Number - Vouchers Submitted to
LOCCS**

HOME PROGRAM

IDIS PR07

**Drawdown Report by Voucher
Number - Vouchers Submitted to
LOCCS**

Grant: HOME

ALL DRAWS

PR 07 Drawdown Report by Voucher Number - Vouchers Submitted to Loccs - HOME
 FY 2019 (7/1/2019 thru 6/30/2020)

Voucher Number	Line Item	IDIS Project ID	IDIS Ac. ID	Voucher Created	Voucher Status	Status Date	LOCES Send Date	Grant Number	Grant Year	Fund Type	Recipient TIN	Payee TIN	Program	FY	Drawn Amount
6282328	1	2	8270	7/3/2019	Completed	07/04/2019	7/3/2019	M17UC480501	EN	2017	EN	745000717	HOME		\$33,450.00
6282329	2	2	8281	7/3/2019	Completed	07/04/2019	7/3/2019	M17UC480501	EN	2017	EN	748000717	HOME		\$25,980.00
6284396	1	2	8274	7/11/2019	Completed	07/12/2019	7/11/2019	M17UC480501	EN	2017	EN	748000717	HOME		\$25,169.20
6284398	2	2	8270	7/11/2019	Completed	07/12/2019	7/11/2019	M17UC480501	EN	2017	EN	748000717	HOME		\$727.20
6284399	3	1	8163	7/11/2019	Completed	07/12/2019	7/11/2019	M18UC480501	AD	2018	AD	748000717	HOME		\$1,639.90
6284402	2	1	8163	7/11/2019	Completed	07/12/2019	7/11/2019	M18UC480501	AD	2018	AD	748000717	HOME		\$8,961.07
6289818	1	3	8269	7/18/2019	Completed	07/19/2019	7/18/2019	M18UC480501	CR	2018	CR	745000717	HOME		\$13,854.34
6289818	2	3	8271	7/18/2019	Completed	07/19/2019	7/18/2019	M18UC480501	CR	2018	CR	745000717	HOME		\$14,250.00
6289821	1	2	8275	7/18/2019	Completed	07/19/2019	7/18/2019	M17UC480501	EN	2017	EN	748000717	HOME		\$93,950.00
6289821	2	110	8283	7/18/2019	Completed	07/19/2019	7/18/2019	M17UC480501	EN	2017	EN	748000717	HOME		\$27,580.00
6289821	3	1	8163	7/18/2019	Completed	07/19/2019	7/18/2019	M18UC480501	AD	2018	AD	748000717	HOME		\$449.33
6289821	4	1	8163	7/18/2019	Completed	07/19/2019	7/18/2019	M18UC480501	AD	2018	AD	748000717	HOME		\$9,144.95
6293828	1	1	8163	7/25/2019	Completed	07/26/2019	7/25/2019	M18UC480501	AD	2018	AD	748000717	HOME		\$9,107.85
6293828	2	1	8163	7/25/2019	Completed	07/26/2019	7/25/2019	M18UC480501	AD	2018	AD	748000717	HOME		\$32,460.00
6291845	1	2	8281	8/1/2019	Completed	08/02/2019	8/1/2019	M17UC480501	EN	2017	EN	745000717	HOME		\$7,919.20
6291845	2	2	8275	8/1/2019	Completed	08/02/2019	8/1/2019	M17UC480501	EN	2017	EN	746000717	HOME		\$10,023.07
6291845	3	1	8163	8/1/2019	Completed	08/02/2019	8/1/2019	M18UC480501	AD	2018	AD	748000717	HOME		\$7,850.00
6295826	1	110	8283	8/9/2019	Completed	08/12/2019	8/9/2019	M19UC480501	PI	2019	PI	748000717	HOME		\$26,550.00
6295826	2	1	8163	8/9/2019	Completed	08/13/2019	8/9/2019	M17UC480501	EN	2017	EN	748000717	HOME		\$1,458.44
6295826	3	1	8163	8/9/2019	Completed	08/13/2019	8/9/2019	M18UC480501	AD	2018	AD	748000717	HOME		\$8,308.33
6295779	1	2	8274	8/15/2019	Completed	08/15/2019	8/15/2019	M19UC480501	IJ	2019	IJ	745000717	HOME		\$1,769.67
6295780	1	2	8274	8/15/2019	Completed	08/15/2019	8/15/2019	M19UC480501	HP	2019	HP	745000717	HOME		\$1,000.00
6295783	1	2	8275	8/15/2019	Completed	08/16/2019	8/15/2019	M17UC480501	EN	2017	EN	746000717	HOME		\$9,156.88
6295783	2	2	8270	8/15/2019	Completed	08/16/2019	8/15/2019	M17UC480501	EN	2017	EN	748000717	HOME		\$8,850.00
6295783	3	2	8274	8/15/2019	Completed	08/16/2019	8/15/2019	M17UC480501	EN	2017	EN	748000717	HOME		\$2,730.33
6295783	4	1	8163	8/15/2019	Completed	08/16/2019	8/15/2019	M18UC480501	AD	2018	AD	748000717	HOME		\$1,359.20
6298175	1	2	8270	8/22/2019	Completed	08/23/2019	8/22/2019	M17UC480501	EN	2017	EN	746000717	HOME		\$1,069.83
6298175	2	2	8274	8/22/2019	Completed	08/23/2019	8/22/2019	M17UC480501	EN	2017	EN	746000717	HOME		\$1,190.12
6298175	3	1	8163	8/22/2019	Completed	08/23/2019	8/22/2019	M18UC480501	AD	2018	AD	746000717	HOME		\$24.05
6298179	2	1	8163	8/22/2019	Completed	08/23/2019	8/22/2019	M18UC480501	AD	2018	AD	746000717	HOME		\$8,571.09
6298890	1	3	8294	8/28/2019	Completed	08/29/2019	8/28/2019	M18UC480501	CR	2018	CR	746000717	HOME		\$4,650.00
6298891	1	110	8286	8/28/2019	Completed	08/29/2019	8/28/2019	M17UC480501	EN	2017	EN	746000717	HOME		\$8,355.95
6298891	2	110	8286	8/28/2019	Completed	08/29/2019	8/28/2019	M17UC480501	EN	2017	EN	746000717	HOME		\$4,390.84
6298891	3	110	8289	8/28/2019	Completed	08/29/2019	8/28/2019	M17UC480501	EN	2017	EN	746000717	HOME		\$10,980.85
6298891	4	110	8290	8/28/2019	Completed	08/29/2019	8/28/2019	M17UC480501	EN	2017	EN	746000717	HOME		\$17,687.66
8302147	1	1	8163	9/5/2019	Completed	09/07/2019	9/5/2019	M18UC480501	AD	2018	AD	746000717	HOME		\$2,220.18
8302147	2	2	8275	9/5/2019	Completed	09/07/2019	9/5/2019	M17UC480501	EN	2017	EN	746000717	HOME		\$6,790.00
8302147	3	2	8261	9/5/2019	Completed	09/07/2019	9/5/2019	M17UC480501	EN	2017	EN	746000717	HOME		\$7,209.20

FR 07 Drawdown Report by Voucher Number - Vouchers Submitted to Loccs - HOME
 FY 2019 (7/1/2019 thru 6/30/2020)

Voucher Number	Line Item	IDIS Project ID	IDIS Act ID	Voucher Created	Voucher Status	Status Date	LOCCS Send Date	Grant Number	Grant Year	Fund Type	Recipient TIN	Payee TIN	Program	PY	Drawn Amount
6304213	1	1	8163	9/12/2019	Completed	09/13/2019	9/12/2019	M18UC480501	AD	2018	AD	746000717	HOME		\$2,700.98
6304216	2	1	8163	9/12/2019	Completed	09/13/2019	9/12/2019	M18UC480501	AD	2018	AD	746000717	HOME		\$8,054.75
6306480	1	1	8163	9/19/2019	Completed	09/20/2019	9/19/2019	M18UC480501	AD	2018	AD	746000717	HOME		\$1,489.91
6306485	2	1	8163	9/19/2019	Completed	09/20/2019	9/19/2019	M18UC480501	AD	2018	AD	746000717	HOME		\$9,433.56
6306725	1	1	8163	9/26/2019	Completed	09/27/2019	9/26/2019	M18UC480501	AD	2018	AD	746000717	HOME		\$479.33
6306725	2	110	8287	9/26/2019	Completed	09/27/2019	9/26/2019	M17UC480501	EN	2017	EN	746000717	HOME		\$349.00
6306725	3	110	8288	9/26/2019	Completed	09/27/2019	9/26/2019	M17UC480501	EN	2017	EN	746000717	HOME		\$5,121.21
6306725	4	110	8289	9/26/2019	Completed	09/27/2019	9/26/2019	M17UC480501	EN	2017	EN	746000717	HOME		\$1,340.00
6308725	5	110	8290	9/26/2019	Completed	09/27/2019	9/26/2019	M17UC480501	EN	2017	EN	746000717	HOME		\$2,028.93
6308725	6	104	8292	9/26/2019	Completed	09/27/2019	9/26/2019	M19UC480501	AD	2018	AD	746000717	HOME		\$1,942.37
6311120	1	110	8283	10/3/2019	Completed	10/4/2019	10/3/2019	M17UC480501	EN	2017	EN	746000717	HOME		\$6,890.00
6311120	2	104	8292	10/3/2019	Completed	10/4/2019	10/3/2019	M19UC480501	AD	2018	AD	746000717	HOME		\$9,738.78
6312787	1	104	8292	10/9/2019	Completed	10/10/2019	10/9/2019	M19UC480501	AD	2018	AD	746000717	HOME		\$277.58
6315288	1	2	8275	10/17/2019	Completed	10/18/2019	10/17/2019	M17UC480501	EN	2017	EN	746000717	HOME		\$218.85
6315288	2	104	8292	10/17/2019	Completed	10/18/2019	10/17/2019	M19UC480501	AD	2018	AD	746000717	HOME		\$0,441.34
6315288	3	104	8292	10/17/2019	Completed	10/18/2019	10/17/2019	M19UC480501	AD	2018	AD	746000717	HOME		\$9,550.70
6317778	1	104	8292	10/24/2019	Completed	10/25/2019	10/24/2019	M19UC480501	AD	2018	AD	746000717	HOME		\$2,497.52
6317778	2	3	8314	10/24/2019	Completed	10/25/2019	10/24/2019	M18UC480501	CR	2018	CR	746000717	HOME		\$13,423.50
6320205	1	104	8292	11/1/2019	Completed	11/02/2019	11/1/2019	M19UC480501	AD	2018	AD	746000717	HOME		\$114.06
6320205	2	110	8276	11/1/2019	Completed	11/02/2019	11/1/2019	M19UC480501	CR	2017	CR	746000717	HOME		\$10,834.26
6320207	1	110	8277	11/1/2019	Completed	11/02/2019	11/1/2019	M19UC480501	CR	2017	CR	746000717	HOME		\$13,647.59
6320207	2	110	8278	11/1/2019	Completed	11/02/2019	11/1/2019	M19UC480501	CR	2017	CR	746000717	HOME		\$10,864.20
6320207	3	110	8285	11/1/2019	Completed	11/02/2019	11/1/2019	M19UC480501	CR	2017	CR	746000717	HOME		\$36,856.02
6320207	4	110	8285	11/1/2019	Completed	11/02/2019	11/1/2019	M19UC480501	CR	2017	CR	746000717	HOME		\$3,323.00
6320209	1	3	8264	11/1/2019	Completed	11/02/2019	11/1/2019	M18UC480501	CR	2018	CR	746000717	HOME		\$9,155.48
6320219	3	104	8292	11/1/2019	Completed	11/02/2019	11/1/2019	M19UC480501	AD	2018	AD	746000717	HOME		\$355.03
6320219	4	104	8292	11/1/2019	Completed	11/02/2019	11/1/2019	M19UC480501	AD	2018	AD	746000717	HOME		\$27,200.00
6320219	5	104	8292	11/1/2019	Completed	11/02/2019	11/1/2019	M19UC480501	AD	2018	AD	746000717	HOME		\$9,214.59
6320219	6	104	8292	11/1/2019	Completed	11/02/2019	11/1/2019	M19UC480501	AD	2018	AD	746000717	HOME		\$9,370.89
6320219	7	104	8292	11/1/2019	Completed	11/02/2019	11/1/2019	M19UC480501	AD	2018	AD	746000717	HOME		\$100.00
6326154	1	2	8281	11/21/2019	Completed	11/22/2019	11/21/2019	M17UC480501	EN	2017	EN	746000717	HOME		\$965.19
6326154	2	2	8281	11/21/2019	Completed	11/22/2019	11/21/2019	M18UC480501	EN	2018	EN	746000717	HOME		\$719.20
6326154	3	110	8283	11/21/2019	Completed	11/22/2019	11/21/2019	M17UC480501	EN	2017	EN	746000717	HOME		\$291.59
6326154	4	110	8283	11/21/2019	Completed	11/22/2019	11/21/2019	M17UC480501	EN	2017	EN	746000717	HOME		\$25.94
6326154	5	104	8292	11/21/2019	Completed	11/22/2019	11/21/2019	M19UC480501	AD	2018	AD	746000717	HOME		\$27,320.00
6326154	6	105	8316	11/21/2019	Completed	11/22/2019	11/21/2019	M17UC480501	EN	2017	EN	746000717	HOME		\$27,160.00
6326154	7	105	8317	11/21/2019	Completed	11/22/2019	11/21/2019	M17UC480501	EN	2017	EN	746000717	HOME		\$27,560.00
6326154	8	105	8318	11/21/2019	Completed	11/22/2019	11/21/2019	M18UC480501	EN	2018	EN	746000717	HOME		\$2,110.72
6327303	1	104	8292	11/26/2019	Completed	11/27/2019	11/26/2019	M19UC480501	AD	2018	AD	746000717	HOME		\$2,110.72

FR 07 Drawdown Report by Voucher Number - Vouchers Submitted to Loccs - HOME
 FY 2019 (7/1/2019 thru 6/30/2020)

Voucher Number	Line Item	IDIS Project ID	IDIS Act ID	Voucher Created	Voucher Status	Status Date	LOCCS Seed Date	Grant Number	Grant Year	Fund Type	Recipient TIN	Payee TIN	Program	FY	Drawn Amount
6332869	1	104	8292	12/05/2019	Completed	12/05/2019	12/05/2019	M19UC480501	AD	2019	AD	746000717	HOME		\$953.26
6332880	1	3	8375	12/05/2019	Completed	12/05/2019	12/05/2019	M18UC480501	CR	2018	GR	746000717	HOME		\$13,232.75
6332881	1	104	8292	12/12/2019	Completed	12/13/2019	12/13/2019	M19UC480501	AD	2019	AD	746000717	HOME		\$10.12
6332882	2	105	8315	12/12/2019	Completed	12/13/2019	12/13/2019	M17UC480501	EN	2017	EN	746000717	HOME		\$34,000.00
6332883	3	105	8316	12/12/2019	Completed	12/13/2019	12/13/2019	M17UC480501	EN	2017	EN	746000717	HOME		\$34,150.00
6332884	4	105	8317	12/12/2019	Completed	12/13/2019	12/13/2019	M17UC480501	EN	2017	EN	746000717	HOME		\$33,950.00
6332885	3	104	8292	12/12/2019	Completed	12/13/2019	12/13/2019	M19UC480501	AD	2019	AD	746000717	HOME		\$6,592.03
6334471	1	3	8376	12/19/2019	Completed	12/20/2019	12/19/2019	M18UC480501	CR	2018	GR	746000717	HOME		\$9,459.25
6334475	2	104	8292	12/19/2019	Completed	12/20/2019	12/19/2019	M19UC480501	AD	2019	AD	746000717	HOME		\$9,540.72
6334508	1	104	8292	12/19/2019	Completed	12/20/2019	12/19/2019	M19UC480501	AD	2019	AD	746000717	HOME		\$265.26
6334509	2	105	8318	12/19/2019	Completed	12/20/2019	12/19/2019	M17UC480501	EN	2017	EN	746000717	HOME		\$34,450.00
6339527	1	104	8292	1/9/2020	Completed	01/10/2020	1/9/2020	M18UC480501	AD	2018	AD	746000717	HOME		\$583.85
6339528	1	111	8276	1/9/2020	Completed	01/11/2020	1/09/2020	M17UC480501	CR	2017	CR	742603516	HOME		\$25,417.02
6339529	2	111	8277	1/9/2020	Completed	01/11/2020	1/09/2020	M17UC480501	CR	2017	CR	742603516	HOME		\$32,598.48
6339529	3	111	8278	1/9/2020	Completed	01/11/2020	1/09/2020	M17UC480501	CR	2017	CR	742603516	HOME		\$25,417.02
6339529	4	111	8286	1/9/2020	Completed	01/11/2020	1/09/2020	M17UC480501	CR	2017	CR	742603516	HOME		\$9,439.52
6339531	3	104	8292	1/9/2020	Completed	01/10/2020	1/9/2020	M19UC480501	AD	2019	AD	746000717	HOME		\$9,641.18
5344050	1	104	8292	1/24/2020	Completed	01/25/2020	1/24/2020	M18UC480501	AD	2018	AD	746000717	HOME		\$27.25
5344055	1	3	8264	1/24/2020	Completed	01/25/2020	1/24/2020	M18UC480501	CR	2018	CR	746000717	HOME		\$15,324.00
5344056	1	104	8292	1/24/2020	Completed	01/25/2020	1/24/2020	M19UC480501	AD	2019	AD	746000717	HOME		\$435.58
5348501	1	105	8317	2/6/2020	Completed	02/06/2020	2/6/2020	M19UC480501	PI	2019	PI	746000717	HOME		\$6,750.00
5348501	2	105	8318	2/6/2020	Completed	02/06/2020	2/6/2020	M19UC480501	PI	2019	PI	746000717	HOME		\$6,850.00
5348520	1	104	8292	2/6/2020	Completed	02/07/2020	2/6/2020	M19UC480501	AD	2019	AD	746000717	HOME		\$1,391.26
5348520	2	105	8315	2/6/2020	Completed	02/07/2020	2/6/2020	M17UC480501	EN	2017	EN	746000717	HOME		\$6,830.00
5348520	3	105	8316	2/6/2020	Completed	02/07/2020	2/6/2020	M17UC480501	EN	2017	EN	746000717	HOME		\$6,830.00
5348522	3	104	8292	2/6/2020	Completed	02/07/2020	2/6/2020	M19UC480501	AD	2019	AD	746000717	HOME		\$10,217.87
5348530	1	104	8292	2/6/2020	Completed	02/06/2020	2/6/2020	M18UC480501	PA	2018	PA	746000717	HOME		\$1,520.00
5352992	1	104	8292	2/20/2020	Completed	02/22/2020	2/20/2020	M19UC480501	AD	2019	AD	746000717	HOME		\$1,559.79
5352993	2	3	8381	2/20/2020	Completed	02/22/2020	2/20/2020	M18UC480501	CR	2018	CR	746000717	HOME		\$5,455.75
5352994	1	104	8292	2/20/2020	Completed	02/22/2020	2/20/2020	M18UC480501	AD	2018	AD	746000717	HOME		\$30.71
5352997	3	104	8292	2/20/2020	Completed	02/22/2020	2/20/2020	M18UC480501	AD	2018	AD	746000717	HOME		\$7,572.86
5352998	3	104	8292	2/20/2020	Completed	02/22/2020	2/20/2020	M19UC480501	AD	2019	AD	746000717	HOME		\$10,350.88
5357748	1	104	8292	3/5/2020	Completed	03/06/2020	3/5/2020	M19UC480501	AD	2019	AD	746000717	HOME		\$1,378.78
5362428	1	104	8292	3/19/2020	Completed	03/20/2020	3/19/2020	M19UC480501	AD	2019	AD	746000717	HOME		\$728.94
5362428	2	105	8317	3/19/2020	Completed	03/20/2020	3/19/2020	M17UC480501	EN	2017	EN	746000717	HOME		\$697.28
5362428	3	105	8318	3/19/2020	Completed	03/20/2020	3/19/2020	M18UC480501	EN	2018	EN	746000717	HOME		\$697.28
5362429	1	3	8375	3/19/2020	Completed	03/20/2020	3/19/2020	M18UC480501	CR	2018	CR	746000717	HOME		\$13,232.75

PR 07 Drawdown Report by Voucher Number - Vouchers Submitted to Loccs - HOME
 FY 2019 (7/1/2019 thru 6/30/2020)

Voucher Number	Line Item ID	IDIS Project ID	Voucher Created	Voucher Status	Status Date	LOCOS Send Date	Grant Number	Grant Year	Fund Type	Recipient TIN	Payee TIN	Program	FY	Drawn Amount
6362423	2	3	8376	3/19/2020	Completed	03/20/2020	3/19/2020	M18UC-80501	CR	2018	CR	HOME	2018	\$9,269.25
6362431	1	3	8273	3/19/2020	Completed	03/20/2020	3/19/2020	M18UC-80501	CR	2018	CR	HOME	2018	\$2,678.32
6362431	2	111	8276	3/19/2020	Completed	03/20/2020	3/19/2020	M17UC-80501	CR	2017	CR	HOME	2017	\$17,328.33
6362431	3	111	8277	3/19/2020	Completed	03/20/2020	3/19/2020	M17UC-80501	CR	2017	CR	HOME	2017	\$21,428.09
6362431	4	111	8278	3/19/2020	Completed	03/20/2020	3/19/2020	M17UC-80501	CR	2017	CR	HOME	2017	\$17,947.08
6362431	5	111	8286	3/19/2020	Completed	03/20/2020	3/19/2020	M17UC-80501	CR	2017	CR	HOME	2017	\$1,387.99
6362433	3	104	8292	3/19/2020	Completed	03/20/2020	3/19/2020	M18UC-80501	AD	2018	AD	HOME	2018	\$9,081.14
6366909	1	3	8314	4/16/2020	Completed	04/02/2020	4/16/2020	M18UC-80501	PI	2018	PI	HOME	2018	\$32,261.15
6366976	1	2	8365	4/16/2020	Completed	04/16/2020	4/16/2020	M19UC-80501	PI	2019	PI	HOME	2019	\$27,400.00
6366976	2	2	8366	4/16/2020	Completed	04/16/2020	4/16/2020	M19UC-80501	PI	2019	PI	HOME	2019	\$21,400.00
6366976	3	2	8357	4/16/2020	Completed	04/16/2020	4/16/2020	M19UC-80501	PI	2019	PI	HOME	2019	\$26,000.00
6366976	4	104	8292	4/16/2020	Completed	04/16/2020	4/16/2020	M19UC-80501	PA	2019	PA	HOME	2019	\$6,311.11
637436	1	2	8358	5/12/2020	Completed	05/02/2020	5/12/2020	M19UC-80501	PI	2019	PI	HOME	2019	\$27,200.00
637436	2	2	8400	5/12/2020	Completed	05/01/2020	5/12/2020	M19UC-80501	PI	2019	PI	HOME	2019	\$17,440.48
637436	3	104	8292	5/12/2020	Completed	05/01/2020	5/12/2020	M19UC-80501	PA	2019	PA	HOME	2019	\$4,960.08
6374201	1	110	8283	5/12/2020	Completed	05/02/2020	5/12/2020	M18UC-80501	EN	2018	EN	HOME	2018	\$718.20
6374201	2	104	8292	5/12/2020	Completed	05/02/2020	5/12/2020	M19UC-80501	AD	2019	AD	HOME	2019	\$233.20
6374201	3	105	8315	5/12/2020	Completed	05/02/2020	5/12/2020	M17UC-80501	EN	2017	EN	HOME	2017	\$657.26
6374201	4	105	8316	5/12/2020	Completed	05/02/2020	5/12/2020	M17UC-80501	EN	2017	EN	HOME	2017	\$697.26
6374201	5	2	8359	5/12/2020	Completed	05/02/2020	5/12/2020	M18UC-80501	EN	2018	EN	HOME	2018	\$27,300.00
6374201	6	2	8400	5/12/2020	Completed	05/02/2020	5/12/2020	M18UC-80501	EN	2018	EN	HOME	2018	\$11,159.52
6374202	1	111	8276	5/12/2020	Completed	05/02/2020	5/12/2020	M17UC-80501	CR	2017	CR	HOME	2017	\$19,381.63
6374203	1	110	8283	5/12/2020	Completed	05/02/2020	5/12/2020	M18UC-80501	EN	2018	EN	HOME	2018	\$10,275.00
6374205	3	104	8292	5/12/2020	Completed	05/02/2020	5/12/2020	M19UC-80501	AD	2019	AD	HOME	2019	\$5,634.53
6374205	3	104	8292	5/12/2020	Completed	05/02/2020	5/12/2020	M19UC-80501	AD	2019	AD	HOME	2019	\$11,751.04
6375978	1	110	8283	5/8/2020	Completed	05/09/2020	5/8/2020	M17UC-80501	EN	2017	EN	HOME	2017	\$87.58
6375978	2	104	8292	5/8/2020	Completed	05/09/2020	5/8/2020	M19UC-80501	AD	2019	AD	HOME	2019	\$120.28
6375978	3	105	8315	5/8/2020	Completed	05/09/2020	5/8/2020	M17UC-80501	EN	2017	EN	HOME	2017	\$1,313.56
6375978	4	105	8316	5/8/2020	Completed	05/09/2020	5/8/2020	M17UC-80501	EN	2017	EN	HOME	2017	\$1,274.76
6375978	5	105	8317	5/8/2020	Completed	05/09/2020	5/8/2020	M17UC-80501	EN	2017	EN	HOME	2017	\$1,186.70
6375978	6	105	8318	5/8/2020	Completed	05/09/2020	5/8/2020	M17UC-80501	EN	2017	EN	HOME	2017	\$1,150.86
6375979	1	104	8292	5/8/2020	Completed	05/09/2020	5/8/2020	M19UC-80501	AD	2019	AD	HOME	2019	\$6,234.27
6375980	1	104	8292	5/8/2020	Completed	05/09/2020	5/8/2020	M19UC-80501	AD	2019	AD	HOME	2019	\$9,865.26
6375981	2	104	8292	5/8/2020	Completed	05/09/2020	5/8/2020	M19UC-80501	AD	2019	AD	HOME	2019	\$11,333.27
6377625	1	2	8365	5/14/2020	Completed	05/15/2020	5/14/2020	M18UC-80501	EN	2018	EN	HOME	2018	\$34,250.00
6377625	2	2	8367	5/14/2020	Completed	05/15/2020	5/14/2020	M18UC-80501	EN	2018	EN	HOME	2018	\$32,500.00
6377625	3	2	8401	5/14/2020	Completed	05/15/2020	5/14/2020	M17UC-80501	EN	2017	EN	HOME	2017	\$6,772.89
6377625	4	2	8401	5/14/2020	Completed	05/15/2020	5/14/2020	M18UC-80501	EN	2018	EN	HOME	2018	\$20,427.31

PR 07 Drawdown Report by Voucher Number - Vouchers Submitted to Loans - HOME
 FY 2019 (7/1/2019 thru 6/30/2020)

Voucher Number	Line Item	DIS Project ID	D/S Act ID	Voucher Created	Voucher Status	Status Date	LOCOS Send Date	Grant Number	Grant Fund Type	Recipient TIN	Payee TIN	Program	PY	Drawn Amount			
6377629	5		2	8402	5/14/2020	Completed	05/15/2020	5/14/2020	MT18UC480501	EN	2018	EN	746000717	746000717	HOME		\$27,800.00
6377629	6		2	8403	5/14/2020	Completed	05/15/2020	5/14/2020	MT18UC480501	EN	2018	EN	746000717	746000717	HOME		\$26,900.00
6380992	1		2	8395	5/25/2020	Completed	05/29/2020	5/28/2020	MT18UC480501	EN	2018	EN	746000717	746000717	HOME		\$1,517.25
6380992	2		2	8396	5/28/2020	Completed	05/29/2020	5/28/2020	MT18UC480501	EN	2018	EN	746000717	746000717	HOME		\$27,502.76
6380992	3		2	8397	5/28/2020	Completed	05/29/2020	5/28/2020	MT18UC480501	EN	2018	EN	746000717	746000717	HOME		\$1,490.06
6380992	4		2	8398	5/28/2020	Completed	05/29/2020	5/28/2020	MT18UC480501	EN	2018	EN	746000717	746000717	HOME		\$35,370.62
6380992	5		2	8399	5/28/2020	Completed	05/29/2020	5/28/2020	MT18UC480501	EN	2018	EN	746000717	746000717	HOME		\$34,989.45
6380992	6		2	8400	5/28/2020	Completed	05/29/2020	5/28/2020	MT18UC480501	EN	2018	EN	746000717	746000717	HOME		\$37,281.10
6380992	7		2	8401	5/28/2020	Completed	05/29/2020	5/28/2020	MT18UC480501	EN	2018	EN	746000717	746000717	HOME		\$1,368.67
6380992	8		2	8402	5/28/2020	Completed	05/29/2020	5/28/2020	MT18UC480501	EN	2018	EN	746000717	746000717	HOME		\$1,382.21
6380993	1		111	8277	5/28/2020	Completed	05/29/2020	5/28/2020	MT18UC480501	CR	2017	CR	742539516	746000717	HOME		\$24,399.35
6380993	2		111	8278	5/28/2020	Completed	05/29/2020	5/28/2020	MT18UC480501	CR	2017	CR	742539516	746000717	HOME		\$20,188.54
6382917	1		2	8270	6/4/2020	Completed	06/05/2020	6/4/2020	MT18UC480501	EN	2018	EN	746000717	746000717	HOME		\$631.72
6382917	2		2	8274	6/4/2020	Completed	06/05/2020	6/4/2020	MT18UC480501	EN	2018	EN	746000717	746000717	HOME		\$791.78
6382917	3		2	8275	6/4/2020	Completed	06/05/2020	6/4/2020	MT18UC480501	EN	2018	EN	746000717	746000717	HOME		\$812.85
6382917	4		2	8281	6/4/2020	Completed	06/05/2020	6/4/2020	MT18UC480501	EN	2018	EN	746000717	746000717	HOME		\$881.44
6382917	5		110	8283	6/4/2020	Completed	06/05/2020	6/4/2020	MT18UC480501	EN	2018	EN	746000717	746000717	HOME		\$934.16
6382917	6		2	8355	6/4/2020	Completed	06/05/2020	6/4/2020	MT18UC480501	EN	2018	EN	746000717	746000717	HOME		\$6,360.00
6382917	7		2	8356	6/4/2020	Completed	06/05/2020	6/4/2020	MT18UC480501	EN	2018	EN	746000717	746000717	HOME		\$653.71
6382917	8		2	8357	6/4/2020	Completed	06/05/2020	6/4/2020	MT18UC480501	EN	2018	EN	746000717	746000717	HOME		\$6,500.00
6382917	9		2	8368	6/4/2020	Completed	06/05/2020	6/4/2020	MT18UC480501	EN	2018	EN	746000717	746000717	HOME		\$6,800.00
6382917	10		2	8369	6/4/2020	Completed	06/05/2020	6/4/2020	MT18UC480501	EN	2018	EN	746000717	746000717	HOME		\$803.72
6382917	11		2	8400	6/4/2020	Completed	06/05/2020	6/4/2020	MT18UC480501	EN	2018	EN	746000717	746000717	HOME		\$7,150.00
6382917	12		2	8403	6/4/2020	Completed	06/05/2020	6/4/2020	MT18UC480501	EN	2018	EN	746000717	746000717	HOME		\$1,513.87
6382917	1		3	8254	6/4/2020	Completed	06/05/2020	6/4/2020	MT18UC480501	CR	2018	CR		746000717	HOME		\$22,577.00
6382917	2		3	8381	6/4/2020	Completed	06/05/2020	6/4/2020	MT18UC480501	CR	2018	CR		746000717	HOME		\$5,456.75
6382917	3		3	8382	6/4/2020	Completed	06/05/2020	6/4/2020	MT18UC480501	CR	2018	CR		746000717	HOME		\$11,698.59
6384858	1		109	8315	6/11/2020	Completed	06/12/2020	6/11/2020	MT18UC480501	EN	2018	EN	746000717	746000717	HOME		\$838.89
6384858	2		2	8396	6/11/2020	Completed	06/12/2020	6/11/2020	MT18UC480501	EN	2018	EN	746000717	746000717	HOME		\$5,350.00
6384858	3		2	8399	6/11/2020	Completed	06/12/2020	6/11/2020	MT18UC480501	EN	2018	EN	746000717	746000717	HOME		\$6,826.00
6384858	4		2	8401	6/11/2020	Completed	06/12/2020	6/11/2020	MT18UC480501	EN	2018	EN	746000717	746000717	HOME		\$34,000.00
6384858	5		2	8402	6/11/2020	Completed	06/12/2020	6/11/2020	MT18UC480501	EN	2018	EN	746000717	746000717	HOME		\$34,500.00
6384858	6		2	8403	6/11/2020	Completed	06/12/2020	6/11/2020	MT18UC480501	EN	2018	EN	746000717	746000717	HOME		\$38,625.00
6384858	7		104	8292	6/11/2020	Completed	06/12/2020	6/11/2020	MT18UC480501	AD	2019	AD	746000717	746000717	HOME		\$416.89
6387183	1		3	8405	6/19/2020	Completed	06/20/2020	6/19/2020	MT18UC480501	CR	2018	CR		746000717	HOME		\$6,878.00
6387183	2		3	8406	6/19/2020	Completed	06/20/2020	6/19/2020	MT18UC480501	CR	2018	CR		746000717	HOME		\$7,138.26
6387183	3		3	8407	6/19/2020	Completed	06/20/2020	6/19/2020	MT18UC480501	CR	2018	CR		746000717	HOME		\$12,148.50
6387183	4		104	8292	6/19/2020	Completed	06/20/2020	6/19/2020	MT18UC480501	AD	2019	AD	746000717	746000717	HOME		\$6,238.48

PR 01 Drawdown Report by Voucher Number - Vouchers Submitted to Locos - HOME
 FY 2019 (7/1/2018 thru 6/30/2020)

Voucher Number	Line Item	IDIS Project ID	IDIS Act ID	Voucher Created	Voucher Status	Status Date	LOCCS Send Date	Grant Number	Grant Year	Fund Type	Recipient TIN	Payee TIN	Program	PY	Drawn Amount
6387201	1	104	8392	6/19/2020	Completed	06/20/2020	6/19/2020	M18UC480501	AD	2018	AD	746000717	HOME		\$578.62
6387201	2	105	8317	6/19/2020	Completed	06/20/2020	6/19/2020	M18UC480501	EN	2018	EN	746000717	HOME		\$668.59
6387201	3	105	8318	6/19/2020	Completed	06/20/2020	6/19/2020	M18UC480501	EN	2018	EN	746000717	HOME		\$892.30
6387201	4	105	8318	6/19/2020	Completed	06/20/2020	6/19/2020	M18UC480501	EN	2018	EN	746000717	HOME		\$877.71
6387201	5	2	8398	6/19/2020	Completed	06/20/2020	6/19/2020	M18UC480501	EN	2018	EN	746000717	HOME		\$1,230.11
6387201	6	2	8398	6/19/2020	Completed	06/20/2020	6/19/2020	M18UC480501	EN	2018	EN	746000717	HOME		\$1,346.83
6387201	7	2	8397	6/19/2020	Completed	06/20/2020	6/19/2020	M18UC480501	EN	2018	EN	746000717	HOME		\$1,244.83
6387201	8	2	8398	6/19/2020	Completed	06/20/2020	6/19/2020	M18UC480501	EN	2018	EN	746000717	HOME		\$1,334.45
6387201	9	2	8398	6/19/2020	Completed	06/20/2020	6/19/2020	M18UC480501	EN	2018	EN	746000717	HOME		\$1,203.23
6387201	10	2	8400	6/19/2020	Completed	06/20/2020	6/19/2020	M18UC480501	EN	2018	EN	746000717	HOME		\$1,288.59
6387201	11	2	8401	6/19/2020	Completed	06/20/2020	6/19/2020	M18UC480501	EN	2018	EN	746000717	HOME		\$1,334.20
6387201	12	2	8402	6/19/2020	Completed	06/20/2020	6/19/2020	M18UC480501	EN	2018	EN	746000717	HOME		\$8,167.28
6387201	13	2	8403	6/19/2020	Completed	06/20/2020	6/19/2020	M18UC480501	EN	2018	EN	746000717	HOME		\$7,778.44
6388068	1	2	8401	6/25/2020	Completed	06/26/2020	6/25/2020	M18UC480501	EN	2018	EN	746000717	HOME		\$6,800.00
TOTAL DRAWS:														\$2,032,420.89	

IDIS PR07

HOME

CHDO (CR) DRAWS

PR 07 Drawdown Report by Voucher Number - Vouchers Submitted to Lancos - HOME
 FY 2019 (7/1/2019 thru 6/30/2020)

Voucher Number	Line Item	IDIS Project ID	IDIS Act ID	Voucher Created	Voucher Status	Status Date	LOCCS Send Date	Grant Number	Grant Year	Fund Type	Recipient TIN	Payee TIN	Program	PY	Drawn Amount
5285818	1	3	5269	7/18/2019	Completed	07/19/2019	7/18/2019	M18UC480501	CR	2018	CR	746000717	HOME		\$13,804.34
5285818	2	3	5271	7/18/2019	Completed	07/19/2019	7/18/2019	M18UC480501	CR	2018	CR	746000717	HOME		\$14,250.00
5285818	3	3	5294	8/28/2019	Completed	08/29/2019	8/28/2019	M18UC480501	CR	2018	CR	746000717	HOME		\$4,850.00
5317778	1	3	5314	10/24/2019	Completed	10/25/2019	10/24/2019	M18UC480501	CR	2018	CR	746000717	HOME		\$13,423.50
5320207	1	111	5275	11/1/2019	Completed	11/02/2019	11/1/2019	M17UC480501	CR	2017	CR	742609516	HOME		\$10,834.26
5320207	2	111	5277	11/1/2019	Completed	11/02/2019	11/1/2019	M17UC480501	CR	2017	CR	742609516	HOME		\$13,947.98
5320207	3	111	5278	11/1/2019	Completed	11/02/2019	11/1/2019	M17UC480501	CR	2017	CR	742609516	HOME		\$10,894.26
5320207	4	111	5286	11/1/2019	Completed	11/02/2019	11/1/2019	M17UC480501	CR	2017	CR	742609516	HOME		\$36,856.02
5328890	1	3	5264	11/1/2019	Completed	11/02/2019	11/1/2019	M18UC480501	CR	2018	CR	746000717	HOME		\$3,523.00
5328890	2	3	5275	12/5/2019	Completed	12/06/2019	12/5/2019	M18UC480501	CR	2018	CR	746000717	HOME		\$13,232.75
5334471	1	3	5375	12/5/2019	Completed	12/06/2019	12/5/2019	M18UC480501	CR	2018	CR	746000717	HOME		\$9,258.25
5339529	1	111	5276	1/9/2020	Completed	01/11/2020	1/10/2020	M17UC480501	CR	2017	CR	742609516	HOME		\$25,417.02
5339529	2	111	5277	1/9/2020	Completed	01/11/2020	1/10/2020	M17UC480501	CR	2017	CR	742609516	HOME		\$32,998.46
5339529	3	111	5278	1/9/2020	Completed	01/11/2020	1/10/2020	M17UC480501	CR	2017	CR	742609516	HOME		\$25,417.02
5339529	4	111	5286	1/9/2020	Completed	01/11/2020	1/10/2020	M17UC480501	CR	2017	CR	742609516	HOME		\$9,438.52
5344053	1	3	5264	1/24/2020	Completed	01/25/2020	1/24/2020	M18UC480501	CR	2018	CR	746000717	HOME		\$15,324.00
5352863	1	3	5381	2/20/2020	Completed	02/22/2020	2/21/2020	M18UC480501	CR	2018	CR	746000717	HOME		\$5,468.75
5352863	2	3	5382	2/20/2020	Completed	02/22/2020	2/21/2020	M18UC480501	CR	2018	CR	746000717	HOME		\$13,988.59
5352863	3	3	5375	3/19/2020	Completed	03/20/2020	3/19/2020	M18UC480501	CR	2018	CR	746000717	HOME		\$13,232.75
5352863	4	3	5376	3/19/2020	Completed	03/20/2020	3/19/2020	M18UC480501	CR	2018	CR	746000717	HOME		\$9,258.25
5362429	1	3	5273	3/19/2020	Completed	03/20/2020	3/19/2020	M18UC480501	CR	2018	CR	746000717	HOME		\$12,678.32
5362431	1	111	5275	3/19/2020	Completed	03/20/2020	3/19/2020	M17UC480501	CR	2017	CR	742609516	HOME		\$17,328.33
5362431	2	111	5277	3/19/2020	Completed	03/20/2020	3/19/2020	M17UC480501	CR	2017	CR	742609516	HOME		\$21,428.09
5362431	3	111	5278	3/19/2020	Completed	03/20/2020	3/19/2020	M17UC480501	CR	2017	CR	742609516	HOME		\$17,947.08
5362431	4	111	5286	3/19/2020	Completed	03/20/2020	3/19/2020	M17UC480501	CR	2017	CR	742609516	HOME		\$13,973.89
5365929	1	3	5314	4/1/2020	Completed	04/02/2020	4/1/2020	M18UC480501	CR	2018	CR	746000717	HOME		\$32,261.15
5374202	1	111	5276	5/1/2020	Completed	05/02/2020	5/1/2020	M17UC480501	CR	2017	CR	742609516	HOME		\$19,381.63
5374202	2	111	5286	5/1/2020	Completed	05/02/2020	5/1/2020	M17UC480501	CR	2017	CR	742609516	HOME		\$10,275.00
5392983	1	111	5277	5/28/2020	Completed	05/29/2020	5/28/2020	M17UC480501	CR	2017	CR	742609516	HOME		\$24,399.38
5392983	2	111	5278	5/28/2020	Completed	05/29/2020	5/28/2020	M17UC480501	CR	2017	CR	742609516	HOME		\$20,188.54
5392983	3	3	5294	6/4/2020	Completed	06/05/2020	6/4/2020	M18UC480501	CR	2018	CR	746000717	HOME		\$22,577.00
5392983	4	3	5381	6/4/2020	Completed	06/05/2020	6/4/2020	M18UC480501	CR	2018	CR	746000717	HOME		\$5,468.75
5392983	5	3	5382	6/4/2020	Completed	06/05/2020	6/4/2020	M18UC480501	CR	2018	CR	746000717	HOME		\$11,868.59
5397183	1	3	5405	6/19/2020	Completed	06/20/2020	6/19/2020	M18UC480501	CR	2018	CR	746000717	HOME		\$5,978.00
5397183	2	3	5406	6/19/2020	Completed	06/20/2020	6/19/2020	M18UC480501	CR	2018	CR	746000717	HOME		\$7,138.26
5397183	3	3	5407	6/19/2020	Completed	06/20/2020	6/19/2020	M18UC480501	CR	2018	CR	746000717	HOME		\$12,148.50
													TOTAL DRAWS:		\$548,467.32

IDIS PR07

HOME

ENTITLEMENT (EN) DRAWS

PR 07 Drawdown Report by Voucher Number - Vouchers Submitted to Locos - HOME
 FY 2018 (7/1/2018 thru 6/30/2020)

Voucher Number	IDIS Project ID	IDIS Act ID	Voucher Created	Voucher Status	Status Date	LOCCS Send Date	Grant Number	Grant Year	Fund Type	Recipient TIN	Payee TIN	Program	FY	Drawn Amount
6262326	1	2	8270	7/3/2019	Completed	07/04/2019	M17UC480501	EN	2017	EN	746000717	745000717	HOME	\$38,450.00
6262326	2	2	8281	7/3/2019	Completed	07/04/2019	M17UC480501	EN	2017	EN	746000717	745000717	HOME	\$26,960.00
6264386	1	2	8274	7/11/2019	Completed	07/12/2019	M17UC480501	EN	2017	EN	746000717	745000717	HOME	\$26,169.20
6264386	2	2	8270	7/11/2019	Completed	07/12/2019	M17UC480501	EN	2017	EN	746000717	745000717	HOME	\$727.20
6266821	1	2	8276	7/18/2019	Completed	07/19/2019	M17UC480501	EN	2017	EN	746000717	745000717	HOME	\$33,650.00
6266821	2	110	8283	7/18/2019	Completed	07/19/2019	M17UC480501	EN	2017	EN	746000717	745000717	HOME	\$27,660.00
6291645	1	2	8281	8/1/2019	Completed	08/02/2019	M17UC480501	EN	2017	EN	746000717	745000717	HOME	\$32,450.00
6291645	2	2	8275	8/1/2019	Completed	08/02/2019	M17UC480501	EN	2017	EN	746000717	745000717	HOME	\$7,920
6293828	1	110	8283	8/8/2019	Completed	08/13/2019	M17UC480501	EN	2017	EN	746000717	745000717	HOME	\$26,590.00
6295783	1	2	8275	8/15/2019	Completed	08/16/2019	M17UC480501	EN	2017	EN	746000717	745000717	HOME	\$8,668
6295783	2	2	8270	8/15/2019	Completed	08/16/2019	M17UC480501	EN	2017	EN	746000717	745000717	HOME	\$6,890.00
6295783	3	2	8274	8/15/2019	Completed	08/16/2019	M17UC480501	EN	2017	EN	746000717	745000717	HOME	\$2,130.33
6295783	4	2	8270	8/22/2019	Completed	08/23/2019	M17UC480501	EN	2017	EN	746000717	745000717	HOME	\$1,050.83
6298175	1	110	8274	8/22/2019	Completed	08/23/2019	M17UC480501	EN	2017	EN	746000717	745000717	HOME	\$1,90.12
6298891	1	110	8281	8/28/2019	Completed	08/29/2019	M17UC480501	EN	2017	EN	746000717	745000717	HOME	\$8,355.95
6298891	2	110	8283	8/28/2019	Completed	08/29/2019	M17UC480501	EN	2017	EN	746000717	745000717	HOME	\$4,390.82
6298891	3	110	8289	8/28/2019	Completed	08/29/2019	M17UC480501	EN	2017	EN	746000717	745000717	HOME	\$10,690.63
6298891	4	110	8290	8/28/2019	Completed	08/29/2019	M17UC480501	EN	2017	EN	746000717	745000717	HOME	\$17,697.66
6302147	2	2	8276	9/5/2019	Completed	09/07/2019	M17UC480501	EN	2017	EN	746000717	745000717	HOME	\$0,760.00
6302147	3	2	8281	9/5/2019	Completed	09/07/2019	M17UC480501	EN	2017	EN	746000717	745000717	HOME	\$7,208.20
6306725	2	110	8287	9/26/2019	Completed	09/27/2019	M17UC480501	EN	2017	EN	746000717	745000717	HOME	\$649.00
6306725	3	110	8283	9/26/2019	Completed	09/27/2019	M17UC480501	EN	2017	EN	746000717	745000717	HOME	\$5,121
6306725	4	110	8289	9/26/2019	Completed	09/27/2019	M17UC480501	EN	2017	EN	746000717	745000717	HOME	\$1,34.00
6306725	5	110	8290	9/26/2019	Completed	09/27/2019	M17UC480501	EN	2017	EN	746000717	745000717	HOME	\$2,028.93
6311120	1	110	8283	10/3/2019	Completed	10/04/2019	M17UC480501	EN	2017	EN	746000717	745000717	HOME	\$0,990.00
6315288	1	2	8276	10/17/2019	Completed	10/18/2019	M17UC480501	EN	2017	EN	746000717	745000717	HOME	\$2,685
6324015	2	105	8315	11/15/2019	Completed	11/18/2019	M17UC480501	EN	2017	EN	746000717	745000717	HOME	\$27,200.00
6326154	1	2	8281	11/21/2019	Completed	11/22/2019	M17UC480501	EN	2017	EN	746000717	745000717	HOME	\$700.00
6326154	2	2	8283	11/21/2019	Completed	11/22/2019	M17UC480501	EN	2017	EN	746000717	745000717	HOME	\$655.18
6326154	3	110	8283	11/21/2019	Completed	11/22/2019	M17UC480501	EN	2017	EN	746000717	745000717	HOME	\$7,920
6326154	4	110	8283	11/21/2019	Completed	11/22/2019	M17UC480501	EN	2017	EN	746000717	745000717	HOME	\$29,580
6326154	5	105	8315	11/21/2019	Completed	11/22/2019	M17UC480501	EN	2017	EN	746000717	745000717	HOME	\$27,320.00
6326154	6	105	8317	11/21/2019	Completed	11/22/2019	M17UC480501	EN	2017	EN	746000717	745000717	HOME	\$27,600.00
6326154	7	105	8318	11/21/2019	Completed	11/22/2019	M17UC480501	EN	2017	EN	746000717	745000717	HOME	\$27,660.00
6326154	8	105	8318	11/21/2019	Completed	11/22/2019	M17UC480501	EN	2017	EN	746000717	745000717	HOME	\$34,000.00
6332325	2	105	8315	12/1/2019	Completed	12/13/2019	M17UC480501	EN	2017	EN	746000717	745000717	HOME	\$34,500.00
6332325	3	105	8316	12/1/2019	Completed	12/13/2019	M17UC480501	EN	2017	EN	746000717	745000717	HOME	\$33,950.00
6332325	4	105	8317	12/1/2019	Completed	12/13/2019	M17UC480501	EN	2017	EN	746000717	745000717	HOME	\$33,950.00
6334506	2	105	8318	12/1/2019	Completed	12/03/2019	M17UC480501	EN	2017	EN	746000717	745000717	HOME	\$34,450.00

PR 07 Drawdown Report by Voucher Number - Vouchers Submitted to Locs - HOME
 FY 2019 (7/1/2019 thru 6/30/2020)

Voucher Number	Line Item	IDIS Project ID	IDIS Act ID	Voucher Created	Voucher Status	Status Date	LOCOS Send Date	Grant Number	Grant Year	Fund Type	Recipient TIN	Payee TIN	Program	PY	Drawn Amount
6348520	2	105	8315	2/6/2020	Completed	02/07/2020	2/6/2020	M17UC480501	EN	2017	EN	746000717	746000717	HOME	\$6,800.00
6348520	3	105	8315	2/6/2020	Completed	02/07/2020	2/6/2020	M17UC480501	EN	2017	EN	746000717	746000717	HOME	\$6,800.00
6362428	2	105	8317	3/19/2020	Completed	03/20/2020	3/19/2020	M17UC480501	EN	2017	EN	746000717	746000717	HOME	\$597.28
6362428	3	105	8318	3/19/2020	Completed	03/20/2020	3/19/2020	M18UC480501	EN	2018	EN	746000717	746000717	HOME	\$597.28
6374201	1	110	8283	5/1/2020	Completed	05/02/2020	5/1/2020	M18UC480501	EN	2018	EN	746000717	746000717	HOME	\$719.20
6374201	3	105	8315	5/1/2020	Completed	05/02/2020	5/1/2020	M17UC480501	EN	2017	EN	746000717	746000717	HOME	\$697.28
6374201	4	105	8318	5/1/2020	Completed	05/02/2020	5/1/2020	M17UC480501	EN	2017	EN	746000717	746000717	HOME	\$697.28
6374201	5	2	8399	5/1/2020	Completed	05/02/2020	5/1/2020	M18UC480501	EN	2018	EN	746000717	746000717	HOME	\$27,300.00
6374201	6	2	8400	5/1/2020	Completed	05/02/2020	5/1/2020	M18UC480501	EN	2018	EN	746000717	746000717	HOME	\$11,159.52
6375978	1	110	8283	5/8/2020	Completed	05/09/2020	5/8/2020	M17UC480501	EN	2017	EN	746000717	746000717	HOME	\$97.52
6375978	3	105	8315	5/8/2020	Completed	05/09/2020	5/8/2020	M17UC480501	EN	2017	EN	746000717	746000717	HOME	\$1,313.55
6375978	4	105	8318	5/8/2020	Completed	05/09/2020	5/8/2020	M17UC480501	EN	2017	EN	746000717	746000717	HOME	\$1,274.76
6375978	5	105	8317	5/8/2020	Completed	05/09/2020	5/8/2020	M17UC480501	EN	2017	EN	746000717	746000717	HOME	\$1,186.70
6375978	6	105	8318	5/8/2020	Completed	05/09/2020	5/8/2020	M17UC480501	EN	2017	EN	746000717	746000717	HOME	\$1,150.60
6377625	1	2	8395	5/14/2020	Completed	05/15/2020	5/14/2020	M18UC480501	EN	2018	EN	746000717	746000717	HOME	\$34,250.00
6377625	2	2	8397	5/14/2020	Completed	05/15/2020	5/14/2020	M18UC480501	EN	2018	EN	746000717	746000717	HOME	\$32,500.00
6377625	3	2	8401	5/14/2020	Completed	05/15/2020	5/14/2020	M17UC480501	EN	2017	EN	746000717	746000717	HOME	\$6,772.69
6377625	4	2	8401	5/14/2020	Completed	05/15/2020	5/14/2020	M18UC480501	EN	2018	EN	746000717	746000717	HOME	\$25,427.31
6377625	5	2	8402	5/14/2020	Completed	05/15/2020	5/14/2020	M18UC480501	EN	2018	EN	746000717	746000717	HOME	\$27,800.00
6377625	6	2	8403	5/14/2020	Completed	05/15/2020	5/14/2020	M18UC480501	EN	2018	EN	746000717	746000717	HOME	\$28,900.00
6380992	1	2	8395	5/28/2020	Completed	05/29/2020	5/28/2020	M18UC480501	EN	2018	EN	746000717	746000717	HOME	\$1,517.25
6380992	2	2	8396	5/28/2020	Completed	05/29/2020	5/28/2020	M18UC480501	EN	2018	EN	746000717	746000717	HOME	\$27,302.76
6380992	3	2	8397	5/28/2020	Completed	05/29/2020	5/28/2020	M18UC480501	EN	2018	EN	746000717	746000717	HOME	\$1,490.08
6380992	4	2	8398	5/28/2020	Completed	05/29/2020	5/28/2020	M18UC480501	EN	2018	EN	746000717	746000717	HOME	\$35,370.62
6380992	5	2	8399	5/28/2020	Completed	05/29/2020	5/28/2020	M18UC480501	EN	2018	EN	746000717	746000717	HOME	\$34,888.45
6380992	6	2	8400	5/28/2020	Completed	05/29/2020	5/28/2020	M18UC480501	EN	2018	EN	746000717	746000717	HOME	\$37,281.10
6380992	7	2	8401	5/28/2020	Completed	05/29/2020	5/28/2020	M18UC480501	EN	2018	EN	746000717	746000717	HOME	\$1,368.67
6380992	8	2	8402	5/28/2020	Completed	05/29/2020	5/28/2020	M18UC480501	EN	2018	EN	746000717	746000717	HOME	\$1,362.21
6382917	1	2	8270	6/4/2020	Completed	06/05/2020	6/4/2020	M18UC480501	EN	2018	EN	746000717	746000717	HOME	\$631.72
6382917	2	2	8274	6/4/2020	Completed	06/05/2020	6/4/2020	M18UC480501	EN	2018	EN	746000717	746000717	HOME	\$791.76
6382917	3	2	8275	6/4/2020	Completed	06/05/2020	6/4/2020	M18UC480501	EN	2018	EN	746000717	746000717	HOME	\$812.65
6382917	4	2	8281	6/4/2020	Completed	06/05/2020	6/4/2020	M18UC480501	EN	2018	EN	746000717	746000717	HOME	\$881.44
6382917	5	110	8283	6/4/2020	Completed	06/05/2020	6/4/2020	M18UC480501	EN	2018	EN	746000717	746000717	HOME	\$834.16
6382917	6	2	8395	6/4/2020	Completed	06/05/2020	6/4/2020	M18UC480501	EN	2018	EN	746000717	746000717	HOME	\$6,850.00
6382917	7	2	8396	6/4/2020	Completed	06/05/2020	6/4/2020	M18UC480501	EN	2018	EN	746000717	746000717	HOME	\$553.71
6382917	8	2	8397	6/4/2020	Completed	06/05/2020	6/4/2020	M18UC480501	EN	2018	EN	746000717	746000717	HOME	\$6,500.00
6382917	9	2	8398	6/4/2020	Completed	06/05/2020	6/4/2020	M18UC480501	EN	2018	EN	746000717	746000717	HOME	\$6,500.00
6382917	10	2	8399	6/4/2020	Completed	06/05/2020	6/4/2020	M18UC480501	EN	2018	EN	746000717	746000717	HOME	\$603.72

PR 07 Drawdown Report by Voucher Number - Vouchers Submitted to Locos - HOME
 FY 2019 (7/1/2019 thru 6/30/2020)

Voucher Number	Line Item	IDIS Project ID	IDIS Act ID	Voucher Created	Voucher Status	Status Date	LOCCS Send Date	Grant Number	Grant Year	Fund Type	Recipient TIN	Payee TIN	Program	FY	Drawn Amount
6362917	11	2	8400	6/4/2020	Completed	06/05/2020	6/4/2020	M18UC480501	EN	2018	746000717	745000717	HOME		\$7,50.00
6362917	12	2	8403	6/4/2020	Completed	06/05/2020	6/4/2020	M18UC480501	EN	2018	746000717	745000717	HOME		\$1,533.67
6384858	1	105	8315	6/11/2020	Completed	06/12/2020	6/11/2020	M18UC480501	EN	2018	746000717	745000717	HOME		\$839.89
6384858	2	2	8396	6/11/2020	Completed	06/12/2020	6/11/2020	M18UC480501	EN	2018	746000717	745000717	HOME		\$5,350.00
6384858	3	2	8399	6/11/2020	Completed	06/12/2020	6/11/2020	M18UC480501	EN	2018	746000717	745000717	HOME		\$6,825.00
6384858	4	2	8401	6/11/2020	Completed	06/12/2020	6/11/2020	M18UC480501	EN	2018	746000717	745000717	HOME		\$34,000.00
6384858	5	2	8402	6/11/2020	Completed	06/12/2020	6/11/2020	M18UC480501	EN	2018	746000717	745000717	HOME		\$34,500.00
6384858	6	2	8403	6/11/2020	Completed	06/12/2020	6/11/2020	M18UC480501	EN	2018	746000717	745000717	HOME		\$33,525.00
6387201	2	105	8317	6/19/2020	Completed	06/20/2020	6/19/2020	M18UC480501	EN	2018	746000717	746000717	HOME		\$488.99
6387201	3	105	8318	6/19/2020	Completed	06/20/2020	6/19/2020	M18UC480501	EN	2018	746000717	746000717	HOME		\$892.30
6387201	4	105	8318	6/19/2020	Completed	06/20/2020	6/19/2020	M18UC480501	EN	2018	746000717	746000717	HOME		\$677.71
6387201	5	2	8395	6/19/2020	Completed	06/20/2020	6/19/2020	M18UC480501	EN	2018	746000717	746000717	HOME		\$1,230.11
6387201	6	2	8396	6/19/2020	Completed	06/20/2020	6/19/2020	M18UC480501	EN	2018	746000717	746000717	HOME		\$1,346.63
6387201	7	2	8397	6/19/2020	Completed	06/20/2020	6/19/2020	M18UC480501	EN	2018	746000717	746000717	HOME		\$1,244.83
6387201	8	2	8398	6/19/2020	Completed	06/20/2020	6/19/2020	M18UC480501	EN	2018	746000717	746000717	HOME		\$1,334.45
6387201	9	2	8399	6/19/2020	Completed	06/20/2020	6/19/2020	M18UC480501	EN	2018	746000717	746000717	HOME		\$1,203.23
6387201	10	2	8400	6/19/2020	Completed	06/20/2020	6/19/2020	M18UC480501	EN	2018	746000717	746000717	HOME		\$1,286.59
6387201	11	2	8401	6/19/2020	Completed	06/20/2020	6/19/2020	M18UC480501	EN	2018	746000717	746000717	HOME		\$1,334.20
6387201	12	2	8402	6/19/2020	Completed	06/20/2020	6/19/2020	M18UC480501	EN	2018	746000717	746000717	HOME		\$8,167.28
6387201	13	2	8403	6/19/2020	Completed	06/20/2020	6/19/2020	M18UC480501	EN	2018	746000717	746000717	HOME		\$7,778.44
6389056	1	2	8401	6/25/2020	Completed	06/26/2020	6/25/2020	M18UC480501	EN	2018	746000717	746000717	HOME		\$6,800.00
													TOTAL DRAWS:		\$1,067,073.46

IDIS PR07
HOME
Program Income PI DRAWS

PR 07 Drawdown Report by Voucher Number - Vouchers Submitted to Loccs - HOME
 FY 2019 (7/1/2019 thru 6/30/2020)

Voucher Number	Line Item	IDIS Project ID	IDIS Act ID	Voucher Created	Voucher Status	Status Date	LOCOS Send Date	Grant Number	Grant Year	Fund Type	Recipient TIN	Payee TIN	Program	PY	Drawn Amount
6293819	1	110	8283	8/5/2019	Completed	08/12/2019	3/1/2019	MT19UC480501	PI	2019	748000717	748000717	HOME		\$7,880.00
6348501	1	105	8317	2/6/2020	Completed	02/06/2020	2/6/2020	MT19UC480501	PI	2019	748000717	748000717	HOME		\$6,790.00
6348501	2	105	8318	2/6/2020	Completed	02/06/2020	2/6/2020	MT19UC480501	PI	2019	748000717	748000717	HOME		\$6,890.00
6369976	1	2	8395	4/16/2020	Completed	04/16/2020	4/16/2020	MT19UC480501	PI	2019	748000717	748000717	HOME		\$27,400.00
6369976	2	2	8396	4/16/2020	Completed	04/16/2020	4/16/2020	MT19UC480501	PI	2019	748000717	748000717	HOME		\$21,400.00
6369976	3	2	8397	4/16/2020	Completed	04/16/2020	4/16/2020	MT19UC480501	PI	2019	748000717	748000717	HOME		\$26,000.00
6374196	1	2	8398	5/1/2020	Completed	05/01/2020	5/1/2020	MT19UC480501	PI	2019	748000717	748000717	HOME		\$27,200.00
6374196	2	2	8400	5/1/2020	Completed	05/01/2020	5/1/2020	MT19UC480501	PI	2019	748000717	748000717	HOME		\$7,240.48
TOTAL DRAWS:														\$140,980.48	

IDIS PR07
HOME
Repayment to Local Account IU DRAWS

PR 07 Drawdown Report by Voucher Number - Vouchers Submitted to Loccs - HOME
 FY 2019 (7/1/2019 thru 6/30/2020)

Voucher Number	Line Item	IDIS Projec ID	IDIS Act ID	Voucher Created	Voucher Status	Status Date	LOCCS Send Date	Grant Number	Grant Year	Fund Type	Recipient TIN	Payee TIN	Program	FY	Drawn Amount
6205778	1		2	8/15/2019	Completed	08/15/2019	8/15/2019	M19-JC48050	2019	IJ	746000717	746000717	HOME		\$1,759.67
TOTAL DRAWS:														\$1,759.67	

HOME

Recaptured Funds

HP DRAWS

PR 07 Drawdown Report by Voucher Number - Vouchers Submitted to LOCOS - HOME
 FY 2019 (7/1/2019 thru 6/30/2020)

Voucher Number	Line Item	IDIS Project ID	IDIS Act ID	Voucher Created	Voucher Status	Status Date	LOCOS Send Date	Grant Number	Grant Year	Fund Type	Recipient TIN	Payee TIN	Program	FY	Drawn Amount
5295780	1		2	8274	2/15/2019	Completed	08/15/2019	M19JC48050	HP	2019	HP	746000717	HOME		\$1,000.00
TOTAL DRAWS:															\$1,000.00

HOME

Program Administration

PA DRAWS

PR 07 Drawdown Report by Voucher Number - Vouchers Submitted to LOCCS - HOME
 FY 2019 (7/1/2019 thru 6/30/2020)

Voucher Number	Line Item	IDIS Project ID	IDIS Act ID	Voucher Created	Voucher Status	Status Date	LOCCS Send Date	Grant Number	Grant Year	Fund Type	Recipient TIN	Payee TIN	Program	PY	Drawn Amount
6348530	1	104	8292	2/8/2020	Completed	02/06/2020	2/9/2020	M19UC460501	PA	2019 PA	745000717	746000717	HOME		\$1,520.00
6365976	4	104	8292	4/16/2020	Completed	04/16/2020	4/16/2020	M19UC460501	PA	2019 PA	745000717	746000717	HOME		\$8,311.11
6374196	3	104	8292	5/1/2020	Completed	05/01/2020	5/1/2020	M19UC460501	PA	2019 PA	745000717	746000717	HOME		\$4,960.06
TOTAL DRAWS:														\$14,791.17	

HOME

Administration

AD DRAWS

PR 07 Drawdown Report by Voucher Number - Vouchers Submitted to Loccs - HOME
 FY 2019 (7/1/2019 thru 6/30/2020)

Voucher Number	Line Item	IDIS Project ID	IDIS Act ID	Voucher Created	Voucher Status	Status Date	LOCCS Send Date	Grant Number	Grant Year	Fund Type	Recipient TIN	Payee TIN	Program	PY	Drawn Amount
8264398	3		8163	7/11/2019	Completed	07/22/2019	7/1/2019	M18UC480501	AD	2018	AD	746000717	HOME		\$1,630.90
8264402	2		8163	7/11/2019	Completed	07/22/2019	7/1/2019	M18UC480501	AD	2018	AD	746000717	HOME		\$6,961.07
8268621	3		8163	7/18/2019	Completed	07/19/2019	7/18/2019	M18UC480501	AD	2018	AD	746000717	HOME		\$449.33
8289219	1		8163	7/25/2019	Completed	07/23/2019	7/25/2019	M18UC480501	AD	2018	AD	746000717	HOME		\$914.55
8289222	2		8163	7/25/2019	Completed	07/23/2019	7/25/2019	M18UC480501	AD	2018	AD	746000717	HOME		\$9,107.65
8291645	3		8163	8/1/2019	Completed	08/02/2019	8/1/2019	M18UC480501	AD	2018	AD	746000717	HOME		\$10,023.07
8293826	2		8163	8/9/2019	Completed	08/7/3/2019	8/7/2019	M18UC480501	AD	2018	AD	746000717	HOME		\$1,458.44
8293828	2		8163	8/9/2019	Completed	08/7/3/2019	8/7/2019	M18UC480501	AD	2018	AD	746000717	HOME		\$8,306.33
8295783	4		8163	8/15/2019	Completed	08/13/2019	8/15/2019	M18UC480501	AD	2018	AD	746000717	HOME		\$1,359.20
8298173	3		8163	8/22/2019	Completed	08/23/2019	8/22/2019	M18UC480501	AD	2018	AD	746000717	HOME		\$24.05
8298179	2		8163	8/22/2019	Completed	08/23/2019	8/22/2019	M18UC480501	AD	2018	AD	746000717	HOME		\$8,571.09
8302147	1		8163	8/25/2019	Completed	08/27/2019	8/25/2019	M18UC480501	AD	2018	AD	746000717	HOME		\$2,220.18
8304213	1		8163	9/12/2019	Completed	09/7/3/2019	9/12/2019	M18UC480501	AD	2018	AD	746000717	HOME		\$2,710.98
8304216	2		8163	9/12/2019	Completed	09/7/3/2019	9/12/2019	M18UC480501	AD	2018	AD	746000717	HOME		\$8,064.75
8306480	1		8163	9/19/2019	Completed	09/20/2019	9/19/2019	M18UC480501	AD	2018	AD	746000717	HOME		\$1,148.91
8306485	2		8163	9/19/2019	Completed	09/20/2019	9/19/2019	M18UC480501	AD	2018	AD	746000717	HOME		\$9,453.56
8308725	1		8163	9/26/2019	Completed	09/27/2019	9/26/2019	M18UC480501	AD	2018	AD	746000717	HOME		\$479.33
8308725	6	104	8292	9/26/2019	Completed	09/27/2019	9/26/2019	M18UC480501	AD	2018	AD	746000717	HOME		\$1,942.37
8311120	2	104	8292	10/3/2019	Completed	10/3/2019	10/3/2019	M18UC480501	AD	2018	AD	746000717	HOME		\$9,756.78
8312787	1	104	8292	10/6/2019	Completed	10/7/2019	10/6/2019	M18UC480501	AD	2018	AD	746000717	HOME		\$277.58
8315288	2	104	8292	10/17/2019	Completed	10/7/8/2019	10/17/2019	M18UC480501	AD	2018	AD	746000717	HOME		\$3,441.24
8315290	3	104	8292	10/17/2019	Completed	10/7/9/2019	10/17/2019	M18UC480501	AD	2018	AD	746000717	HOME		\$9,590.70
8317778	1	104	8292	10/24/2019	Completed	10/25/2019	10/24/2019	M18UC480501	AD	2018	AD	746000717	HOME		\$2,497.52
8320205	1	104	8292	11/1/2019	Completed	11/02/2019	11/1/2019	M18UC480501	AD	2018	AD	746000717	HOME		\$114.06
8320218	3	104	8292	11/1/2019	Completed	11/2/2019	11/1/2019	M18UC480501	AD	2018	AD	746000717	HOME		\$9,155.48
8324015	1	104	8292	11/15/2019	Completed	11/7/9/2019	11/15/2019	M18UC480501	AD	2018	AD	746000717	HOME		\$355.03
8326084	4	104	8292	11/21/2019	Completed	11/22/2019	11/21/2019	M18UC480501	AD	2018	AD	746000717	HOME		\$9,274.59
8326087	3	104	8292	11/21/2019	Completed	11/22/2019	11/21/2019	M18UC480501	AD	2018	AD	746000717	HOME		\$9,370.89
8328164	5	104	8292	11/21/2019	Completed	11/22/2019	11/21/2019	M18UC480501	AD	2018	AD	746000717	HOME		\$25.94
8327303	1	104	8292	11/26/2019	Completed	11/27/2019	11/26/2019	M18UC480501	AD	2018	AD	746000717	HOME		\$2,110.72
8328688	1	104	8292	12/5/2019	Completed	12/03/2019	12/05/2019	M18UC480501	AD	2018	AD	746000717	HOME		\$953.26
8332325	1	104	8292	12/12/2019	Completed	12/7/3/2019	12/12/2019	M18UC480501	AD	2018	AD	746000717	HOME		\$10.12
8332335	3	104	8292	12/12/2019	Completed	12/7/3/2019	12/12/2019	M18UC480501	AD	2018	AD	746000717	HOME		\$6,992.03
8334475	2	104	8292	12/19/2019	Completed	12/20/2019	12/19/2019	M18UC480501	AD	2018	AD	746000717	HOME		\$9,540.72
8334509	1	104	8292	12/19/2019	Completed	12/20/2019	12/19/2019	M18UC480501	AD	2018	AD	746000717	HOME		\$255.26
8339527	1	104	8292	1/9/2020	Completed	01/10/2020	1/9/2020	M18UC480501	AD	2018	AD	746000717	HOME		\$583.85
8339531	3	104	8292	1/9/2020	Completed	01/10/2020	1/9/2020	M18UC480501	AD	2018	AD	746000717	HOME		\$9,641.18
8344050	1	104	8292	1/24/2020	Completed	01/25/2020	1/24/2020	M18UC480501	AD	2018	AD	746000717	HOME		\$277.25

PR 07 Drawdown Report by Voucher Number - Vouchers Submitted to Loccs - HOME
 FY 2019 (7/1/2019 thru 6/30/2020)

Voucher Number	Line Item ID	DIS Project ID	IDIS Act ID	Voucher Created	Voucher Status	Status Date	LOCCS Send Date	Grant Number	Grant Year	Fund Type	Recipient TIN	Payee TIN	Program	PY	Drawn Amount
6344066	1	104	8292	1/24/2020	Completed	01/25/2020	1/24/2020	MT19UC480501	AD	2019	AD	746000717	HOME		\$435.58
6348520	1	104	8292	2/6/2020	Completed	02/07/2020	2/6/2020	MT19UC480501	AD	2019	AD	746000717	HOME		\$1,391.26
6348522	3	104	8292	2/6/2020	Completed	02/07/2020	2/6/2020	MT19UC480501	AD	2019	AD	746000717	HOME		\$10,217.87
6352982	1	104	8292	2/20/2020	Completed	02/22/2020	2/21/2020	MT19UC480501	AD	2019	AD	746000717	HOME		\$1,558.79
6352994	1	104	8292	2/20/2020	Completed	02/22/2020	2/21/2020	MT19UC480501	AD	2019	AD	746000717	HOME		530.71
6352997	3	104	8292	2/20/2020	Completed	02/22/2020	2/21/2020	MT19UC480501	AD	2019	AD	746000717	HOME		\$7,872.86
6352998	3	104	8292	2/20/2020	Completed	02/22/2020	2/21/2020	MT19UC480501	AD	2019	AD	746000717	HOME		\$10,380.66
6357748	1	104	8292	3/5/2020	Completed	03/06/2020	3/5/2020	MT19UC480501	AD	2019	AD	746000717	HOME		\$1,378.76
6362428	1	104	8292	3/7/2020	Completed	03/20/2020	3/19/2020	MT19UC480501	AD	2019	AD	746000717	HOME		\$728.94
6362433	3	104	8292	3/7/2020	Completed	03/20/2020	3/19/2020	MT19UC480501	AD	2019	AD	746000717	HOME		\$8,081.14
6374201	2	104	8292	5/7/2020	Completed	05/02/2020	5/1/2020	MT19UC480501	AD	2019	AD	746000717	HOME		5233.20
6374205	3	104	8292	5/7/2020	Completed	05/02/2020	5/1/2020	MT19UC480501	AD	2019	AD	746000717	HOME		\$5,894.53
6374206	3	104	8292	5/7/2020	Completed	05/02/2020	5/1/2020	MT19UC480501	AD	2019	AD	746000717	HOME		\$11,791.04
6375978	2	104	8292	5/8/2020	Completed	05/09/2020	5/8/2020	MT19UC480501	AD	2019	AD	746000717	HOME		\$120.28
6375979	1	104	8292	5/8/2020	Completed	05/09/2020	5/8/2020	MT19UC480501	AD	2019	AD	746000717	HOME		\$9,234.27
6375980	1	104	8292	5/8/2020	Completed	05/09/2020	5/8/2020	MT19UC480501	AD	2019	AD	746000717	HOME		\$3,866.26
6375981	2	104	8292	5/8/2020	Completed	05/09/2020	5/8/2020	MT19UC480501	AD	2019	AD	746000717	HOME		\$71,333.27
6387861	3	104	8292	6/7/2020	Completed	06/12/2020	6/11/2020	MT19UC480501	AD	2019	AD	746000717	HOME		\$416.69
6387862	3	104	8292	6/7/2020	Completed	06/20/2020	6/19/2020	MT19UC480501	AD	2019	AD	746000717	HOME		\$8,338.48
6387201	1	104	8292	6/19/2020	Completed	06/20/2020	6/19/2020	MT19UC480501	AD	2019	AD	746000717	HOME		9879.82
															TOTAL DRAWS:
															\$258,348.89

IDIS PR07

**Drawdown Report by Voucher
Number - Vouchers Submitted to
LOCCS**

ESG PROGRAM

IDIS PR07

**Drawdown Report by Voucher
Number - Vouchers Submitted to
LOCCS**

Grant: ESG

ALL DRAWS

PR 07 Drawdown Report by Voucher Number - Vouchers Submitted to Leads - ESG
 FY 2019 (7/1/2019 thru 6/30/2020)

Voucher Number	Line Item	IDIS Project ID	DIS Act ID	Voucher Created	Voucher Status	Status Date	LOCOS Send Date	Grant Number	Grant Year	Grant Type	Recipient TIN	Payee LIN	Program	PY	Metrics	Drawn Amount
6315289	1	103	8184	10/17/2019	Completed	01/18/2019	10/17/2019	E18UC480501	AD	2018 AD	746000717	746000717	-ESG			\$7,24
6315290	2	103	8184	10/17/2019	Completed	10/18/2019	10/17/2019	E18UC480501	AD	2018 AD	746000717	746000717	-ESG			\$1,75.60
6317782	1	103	8184	10/24/2019	Completed	10/25/2019	10/24/2019	E18UC480501	AD	2018 AD	746000717	746000717	-ESG			\$54.83
6317782	2	103	8186	10/24/2019	Completed	10/25/2019	10/24/2019	E18UC480501	FN	2018 FN	746000717	746000717	-ESG			\$7,535.03
6322204	1	103	8201	10/24/2019	Completed	10/25/2019	10/24/2019	E18UC480501	EN	2018 EN	746000717	746000717	-ESG			\$2,982.85
6322219	2	103	8184	11/11/2019	Completed	11/02/2019	11/11/2019	E18UC480501	AD	2018 AD	746000717	746000717	-ESG			\$29.57
6324017	1	103	8184	11/15/2019	Completed	11/18/2019	11/15/2019	E18UC480501	AD	2018 AD	746000717	746000717	-ESG			\$1,75.89
6324017	2	103	8196	11/15/2019	Completed	11/19/2019	11/15/2019	E18UC480501	EN	2018 EN	746000717	746000717	-ESG			\$70,326.75
6325082	1	103	8184	11/21/2019	Completed	11/22/2019	11/21/2019	E18UC480501	AD	2018 AD	746000717	746000717	-ESG			\$1,336.45
6325084	2	103	8184	11/21/2019	Completed	11/22/2019	11/21/2019	E18UC480501	AD	2018 AD	746000717	746000717	-ESG			\$5.84
6325087	1	103	8184	11/21/2019	Completed	11/22/2019	11/21/2019	E18UC480501	AD	2018 AD	746000717	746000717	-ESG			\$1,173.85
6327304	1	103	8184	11/26/2019	Completed	11/27/2019	11/26/2019	E18UC480501	AD	2018 AD	746000717	746000717	-ESG			\$1,175.86
6328897	1	103	8184	12/5/2019	Completed	12/05/2019	12/05/2019	E18UC480501	AD	2018 AD	746000717	746000717	-ESG			\$98.87
6328897	2	103	8186	12/5/2019	Completed	12/05/2019	12/05/2019	E18UC480501	AD	2018 AD	746000717	746000717	-ESG			\$50.52
6328897	3	103	8201	12/5/2019	Completed	12/05/2019	12/05/2019	E18UC480501	FN	2018 FN	746000717	746000717	-ESG			\$18,308.32
6328897	4	103	8201	12/5/2019	Completed	12/05/2019	12/05/2019	E18UC480501	EN	2018 EN	746000717	746000717	-ESG			\$17,876.37
6328897	5	103	8201	12/5/2019	Completed	12/05/2019	12/05/2019	E18UC480501	EN	2018 EN	746000717	746000717	-ESG			\$1,026.92
6328897	6	103	8201	12/5/2019	Completed	12/05/2019	12/05/2019	E18UC480501	EN	2018 EN	746000717	746000717	-ESG			\$6,706.30
6328897	7	103	8184	12/12/2019	Completed	12/13/2019	12/12/2019	E18UC480501	AD	2018 AD	746000717	746000717	-ESG			\$3,305.50
6329233	1	103	8196	12/12/2019	Completed	12/13/2019	12/12/2019	E18UC480501	AD	2018 AD	746000717	746000717	-ESG			\$38,442.07
6329233	2	103	8201	12/12/2019	Completed	12/13/2019	12/12/2019	E18UC480501	EN	2018 EN	746000717	746000717	-ESG			\$320.52
6329233	3	103	8201	12/12/2019	Completed	12/13/2019	12/12/2019	E18UC480501	EN	2018 EN	746000717	746000717	-ESG			\$817.76
6329233	4	103	8201	12/12/2019	Completed	12/13/2019	12/12/2019	E18UC480501	EN	2018 EN	746000717	746000717	-ESG			\$19,286.31
6329233	5	103	8201	12/12/2019	Completed	12/13/2019	12/12/2019	E18UC480501	EN	2018 EN	746000717	746000717	-ESG			\$2,604.40
6329233	6	103	8184	12/18/2019	Completed	12/19/2019	12/18/2019	E18UC480501	AD	2018 AD	746000717	746000717	-ESG			\$62.88
6334473	1	103	8184	12/18/2019	Completed	12/19/2019	12/18/2019	E18UC480501	AD	2018 AD	746000717	746000717	-ESG			\$4,838.30
6334473	2	103	8186	12/18/2019	Completed	12/19/2019	12/18/2019	E18UC480501	AD	2018 AD	746000717	746000717	-ESG			\$36.27
6335526	1	103	8184	12/22/2019	Completed	01/13/2020	12/22/2019	E18UC480501	AD	2018 AD	746000717	746000717	-ESG			\$14,954.56
6335526	2	103	8196	12/22/2019	Completed	01/13/2020	12/22/2019	E18UC480501	AD	2018 AD	746000717	746000717	-ESG			\$6,914.82
6335526	3	103	8201	12/22/2019	Completed	01/13/2020	12/22/2019	E18UC480501	EN	2018 EN	746000717	746000717	-ESG			\$2,674.00
6335526	4	103	8184	12/22/2019	Completed	01/13/2020	12/22/2019	E18UC480501	AD	2018 AD	746000717	746000717	-ESG			\$6.73
6344052	1	103	8186	12/24/2019	Completed	01/25/2020	12/24/2019	E18UC480501	AD	2018 AD	746000717	746000717	-ESG			\$12,736.51
6344052	2	103	8186	12/24/2019	Completed	01/25/2020	12/24/2019	E18UC480501	AD	2018 AD	746000717	746000717	-ESG			\$1,637.09
6344052	3	103	8201	12/24/2019	Completed	01/25/2020	12/24/2019	E18UC480501	EN	2018 EN	746000717	746000717	-ESG			\$1,853.28
6344052	4	103	8201	12/24/2019	Completed	01/25/2020	12/24/2019	E18UC480501	EN	2018 EN	746000717	746000717	-ESG			\$1,884.90
6344052	5	103	8201	12/24/2019	Completed	01/25/2020	12/24/2019	E18UC480501	AD	2018 AD	746000717	746000717	-ESG			\$94.70
6348529	1	103	8184	12/24/2019	Completed	02/07/2020	12/24/2019	E18UC480501	AD	2018 AD	746000717	746000717	-ESG			\$2,674.00
6348529	2	103	8184	12/24/2019	Completed	02/07/2020	12/24/2019	E18UC480501	AD	2018 AD	746000717	746000717	-ESG			\$8.98
6348524	1	103	8184	12/24/2019	Completed	02/07/2020	12/24/2019	E18UC480501	AD	2018 AD	746000717	746000717	-ESG			\$40,830.54
6348524	2	103	8186	12/24/2019	Completed	02/07/2020	12/24/2019	E18UC480501	AD	2018 AD	746000717	746000717	-ESG			\$1,026.80
6348524	3	103	8201	12/24/2019	Completed	02/07/2020	12/24/2019	E18UC480501	EN	2018 EN	746000717	746000717	-ESG			\$1,026.80

Voucher Number	Line Item	IDIS Project ID	IDIS Act ID	Voucher Created	Voucher Status	Status Date	LOCES Send Date	Grant Number	Grant Year	Fund Type	Recipient TIN	Payee TIN	Program	PY Metrics	Drawn Amount
635298E	1	103	8154	2/23/2020	Completed	02/23/2020	2/23/2020	E18UC480501	AD	2018	AD	746000717	ESG		\$ 31,129
635298E	2	103	8186	2/23/2020	Completed	02/23/2020	2/23/2020	E18UC480501	EN	2018	EN	746000717	ESG		\$40,100
635298E	3	103	8202	2/23/2020	Completed	02/23/2020	2/23/2020	E18UC480501	EN	2018	EN	746000717	ESG		\$4,538.03
635298E	4	103	8194	2/23/2020	Completed	02/23/2020	2/23/2020	E18UC480501	AD	2018	AD	746000717	ESG		\$5,668
635298E	5	103	8184	2/23/2020	Completed	02/23/2020	2/23/2020	E18UC480501	AD	2018	AD	746000717	ESG		\$2,243.80
635298E	6	103	8154	2/23/2020	Completed	02/23/2020	2/23/2020	E18UC480501	AD	2018	AD	746000717	ESG		\$2,615.20
6357747	1	103	8184	3/15/2020	Completed	03/05/2020	3/15/2020	E18UC480501	AD	2018	AD	746000717	ESG		\$3,735
6357747	2	103	8186	3/15/2020	Completed	03/05/2020	3/15/2020	E18UC480501	AD	2018	AD	746000717	ESG		\$3,386.30
6357747	3	103	8202	3/15/2020	Completed	03/05/2020	3/15/2020	E18UC480501	EN	2018	EN	746000717	ESG		\$17,94.15
6357747	4	103	8184	3/15/2020	Completed	03/05/2020	3/15/2020	E18UC480501	AD	2018	AD	746000717	ESG		\$1,200.00
6357747	5	103	8186	3/15/2020	Completed	03/05/2020	3/15/2020	E18UC480501	AD	2018	AD	746000717	ESG		\$29,338
6357747	6	103	8202	3/15/2020	Completed	03/05/2020	3/15/2020	E18UC480501	EN	2018	EN	746000717	ESG		\$5,532.04
6357747	7	103	8184	3/15/2020	Completed	03/05/2020	3/15/2020	E18UC480501	AD	2018	AD	746000717	ESG		\$2,615.04
6357747	8	103	8186	3/15/2020	Completed	03/05/2020	3/15/2020	E18UC480501	AD	2018	AD	746000717	ESG		\$5,206.40
6357747	9	103	8202	3/15/2020	Completed	03/05/2020	3/15/2020	E18UC480501	EN	2018	EN	746000717	ESG		\$11,341.93
6357747	10	103	8184	3/15/2020	Completed	03/05/2020	3/15/2020	E18UC480501	AD	2018	AD	746000717	ESG		\$2,618.80
6357747	11	103	8186	3/15/2020	Completed	03/05/2020	3/15/2020	E18UC480501	AD	2018	AD	746000717	ESG		\$38,017
6357747	12	103	8202	3/15/2020	Completed	03/05/2020	3/15/2020	E18UC480501	EN	2018	EN	746000717	ESG		\$5,911.06
6357747	13	103	8184	3/15/2020	Completed	03/05/2020	3/15/2020	E18UC480501	AD	2018	AD	746000717	ESG		\$7,225.80
6357747	14	103	8186	3/15/2020	Completed	03/05/2020	3/15/2020	E18UC480501	AD	2018	AD	746000717	ESG		\$2,003.85
6357747	15	103	8202	3/15/2020	Completed	03/05/2020	3/15/2020	E18UC480501	EN	2018	EN	746000717	ESG		\$22,074.93
6357747	16	103	8184	3/15/2020	Completed	03/05/2020	3/15/2020	E18UC480501	AD	2018	AD	746000717	ESG		\$3,308.78
6357747	17	103	8186	3/15/2020	Completed	03/05/2020	3/15/2020	E18UC480501	AD	2018	AD	746000717	ESG		\$3,581.00
6357747	18	103	8202	3/15/2020	Completed	03/05/2020	3/15/2020	E18UC480501	EN	2018	EN	746000717	ESG		\$3,175.63
6357747	19	103	8184	3/15/2020	Completed	03/05/2020	3/15/2020	E18UC480501	AD	2018	AD	746000717	ESG		\$3,153.82
6357747	20	103	8186	3/15/2020	Completed	03/05/2020	3/15/2020	E18UC480501	AD	2018	AD	746000717	ESG		\$30,170
6357747	21	103	8202	3/15/2020	Completed	03/05/2020	3/15/2020	E18UC480501	EN	2018	EN	746000717	ESG		\$15,537.91
6357747	22	103	8184	3/15/2020	Completed	03/05/2020	3/15/2020	E18UC480501	AD	2018	AD	746000717	ESG		\$1,575.00
6357747	23	103	8186	3/15/2020	Completed	03/05/2020	3/15/2020	E18UC480501	AD	2018	AD	746000717	ESG		\$2,615.20
6357747	24	103	8202	3/15/2020	Completed	03/05/2020	3/15/2020	E18UC480501	EN	2018	EN	746000717	ESG		\$419.32
6357747	25	103	8184	3/15/2020	Completed	03/05/2020	3/15/2020	E18UC480501	AD	2018	AD	746000717	ESG		\$2,98.45
6357747	26	103	8186	3/15/2020	Completed	03/05/2020	3/15/2020	E18UC480501	AD	2018	AD	746000717	ESG		\$19.40
6357747	27	103	8202	3/15/2020	Completed	03/05/2020	3/15/2020	E18UC480501	EN	2018	EN	746000717	ESG		\$2,615.20
6357747	28	103	8184	3/15/2020	Completed	03/05/2020	3/15/2020	E18UC480501	AD	2018	AD	746000717	ESG		\$2,615.20
6357747	29	103	8186	3/15/2020	Completed	03/05/2020	3/15/2020	E18UC480501	AD	2018	AD	746000717	ESG		\$2,615.20
6357747	30	103	8202	3/15/2020	Completed	03/05/2020	3/15/2020	E18UC480501	EN	2018	EN	746000717	ESG		\$21,318.62
6357747	31	103	8184	3/15/2020	Completed	03/05/2020	3/15/2020	E18UC480501	AD	2018	AD	746000717	ESG		\$1,274.03
6357747	32	103	8186	3/15/2020	Completed	03/05/2020	3/15/2020	E18UC480501	AD	2018	AD	746000717	ESG		\$577.45
6357747	33	103	8202	3/15/2020	Completed	03/05/2020	3/15/2020	E18UC480501	EN	2018	EN	746000717	ESG		\$18,330.37
6357747	34	103	8184	3/15/2020	Completed	03/05/2020	3/15/2020	E18UC480501	AD	2018	AD	746000717	ESG		\$1,581.93
6357747	35	103	8186	3/15/2020	Completed	03/05/2020	3/15/2020	E18UC480501	AD	2018	AD	746000717	ESG		\$24,218.92
6357747	36	103	8202	3/15/2020	Completed	03/05/2020	3/15/2020	E18UC480501	EN	2018	EN	746000717	ESG		\$5,54

PR 07 Dredwdown Report by Voucher Number - Voucher's Submitted to Locos - ESG
 FY 2019 (7/1/2018 thru 6/30/2020)

Voucher Number	Line Item	IDIS Project ID	IDIS Act ID	Voucher Created	Voucher Status	Statute Date	LOCOS Senc Date	Grant Number	Grant Year	Fund Type	Recipient T.N	Payees TIN	Program	PY	Merits Amount	Drawn Amount
5379089	5	157	5385	5/20/2020	Completed	05/21/2020	5/20/2020	E19UC4805C1	EN	2019	EN	746000717	HESSG			\$3,474.74
5379089	6	157	5385	5/20/2020	Completed	05/21/2020	5/20/2020	E19UC4805C1	EN	2019	EN	746000717	HESSG			\$871.77
5379089	7	157	5387	5/20/2020	Completed	05/21/2020	5/20/2020	E19UC4805C1	EN	2019	EN	746000717	HESSG			\$5,572.96
5379089	8	157	5385	5/20/2020	Completed	05/21/2020	5/20/2020	E19UC4805C1	EN	2019	EN	746000717	HESSG			\$295.56
5387695	1	157	5293	5/25/2020	Completed	05/25/2020	5/25/2020	E19UC4805C1	EN	2019	AC	746000717	HESSG			\$7,727.76
5387695	2	157	5293	5/25/2020	Completed	05/25/2020	5/25/2020	E19UC4805C1	EN	2019	AC	746000717	HESSG			\$25.00
5387695	3	157	5385	5/25/2020	Completed	05/25/2020	5/25/2020	E19UC4805C1	EN	2019	EN	746000717	HESSG			\$151.39
5387695	4	157	5285	5/4/2020	Completed	05/05/2020	5/4/2020	E19UC4805C1	AD	2019	AD	746000717	HESSG			\$2,518.80
5387695	5	157	5293	5/4/2020	Completed	05/05/2020	5/4/2020	E19UC4805C1	AD	2019	AD	746000717	HESSG			\$10.79
5387695	6	157	5293	5/4/2020	Completed	05/05/2020	5/4/2020	E19UC4805C1	AD	2019	AD	746000717	HESSG			\$3,471.70
5387695	7	157	5201	8/11/2020	Completed	08/12/2020	8/11/2020	E19UC4805C1	EN	2019	EN	746000717	HESSG			\$1,052.78
5387695	8	157	5293	8/11/2020	Completed	08/12/2020	8/11/2020	E19UC4805C1	AD	2019	AD	746000717	HESSG			\$20.13
5387695	9	157	5385	8/11/2020	Completed	08/12/2020	8/11/2020	E19UC4805C1	EN	2019	EN	746000717	HESSG			\$17,558.21
5387695	10	157	5293	8/11/2020	Completed	08/12/2020	8/11/2020	E19UC4805C1	AD	2019	AD	746000717	HESSG			\$2,615.20
5387695	11	157	5293	8/18/2020	Completed	08/20/2020	8/18/2020	E19UC4805C1	AD	2019	AD	746000717	HESSG			\$1,057.70
5387695	12	157	5293	8/18/2020	Completed	08/20/2020	8/18/2020	E19UC4805C1	AD	2019	AD	746000717	HESSG			\$2,618.80
TOTAL DRA															\$655,167.54	

IDIS PR07

ESG

EN DRAWS

PR 07 Drawdown Report by Voucher Number - Vouchers Submitted to Loss - ESG
 FY 2019 (7/1/2019 thru 6/30/2020)

Voucher Number	Line Item	DIS Project ID	ID.S. Act ID	Voucher Created	Voucher Status	Status Date	LOCS Send Date	Grant Number	Grant Year	Fund Type	Recipient TIN	Payee TIN	Program	FY	Net/loss Amount	Drawn Amount
6281387	1	103	8189	7/1/2019	Completed	07/02/2019	7/1/2019	E:8UC48550	EN	2019	EN	746000717	HESS			\$11,085.45
6281387	2	103	8201	7/1/2019	Completed	07/02/2019	7/1/2019	E:8UC48550	EN	2019	EN	746000717	HESS			\$2,999.74
6282328	1	112	8117	7/3/2019	Completed	07/04/2019	7/3/2019	E:7UC48550	EN	2019	EN	746000717	HESS			\$300.06
6282328	2	103	8189	7/3/2019	Completed	07/04/2019	7/3/2019	E:8UC48550	EN	2019	EN	746000717	HESS			\$10,103.64
6282328	3	103	8200	7/3/2019	Completed	07/04/2019	7/3/2019	E:8UC48550	EN	2019	EN	746000717	HESS			\$4,180.64
6282328	4	103	8202	7/3/2019	Completed	07/04/2019	7/3/2019	E:8UC48550	EN	2019	EN	746000717	HESS			\$1,045.00
6282328	5	103	8189	7/3/2019	Completed	07/04/2019	7/3/2019	E:8UC48550	EN	2019	EN	746000717	HESS			\$20,934.92
6282328	6	103	8201	7/3/2019	Completed	07/04/2019	7/3/2019	E:8UC48550	EN	2019	EN	746000717	HESS			\$3,080.30
6282328	7	103	8200	7/3/2019	Completed	07/04/2019	7/3/2019	E:8UC48550	EN	2019	EN	746000717	HESS			\$1,045.00
6282328	8	103	8202	7/3/2019	Completed	07/04/2019	7/3/2019	E:8UC48550	EN	2019	EN	746000717	HESS			\$1,863.28
6282328	9	103	8189	7/3/2019	Completed	07/04/2019	7/3/2019	E:8UC48550	EN	2019	EN	746000717	HESS			\$1,863.28
6282328	10	103	8189	7/3/2019	Completed	07/04/2019	7/3/2019	E:8UC48550	EN	2019	EN	746000717	HESS			\$2,943.18
6282328	11	103	8189	7/3/2019	Completed	07/04/2019	7/3/2019	E:8UC48550	EN	2019	EN	746000717	HESS			\$18,172.50
6282328	12	103	8189	7/3/2019	Completed	07/04/2019	7/3/2019	E:8UC48550	EN	2019	EN	746000717	HESS			\$2,265.12
6282328	13	103	8200	7/3/2019	Completed	07/04/2019	7/3/2019	E:8UC48550	EN	2019	EN	746000717	HESS			\$5,553.30
6282328	14	103	8201	7/3/2019	Completed	07/04/2019	7/3/2019	E:8UC48550	EN	2019	EN	746000717	HESS			\$1,045.00
6282328	15	103	8202	7/3/2019	Completed	07/04/2019	7/3/2019	E:8UC48550	EN	2019	EN	746000717	HESS			\$4,784.88
6282328	16	103	8189	7/3/2019	Completed	07/04/2019	7/3/2019	E:8UC48550	EN	2019	EN	746000717	HESS			\$17,872.63
6282328	17	103	8189	7/3/2019	Completed	07/04/2019	7/3/2019	E:8UC48550	EN	2019	EN	746000717	HESS			\$2,035.00
6282328	18	103	8200	7/3/2019	Completed	07/04/2019	7/3/2019	E:8UC48550	EN	2019	EN	746000717	HESS			\$1,003.56
6282328	19	103	8189	7/3/2019	Completed	07/04/2019	7/3/2019	E:8UC48550	EN	2019	EN	746000717	HESS			\$4,502.75
6282328	20	103	8189	7/3/2019	Completed	07/04/2019	7/3/2019	E:8UC48550	EN	2019	EN	746000717	HESS			\$17,533.08
6282328	21	103	8200	7/3/2019	Completed	07/04/2019	7/3/2019	E:8UC48550	EN	2019	EN	746000717	HESS			\$2,892.88
6282328	22	103	8189	7/3/2019	Completed	07/04/2019	7/3/2019	E:8UC48550	EN	2019	EN	746000717	HESS			\$10,326.78
6282328	23	103	8189	7/3/2019	Completed	07/04/2019	7/3/2019	E:8UC48550	EN	2019	EN	746000717	HESS			\$1,339.48
6282328	24	103	8200	7/3/2019	Completed	07/04/2019	7/3/2019	E:8UC48550	EN	2019	EN	746000717	HESS			\$18,856.20
6282328	25	103	8201	7/3/2019	Completed	07/04/2019	7/3/2019	E:8UC48550	EN	2019	EN	746000717	HESS			\$1,038.60
6282328	26	103	8202	7/3/2019	Completed	07/04/2019	7/3/2019	E:8UC48550	EN	2019	EN	746000717	HESS			\$8,704.00
6282328	27	103	8189	7/3/2019	Completed	07/04/2019	7/3/2019	E:8UC48550	EN	2019	EN	746000717	HESS			\$39,443.07
6282328	28	103	8200	7/3/2019	Completed	07/04/2019	7/3/2019	E:8UC48550	EN	2019	EN	746000717	HESS			\$320.00
6282328	29	103	8201	7/3/2019	Completed	07/04/2019	7/3/2019	E:8UC48550	EN	2019	EN	746000717	HESS			\$67.78
6282328	30	103	8202	7/3/2019	Completed	07/04/2019	7/3/2019	E:8UC48550	EN	2019	EN	746000717	HESS			\$19,298.31
6282328	31	103	8189	7/3/2019	Completed	07/04/2019	7/3/2019	E:8UC48550	EN	2019	EN	746000717	HESS			\$4,639.30
6282328	32	103	8200	7/3/2019	Completed	07/04/2019	7/3/2019	E:8UC48550	EN	2019	EN	746000717	HESS			\$14,954.62
6282328	33	103	8201	7/3/2019	Completed	07/04/2019	7/3/2019	E:8UC48550	EN	2019	EN	746000717	HESS			\$6,974.62
6282328	34	103	8202	7/3/2019	Completed	07/04/2019	7/3/2019	E:8UC48550	EN	2019	EN	746000717	HESS			\$7,544.82
6282328	35	103	8189	7/3/2019	Completed	07/04/2019	7/3/2019	E:8UC48550	EN	2019	EN	746000717	HESS			\$12,439.81
6282328	36	103	8200	7/3/2019	Completed	07/04/2019	7/3/2019	E:8UC48550	EN	2019	EN	746000717	HESS			\$18,837.09
6282328	37	103	8201	7/3/2019	Completed	07/04/2019	7/3/2019	E:8UC48550	EN	2019	EN	746000717	HESS			\$1,553.28
6282328	38	103	8202	7/3/2019	Completed	07/04/2019	7/3/2019	E:8UC48550	EN	2019	EN	746000717	HESS			\$7,864.80
6282328	39	103	8189	7/3/2019	Completed	07/04/2019	7/3/2019	E:8UC48550	EN	2019	EN	746000717	HESS			\$45,830.84
6282328	40	103	8200	7/3/2019	Completed	07/04/2019	7/3/2019	E:8UC48550	EN	2019	EN	746000717	HESS			\$1,029.60

IDIS PR07

ESG

AD - ADMINISTRATION

OH 07 D'awdowr Report by Voucher Number - Vouchers Submitted to Locos - ESC
 FY 2018 (7/1/2018 thru 6/30/2020)

Voucher Number	Line Item	DIS Project ID	DIS ID	VOIS Proj ID	Voucher Created	Voucher Status	Status Date	LOCOS Senc Date	Grant Number	Grant Year	Fund Type	Recipient TIN	Payee TIN	Program	FY	Metrics Drawn Amount
6283387	3	03	8164	7/1/2019	Completed	07/02/2019	7/1/2019	E18UC480501	AD	2018	AD	746000717	746000717	HESS		6684.03
6283388	2	03	8164	7/1/2019	Completed	07/02/2019	7/1/2019	E18UC480501	AD	2018	AD	746000717	746000717	HESS		\$1,175.32
6283389	5	03	8164	7/3/2019	Completed	07/05/2019	7/3/2019	E18UC480501	AD	2018	AD	746000717	746000717	HESS		\$46.69
6283390	4	03	8164	7/11/2019	Completed	07/12/2019	7/11/2019	E18UC480501	AD	2018	AD	746000717	746000717	HESS		\$135.99
6283391	3	03	8164	7/11/2019	Completed	07/12/2019	7/11/2019	E18UC480501	AD	2018	AD	746000717	746000717	HESS		\$1,175.50
6283392	1	03	8164	7/15/2019	Completed	07/19/2019	7/15/2019	E18UC480501	AD	2018	AD	746000717	746000717	HESS		6443.85
6283393	5	03	8164	7/25/2019	Completed	07/26/2019	7/25/2019	E18UC480501	AD	2018	AD	746000717	746000717	HESS		83.25
6283394	3	03	8164	7/25/2019	Completed	07/26/2019	7/25/2019	E18UC480501	AD	2018	AD	746000717	746000717	HESS		\$1,175.20
6283395	1	03	8164	8/15/2019	Completed	08/16/2019	8/15/2019	E18UC480501	AD	2018	AD	746000717	746000717	HESS		\$25.44
6283396	1	03	8164	8/15/2019	Completed	08/16/2019	8/15/2019	E18UC480501	AD	2018	AD	746000717	746000717	HESS		\$175.54
6283397	3	03	8164	8/15/2019	Completed	08/16/2019	8/15/2019	E18UC480501	AD	2018	AD	746000717	746000717	HESS		\$1,175.50
6283398	2	03	8164	8/15/2019	Completed	08/16/2019	8/15/2019	E18UC480501	AD	2018	AD	746000717	746000717	HESS		8278.79
6283399	1	03	8164	8/15/2019	Completed	08/16/2019	8/15/2019	E18UC480501	AD	2018	AD	746000717	746000717	HESS		55.23
6283400	1	03	8164	8/15/2019	Completed	08/16/2019	8/15/2019	E18UC480501	AD	2018	AD	746000717	746000717	HESS		\$1,175.20
6283401	1	03	8164	8/15/2019	Completed	08/16/2019	8/15/2019	E18UC480501	AD	2018	AD	746000717	746000717	HESS		\$20.75
6283402	3	03	8164	8/15/2019	Completed	08/16/2019	8/15/2019	E18UC480501	AD	2018	AD	746000717	746000717	HESS		\$1,013.50
6283403	1	03	8164	8/15/2019	Completed	08/16/2019	8/15/2019	E18UC480501	AD	2018	AD	746000717	746000717	HESS		\$1,247.21
6283404	1	03	8164	8/15/2019	Completed	08/16/2019	8/15/2019	E18UC480501	AD	2018	AD	746000717	746000717	HESS		\$1,175.50
6283405	3	03	8164	8/15/2019	Completed	08/16/2019	8/15/2019	E18UC480501	AD	2018	AD	746000717	746000717	HESS		\$900.73
6283406	1	03	8164	8/15/2019	Completed	08/16/2019	8/15/2019	E18UC480501	AD	2018	AD	746000717	746000717	HESS		\$1,224.51
6283407	1	03	8164	8/15/2019	Completed	08/16/2019	8/15/2019	E18UC480501	AD	2018	AD	746000717	746000717	HESS		345.29
6283408	1	03	8164	10/17/2019	Completed	10/18/2019	10/17/2019	E18UC480501	AD	2018	AD	746000717	746000717	HESS		947.24
6283409	2	03	8164	10/17/2019	Completed	10/18/2019	10/17/2019	E18UC480501	AD	2018	AD	746000717	746000717	HESS		\$1,175.50
6283410	1	03	8164	10/17/2019	Completed	10/18/2019	10/17/2019	E18UC480501	AD	2018	AD	746000717	746000717	HESS		954.83
6283411	1	03	8164	11/11/2019	Completed	11/02/2019	11/11/2019	E18UC480501	AD	2018	AD	746000717	746000717	HESS		\$1,175.89
6283412	1	03	8164	11/11/2019	Completed	11/02/2019	11/11/2019	E18UC480501	AD	2018	AD	746000717	746000717	HESS		953.51
6283413	1	03	8164	11/11/2019	Completed	11/02/2019	11/11/2019	E18UC480501	AD	2018	AD	746000717	746000717	HESS		953.51
6283414	3	03	8164	11/21/2019	Completed	11/22/2019	11/21/2019	E18UC480501	AD	2018	AD	746000717	746000717	HESS		81.64
6283415	2	03	8164	11/21/2019	Completed	11/22/2019	11/21/2019	E18UC480501	AD	2018	AD	746000717	746000717	HESS		\$1,175.88
6283416	1	03	8164	11/25/2019	Completed	11/27/2019	11/25/2019	E18UC480501	AD	2018	AD	746000717	746000717	HESS		\$453.57
6283417	1	03	8164	11/25/2019	Completed	12/03/2019	12/03/2019	E18UC480501	AD	2018	AD	746000717	746000717	HESS		565.52
6283418	1	03	8164	12/12/2019	Completed	12/13/2019	12/12/2019	E18UC480501	AD	2018	AD	746000717	746000717	HESS		\$3,308.60
6283419	2	03	8164	12/12/2019	Completed	12/13/2019	12/12/2019	E18UC480501	AD	2018	AD	746000717	746000717	HESS		\$2,604.40
6283420	1	03	8164	12/15/2019	Completed	12/20/2019	12/15/2019	E18UC480501	AD	2018	AD	746000717	746000717	HESS		860.68
6283421	1	03	8164	12/15/2019	Completed	01/13/2020	12/15/2019	E18UC480501	AD	2018	AD	746000717	746000717	HESS		\$351.27
6283422	2	03	8164	12/15/2019	Completed	01/13/2020	12/15/2019	E18UC480501	AD	2018	AD	746000717	746000717	HESS		\$2,674.00
6283423	1	03	8164	12/24/2019	Completed	01/23/2020	12/24/2019	E18UC480501	AD	2018	AD	746000717	746000717	HESS		\$1.03
6283424	1	03	8164	12/24/2019	Completed	01/23/2020	12/24/2019	E18UC480501	AD	2018	AD	746000717	746000717	HESS		554.70
6283425	2	03	8164	12/24/2019	Completed	02/07/2020	12/24/2019	E18UC480501	AD	2018	AD	746000717	746000717	HESS		\$2,674.00
6283426	1	03	8164	12/24/2019	Completed	02/07/2020	12/24/2019	E18UC480501	AD	2018	AD	746000717	746000717	HESS		\$3.58

PR 07 Drawdown Report by Voucher Number - Vouchers Submitted to Locos - ESG
 FY 2019 (7/1/2019 thru 6/30/2020)

Voucher Number	Line Item	ICIS Project ID	IDIS Act ID	Voucher Created	Voucher Status	Status Date	LOCS Start Date	LOCS End Date	Grant Number	Grant Year	Fund Type	Recipient TIN	Payee TIN	Program	FY	Metrics	Drawn Amount
6352963	1	103	8154	2/20/2020	Completed	02/22/2020	2/21/2020	E18UC46050	AD	2018	AD	745000717	745000717	HESS			\$13,250
6352964	1	103	8154	2/20/2020	Completed	02/22/2020	2/21/2020	E18UC46050	AD	2018	AD	745000717	745000717	HESS			\$5,688
6352967	2	103	8154	2/20/2020	Completed	02/22/2020	2/21/2020	E18UC46050	AD	2018	AD	745000717	745000717	HESS			\$2,243.80
6352968	2	103	8154	2/20/2020	Completed	02/22/2020	2/21/2020	E18UC46050	AD	2018	AD	745000717	745000717	HESS			\$2,615.20
6357147	1	103	8154	3/9/2020	Completed	03/03/2020	3/9/2020	E18UC46050	AD	2018	AD	745000717	745000717	HESS			\$3.73
6352426	1	103	8154	3/19/2020	Completed	03/20/2020	3/19/2020	E18UC46050	AD	2018	AD	745000717	745000717	HESS			\$629.35
6352433	2	103	8154	3/19/2020	Completed	03/20/2020	3/19/2020	E18UC46050	AD	2018	AD	745000717	745000717	HESS			\$2,318.00
6355970	1	103	8154	4/12/2020	Completed	04/02/2020	4/12/2020	E18UC46050	AD	2018	AD	745000717	745000717	HESS			\$35.07
6355975	1	103	8154	4/16/2020	Completed	04/17/2020	4/16/2020	E18UC46050	AD	2018	AD	745000717	745000717	HESS			\$2,003.55
6374203	3	107	8253	5/12/2020	Completed	05/02/2020	5/12/2020	E18UC46050	AD	2018	AD	745000717	745000717	HESS			\$50.70
6374205	2	105	8154	5/12/2020	Completed	05/02/2020	5/12/2020	E18UC46050	AD	2018	AD	745000717	745000717	HESS			\$2,615.20
6374206	2	103	8154	5/12/2020	Completed	05/02/2020	5/12/2020	E18UC46050	AD	2018	AD	745000717	745000717	HESS			\$419.32
6375976	4	107	8253	5/12/2020	Completed	05/02/2020	5/12/2020	E18UC46050	AD	2018	AD	745000717	745000717	HESS			\$2,199.43
6375979	2	107	8253	5/12/2020	Completed	05/02/2020	5/12/2020	E18UC46050	AD	2018	AD	745000717	745000717	HESS			\$19.40
6375980	2	107	8253	5/12/2020	Completed	05/02/2020	5/12/2020	E18UC46050	AD	2018	AD	745000717	745000717	HESS			\$2,615.20
6375981	3	107	8250	5/20/2020	Completed	05/05/2020	5/20/2020	E18UC46050	AD	2018	AD	745000717	745000717	HESS			\$2,615.20
6375982	3	107	8253	5/24/2020	Completed	05/15/2020	5/24/2020	E18UC46050	AD	2018	AD	745000717	745000717	HESS			\$377.46
6390980	4	107	8253	5/20/2020	Completed	05/21/2020	5/20/2020	E18UC46050	AD	2018	AD	745000717	745000717	HESS			\$3.52
6390985	2	107	8253	5/28/2020	Completed	05/25/2020	5/28/2020	E18UC46050	AD	2018	AD	745000717	745000717	HESS			\$28.00
6392978	1	107	8253	6/4/2020	Completed	06/05/2020	6/4/2020	E18UC46050	AD	2018	AD	745000717	745000717	HESS			\$70.79
6392980	2	107	8253	6/4/2020	Completed	05/05/2020	6/4/2020	E18UC46050	AD	2018	AD	745000717	745000717	HESS			\$2,615.20
6394850	3	107	8253	6/11/2020	Completed	06/12/2020	6/11/2020	E18UC46050	AD	2018	AD	745000717	745000717	HESS			\$20.10
6394881	2	107	8253	6/11/2020	Completed	06/12/2020	6/11/2020	E18UC46050	AD	2018	AD	745000717	745000717	HESS			\$2,615.20
6397195	1	107	8253	6/19/2020	Completed	06/20/2020	6/19/2020	E18UC46050	AD	2018	AD	745000717	745000717	HESS			\$105.70
6397198	2	107	8253	6/19/2020	Completed	06/20/2020	6/19/2020	E18UC46050	AD	2018	AD	745000717	745000717	HESS			\$2,615.20
																	\$63,115.13
TOTAL DRAWS:																	

FINANCE EXPENDITURES

**In-House Reports
CDBG, HOME, ESG**

CDBG EXPENDITURES
FISCAL YEAR 2019
7/1/2019 - 6/30/2020

	Initials	Date
Prepared by:		
Approved by:		

		1	2	3	4	
		TOTAL EXPENDITURES	MATCHING DEF. REVENUE	PROGRAM INCOME	CDBG EXPENDITURES INCLUDING PI	
PUBLIC FACILITIES						
0300	037	Public Facilities	\$ 69,992.45		\$ 69,992.45	
0306	03F	Parks, Recreational Facilities	\$ 762,563.09	\$ 9,527.29	\$ 753,035.80	
0309	03I	Flood Drain Improvements	\$ 287,285.77		\$ 287,285.77	
0310	03J	Water/Sewer Improvements	\$ 788,578.45		\$ 788,578.45	
0311	03K	Street Improvements	\$ 2,622,553.42		\$ 37,180.20	
0315	03O	Fire Station/Equipment	\$ 21,206.00	\$ 1,206.00	\$ 20,000.00	
		Total Public Facilities	\$ 4,552,179.18	\$ 10,733.29	\$ 37,180.20	
PUBLIC SERVICES						
0500	05Z	Public Services General	\$ 171,350.91		\$ 171,350.91	
0501	05A	Senior Services	\$ 67,321.70		\$ 67,321.70	
0502	05B	Handicapped Services	\$ 8,917.60		\$ 8,917.60	
0505	05E	Transportation Services	\$ 85,000.00		\$ 85,000.00	
0507	05G	Battered and Abused Spouses	\$ 43,510.97		\$ 43,510.97	
0513	05M	Health Services	\$ 141,987.85		\$ 141,987.85	
0514	05N	Abused & Neglected Children	\$ 115,200.18		\$ 115,200.18	
0523	05W	Food Banks	\$ 58,368.68		\$ 58,368.68	
		Total Public Services	\$ 691,657.89	\$ -	\$ 691,657.89	
GENERAL PROGRAM ADMINISTRATION						
2101	21A	General Administration	\$ 1,368,387.80		\$ 1,368,387.80	
		Total General Program Administration/Planning	\$ 1,368,387.80		\$ 1,368,387.80	
PLANNED REPAYMENT OF SECTION 108						
1906	19F	Repayment of Section 108	\$ 269,555.00		\$ 269,555.00	
		Total Planned Repayment of Section 108	\$ 269,555.00		\$ 269,555.00	
		GRAND TOTALS	\$ 6,881,779.87	\$ 10,733.29	\$ 37,180.20	
CDBG Leverage						
			Street Improvements	Parks & Recreational	Fire Station	TOTAL Matching
MATCHING FUNDS						
City of Elsa			\$ 8,908.32			\$ 8,908.32
City of Granjeno			\$ 618.97			\$ 618.97
City of Mercedes				\$ 1,206.00		\$ 1,206.00
						\$ -
GRAND TOTALS			\$ 9,527.29	\$ 1,206.00	\$ -	\$ 10,733.29
PROGRAM INCOME						
City of Palmview		\$ 37,180.20				\$ 37,180.20
						\$ -
GRAND TOTALS		\$ 37,180.20	\$ -	\$ -	\$ -	\$ 37,180.20
						TOTAL
						\$ 47,913.49

HOME EXPENDITURES
FISCAL YEAR 2019
7/1/2019 - 6/30/2020

	Initials	Date
Prepared by:		
Approved by:		

		1	2	3	4
		CHDO	REHAB	ADMINISTRATION	HOME EXPENDITURES (INCLUDING PI, PA)
		12	37	99	
1	Draw Codes				
2	CR	CHDO			
3	EN	ENTITLEMENT			
4	PI	PROGRAM INCOME			
5	IU	REPAYMENT TO LOCAL ACCT			
6	HP	RECAPTURED FUNDS			
7	PA	PROGRAM ADMINISTRATION			
8	AD	ADMINISTRATION			
9		GRAND TOTALS			
10					
11					
12					
13					
14		CHDO (Breakdown)			
15		PROYECTO AZTECA			
16		AHSTI			
17					
18		CHDO TOTALS			
19					
20					
21					
22					
23					
24					
25					
26					
27					
28					
29					
30					
31					

ESG EXPENDITURES
FISCAL YEAR 2019
7/1/2019 - 6/30/2020

	Initials	Date
Prepared by:		
Approved by:		

	1	2	3	4
	TOTAL	GENERAL	PROGRAM	ESG
Data Codes	EXPENDITURES	ADMINISTRATION	INCOME	EXPENDITURES
	EN	AD	PI	INCLUDING PI
ESG Expenditures for Homelessness Prevention				
1 EK	\$ 89,104.57			\$ 89,104.57
2 EK	\$ 3,225.78			\$ 3,225.78
3 EK	\$ 42,757.87			\$ 42,757.87
4	SUBTOTAL			\$ 135,088.22
5				
ESG Expenditures for Rapid Re-Housing				
6 EK	\$ 47,755.09			\$ 47,755.09
7 FN	\$ 14,405.05			\$ 14,405.05
8 EK	\$ 29,920.72			\$ 29,920.72
9	SUBTOTAL			\$ 92,080.86
10				
ESG Expenditures for Emergency Shelter				
11 EK	\$ 36,056.52			\$ 36,056.52
12 EK	\$ 299,682.12			\$ 299,682.12
13				
14	SUBTOTAL			\$ 335,738.64
15				
Other Grant Expenditures				
16 EK				
17 FN	\$ 29,130.69			\$ 29,130.69
18 AD		\$ 63,119.13		\$ 63,119.13
19	SUBTOTAL	\$ 63,119.13		\$ 92,249.82
20				
21				
22				
23				
24				
25				
26				
27				
28				
29				
30				
31				
32				
33				
34				
35				
36				
37				
38				
39				
40				
Total Amount of Funds Expended on ESG Activity				
	\$ 592,038.41	\$ 63,119.13		\$ 655,157.54

ESG EXPENDITURES

FISCAL YEAR 2019

7/1/2019 - 6/30/2020

	Initials	Date
Prepared by:		
Approved by:		

	1	2	3
	TOTAL EXPENDITURES	PROGRAM INCOME	ESG EXPENDITURES INCLUDING PI
CATHOLIC CHARITIES OF THE RGV			
1	ESG Expenditures for Homelessness Prevention		
2	Financial Assistance - Rental Assistance (client)	\$ 71,639.57	\$ 71,639.57
3	Financial Assistance - Housing Relocation (Rent & Utility Dep.)	\$ 3,225.78	\$ 3,225.78
4	Financial Services - Housing Relocation (Salaries)	\$ 42,757.87	\$ 42,757.87
5	SUBTOTAL	\$ 117,623.22	\$ 117,623.22
6	ESG Expenditures for Rapid Re-Housing		
7	Financial Assistance - Rental Assistance (client)	\$ 25,856.09	\$ 25,856.09
8	Financial Assistance - Housing Relocation (Rent & Utility Dep.)	\$ 11,856.05	\$ 11,856.05
9	Financial Services - Housing Relocation (Salaries)	\$ 29,920.72	\$ 29,920.72
10	SUBTOTAL	\$ 67,632.86	\$ 67,632.86
11	Other Grant Expenditures		
12	Street Outreach		
13	HMIS (Data Collections)	\$ 9,731.56	\$ 9,731.56
14	Administration		
15	SUBTOTAL	\$ 9,731.56	\$ 9,731.56
16			
17			
18			
19			\$ -
20			
21			
22			
23			
24			
25			
26			
27			
28			
29			
30			
31			
32			
33	Total Amount of Funds Expended on ESG Activity	\$ 194,987.64	\$ 194,987.64

ESG EXPENDITURES

FISCAL YEAR 2019

7/1/2019 - 6/30/2020

	Initials	Date
Prepared by:		
Approved by:		

	1	2	3
	TOTAL EXPENDITURES	PROGRAM INCOME	ESG EXPENDITURES INCLUDING PI
THE SALVATION ARMY			
1	ESG Expenditures for Homelessness Prevention		
2	Financial Assistance - Rental Assistance (client)	\$ 17,465.00	\$ 17,465.00
3	Financial Assistance - Housing Relocation (Rent & Utility Dep.)		
4	Financial Services - Housing Relocation (Salaries)		
5	SUBTOTAL	\$ 17,465.00	\$ 17,465.00
6	ESG Expenditures for Rapid Re-Housing		
7	Financial Assistance - Rental Assistance (client)	\$ 21,899.00	\$ 21,899.00
8	Financial Assistance - Housing Relocation (Rent & Utility Dep.)	\$ 2,549.00	\$ 2,549.00
9	Financial Services - Housing Relocation (Salaries)		
10	SUBTOTAL	\$ 24,448.00	\$ 24,448.00
11	ESG Expenditures for Emergency Shelter		
12	Essential Services		
13	Operations	\$ 164,604.99	\$ 164,604.99
14			
15	SUBTOTAL	\$ 164,604.99	\$ 164,604.99
16	Other Grant Expenditures		
17	Street Outreach		
18	HMIS (Data Collections)	\$ 1,200.00	\$ 1,200.00
19	Administration		\$ -
20	SUBTOTAL	\$ 1,200.00	\$ 1,200.00
21			
22			
23			
24			
25			
26			
27			
28			
29			
30			
31			
32			
33	Total Amount of Funds Expended on ESG Activity	\$ 207,717.99	\$ 207,717.99

ESG EXPENDITURES

FISCAL YEAR 2019

7/1/2019 - 6/30/2020

	Initials	Date
Prepared by:		
Approved by:		

		1	2	3
	MUJERES UNIDAS	TOTAL EXPENDITURES	PROGRAM INCOME	ESG EXPENDITURES INCLUDING PI
1	ESG Expenditures for Emergency Shelter			
2	Essential Services	\$ 36,056.52		\$ 36,056.52
3	Operations	\$ 135,077.13		\$ 135,077.13
4				
5	SUBTOTAL	\$ 171,133.65		\$ 171,133.65
6	Other Grant Expenditures			
7	Street Outreach			
8	HMIS (Data Collections)	\$ 18,199.13		\$ 18,199.13
9	Administration			
10	SUBTOTAL	\$ 18,199.13		\$ 18,199.13
11				
12				
13				
14				
15				
16				
17				
18				
19				
20				
21				
22				
23				
24				
25				
26				
27				
28				
29				
30				
31	Total Amount of Funds Expended on ESG Activity	\$ 189,332.78		\$ 189,332.78

ESG EXPENDITURES

FISCAL YEAR 2019

7/1/2019 - 6/30/2020

	Initials	Date
Prepared by:		
Approved by:		

		1	2	3
	URBAN COUNTY PROGRAM	TOTAL EXPENDITURES	PROGRAM INCOME	ESG EXPENDITURES INCLUDING PI
1	Other Grant Expenditures			
2	Street Outreach			
3	HMIS (Data Collections)			
4	Administration	\$ 63,119.13		\$ 63,119.13
5	SUBTOTAL	\$ 63,119.13		\$ 63,119.13
6				
7				
8				
9				
10				
11				
12				
13				
14				
15				
16				
17				
18				
19				
20				
21				
22				
23				
24				
25				
26				
27				
28				
29				
30				
31				
32				
33				
34	Total Amount of Funds Expended on ESG Activity	\$ 63,119.13		\$ 63,119.13