



Fiscal Year 2020 Organizational Overview

**Presentation to Hidalgo County
Commissioner's Court
1 December 2020**



How Tropical Helps Local Officials

2

- ▶ Resource on MH and IDD issues – call us any time
- ▶ Provide first responders for MH or IDD Crisis
- ▶ Help constituents in crisis or with other MH or IDD needs
- ▶ Leverage local funds to bring additional state and federal resources to the RGV for MH and IDD needs
- ▶ Help improve understanding of MH and IDD issues and decrease stigma
- ▶ Help in building safe and strong communities

Tropical Texas Behavioral Health:

3

- ▶ Established in 1967
- ▶ Designated Local Authority for Mental Health and Intellectual and Developmental Disability Services for Cameron, Hidalgo and Willacy Counties
 - ▶ 4th Largest # of Adults Served for the State
 - ▶ 2nd Largest # of Youth & Families Served for the State
- ▶ Governed by nine member locally appointed Board of Trustees, five of the members are appointed by Hidalgo County

TTBH Leadership Team

4

- ▶ Chief Executive Officer – Terry Crocker
- ▶ Chief Operating Officer – Mike Taylor
- ▶ Chief Financial Officer – Beatriz Trejo
- ▶ Chief Administrative Officer – Coni Aguirre
- ▶ Chief Medical Officer – Dr. Daniel Gutierrez

Tropical Texas Behavioral Health

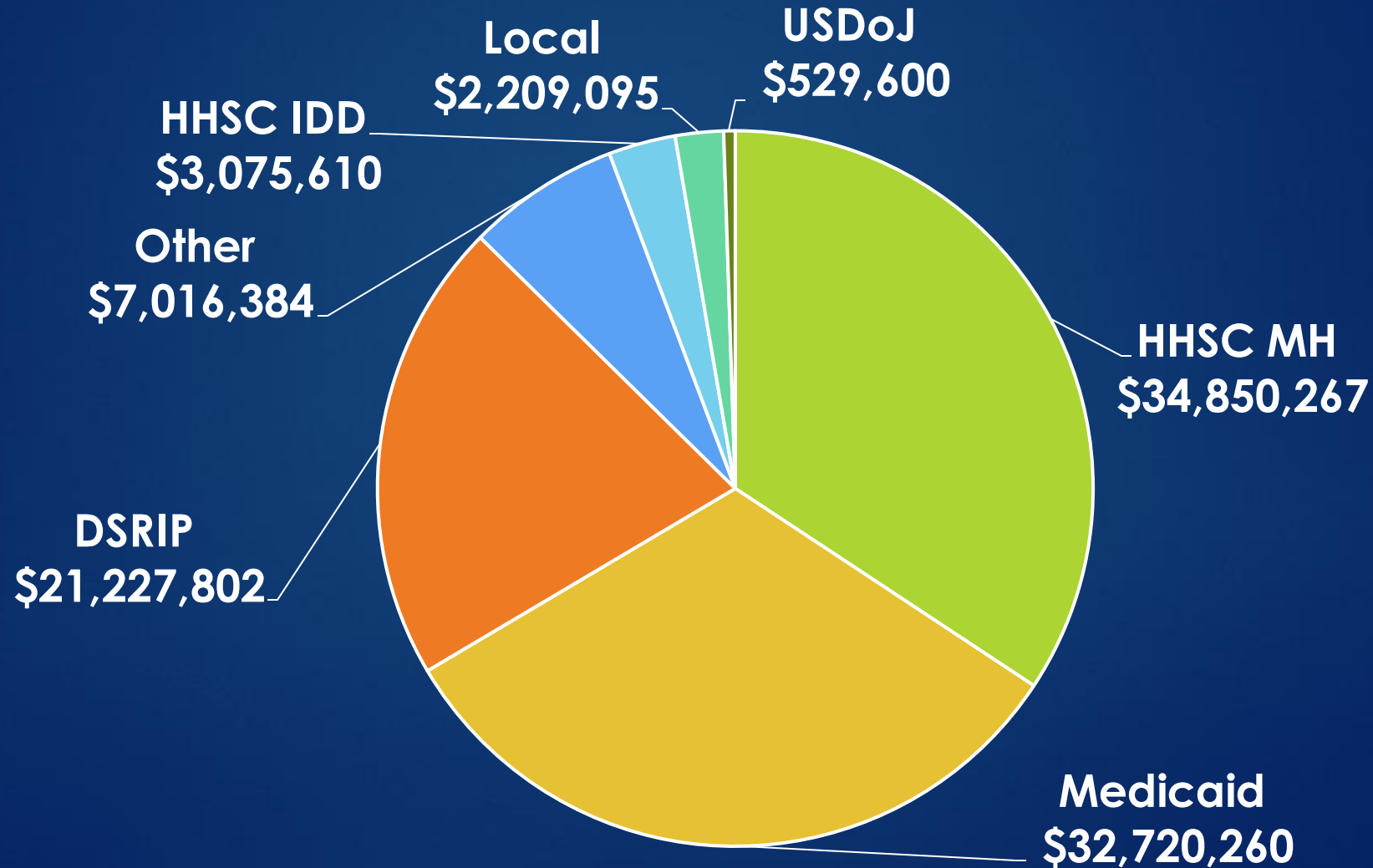
5



FY 2021 Budgeted Revenues

\$101,629,018

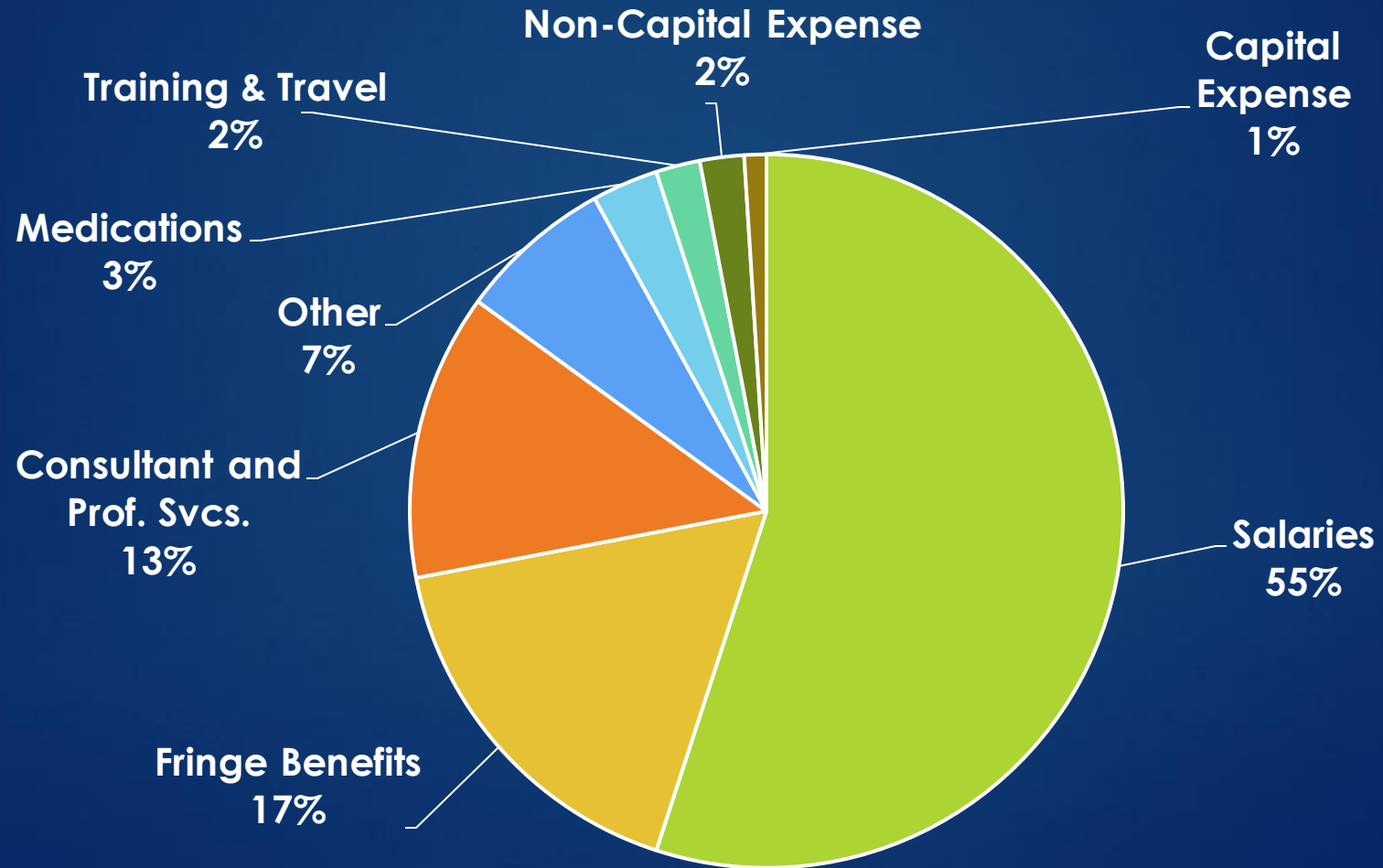
6



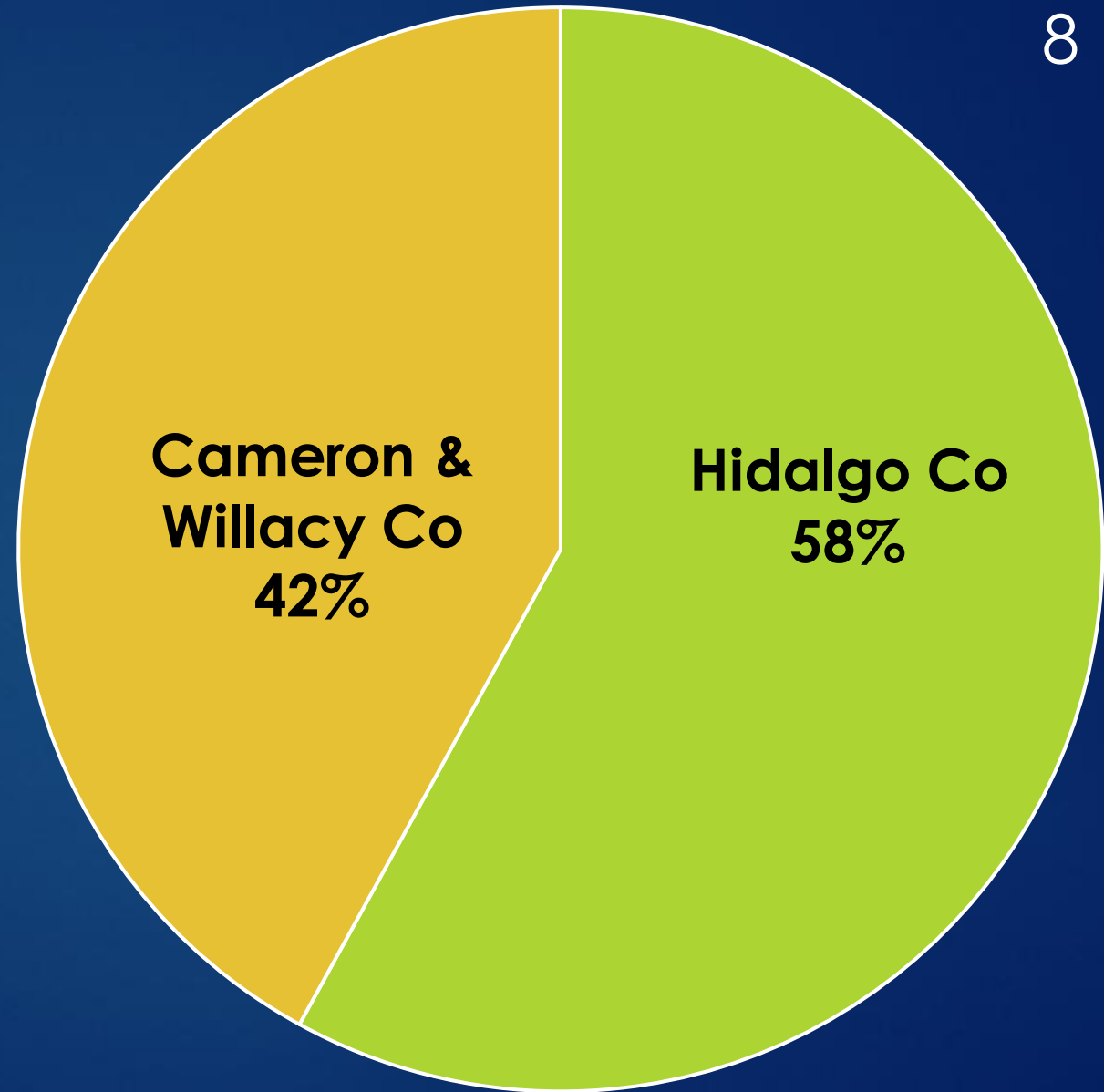
FY 2021 Budgeted Expenses

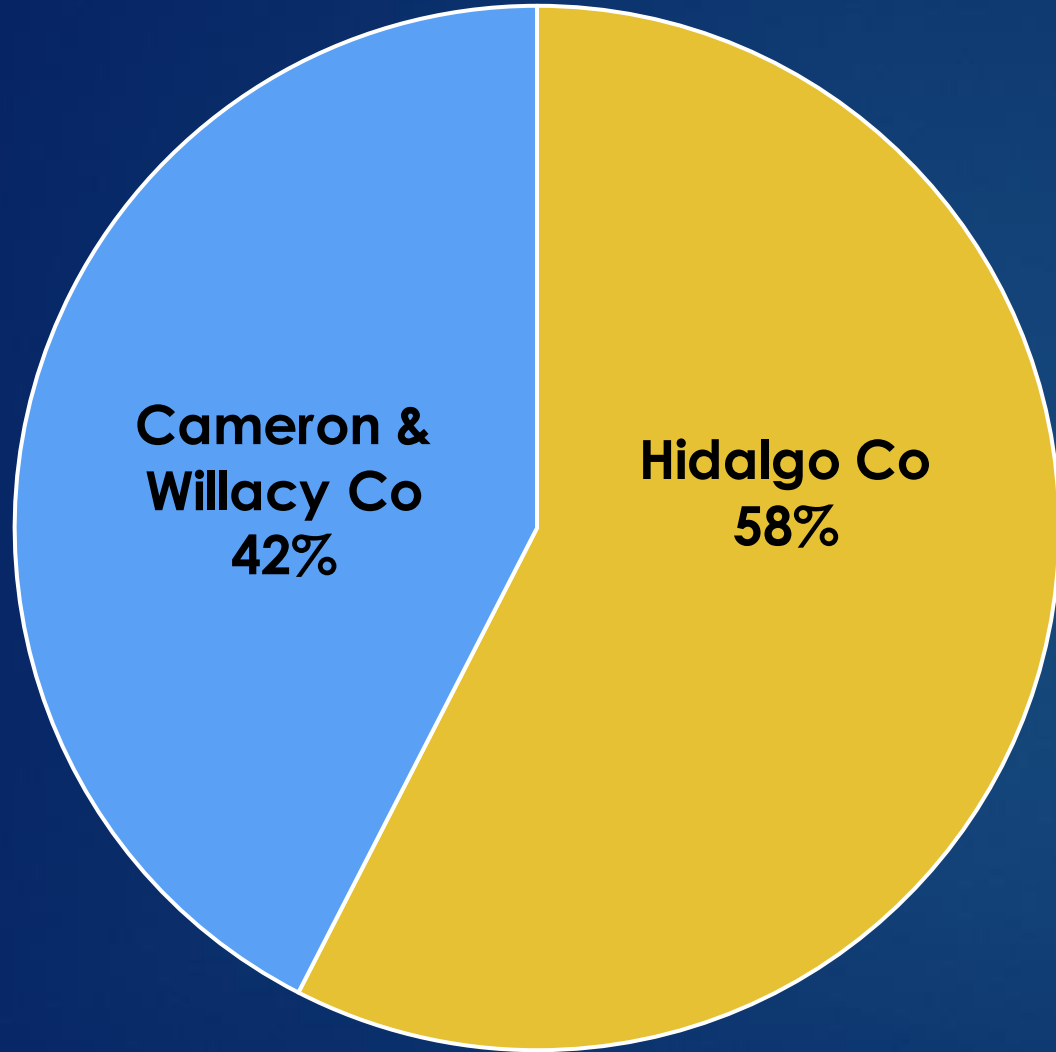
\$101,629,018

7



FY 2021 Budget by County \$101,629,018





FY'21 Budgeted Employees

By County

Total: 1,352

People We Serve

10

- ▶ Mental Health Crisis Services provided to **ANYONE** regardless of eligibility
- ▶ Adult Mental Health
 - ▶ Schizophrenia and related disorders
 - ▶ Bipolar Disorder
 - ▶ Major Depression with Severe Impairments
- ▶ Children's Mental Health
 - ▶ Any MH Diagnosis accompanied by serious functional impairment

People We Serve

11

- ▶ Intellectual and Development Disabilities (IDD) Services
 - ▶ Mental Retardation as defined by Texas Health and Safety Code;
 - ▶ Pervasive Developmental Disorder, including Autism;
 - ▶ Related conditions (e.g. certain Nursing facility residents eligible under Section 1919(e)(7) of the Social Security Act)

Service Profile

Valley-Wide

9/1/2019 – 8/31/2020

Valley-Wide - Mental Health Crisis & Criminal Justice Services	
Mobile Crisis Outreach Team (MCOT)	
<i>MH Crisis Hotline Calls</i>	18,949
<i>Mobile Team Dispatched</i>	9,061
<i>Crisis Response Hours</i>	39,535
MHOT Officer Task Force (MHOT)	
<i>Number of Officers (DSRIP + grant funded)</i>	23
<i>MHOT Contacts</i>	4,367
<i>MHOT Clients</i>	2,705
Criminal Justice	
<i>Jail Diversion</i>	3,081

Valley-Wide - Specialty Services	
Program	Clients
<i>SUD + OSAR</i>	5,268
<i>Supported Housing</i>	135
<i>Supported Employment</i>	978
<i>Veterans</i>	669
<i>First Episode Psychosis</i>	61

Valley-Wide Clinic and Community Services					
MH and IDD Services (Un-duplicated Totals)		Client Count	Contacts	Hours	
		34,227	849,783	611,351	
Mental Health Services by Age Group (w/ duplication across age groups)		Age Group	Client Count	Contacts	Hours
		0-17 yrs	9,126	256,715	210,541
		18-40 yrs	13,405	267,120	177,844
		41+ yrs	8,976	261,949	165,084
IDD (Incl. duplication w/ MH)		Client Count	Contacts	Hours	
		5,190	152,722	158,016	

Service Profile

Hidalgo Co.

9/1/2019 – 8/31/2020

13

Hidalgo - Mental Health Crisis & Criminal Justice Services	
Mobile Crisis Outreach Team (MCOT)	
<i>MH Crisis Hotline Calls</i>	11,635
<i>Mobile Team Dispatched</i>	5,248
<i>Crisis Response Hours</i>	21,753
MHOT Officer Task Force (MHOT)	
<i>Number of Officers (DSRIP + grant funded)</i>	12
<i>MHOT Contacts</i>	2,729
<i>MHOT Clients</i>	1,700
Criminal Justice	
<i>Jail Diversion</i>	2,070

Hidalgo - Specialty Services	
Program	Clients
<i>SUD + OSAR</i>	2,606
<i>Supported Housing</i>	112
<i>Supported Employment</i>	562
<i>Veterans</i>	348
<i>First Episode Psychosis</i>	56

Hidalgo Co. Clinic and Community Services				
MH and IDD Services (Un-duplicated Totals)	Client Count	Contacts	Hours	
	18,832	469,061	327,490	
Mental Health Services by Age Group (w/ duplication across age groups)	Age Group	Client Count	Contacts	Hours
	0-17 yrs	4,871	138,426	109,925
	18-40 yrs	7,661	155,853	98,087
	41+ yrs	4,725	140,176	87,042
IDD (Incl. duplication w/ MH)	Client Count	Contacts	Hours	
	2,811	75,127	80,088	

SERVICE ARRAY

14

- ▶ Crisis Hotline, Mobile Crisis Response
- ▶ Mental Health Officer Program
- ▶ Intake, Eligibility & Continuity of Care
- ▶ Crisis Hospitalization
- ▶ Psychiatry and Medications
- ▶ Medication Training and Education
- ▶ Case Management/Service Coordination
- ▶ Psychosocial Rehabilitation
- ▶ Primary Medical Care
- ▶ Cognitive Behavioral & Processing Therapies

SERVICE ARRAY

15

- ▶ Substance Abuse
- ▶ Jail Diversion & Psychiatric service in jails
- ▶ Veteran's & Military Family Support
- ▶ Home & Community Services (HCS)
- ▶ Texas Home Living (TxHmL)
- ▶ Supported Housing & Supported Employment
- ▶ Assertive Community Treatment (ACT)
- ▶ Homeless outreach (PATH)
- ▶ Drop In Centers

Edinburg, Texas

16



Administration (HR, QM, CRC and Fiscal) - Tropical Texas Plaza

Children's Mental Health

Adult Mental Health

Integrated Primary Care

Drop In Center

Intellectual and Developmental Disability Services

Substance Use Disorder Services

Private Mental Health Clinic

Brownsville, Texas

17



Children's Mental Health Services

Adult Mental Health Services

Intellectual and Developmental Disability Services

Substance Use Disorder Services

Integrated Primary Care

Drop In Center

Building and land next door purchased-Expansion coming soon!

Weslaco, Texas

18



Children's Mental Health Services

Adult Mental Health Services

Intellectual and Developmental Disability Services

Substance Use Disorder Services

Integrated Primary Care

Veteran's Drop In Center

Opened in July 2018



Harlingen, Texas

19



Children's Mental Health Services

Adult Mental Health Services

Integrated Primary Care

Substance Use Disorder Services (G Street Location)

Drop In Center (G Street Location)

Veteran's Drop In Center / Admin Offices (77 Sunshine Strip)

Tropical Texas Plaza: Intellectual and Developmental Disability Services

TTBH Board of Trustees

Board of Trustees:
nine members from Hidalgo, Cameron, Willacy counties



Local Mental Health Authorities in Texas (LMHAs)

