


# **Meals & Snacks Report**

## **October 2020**



# Hidalgo County Head Start Program

## Policy Council Consent Agenda

**DATE:** November 18, 2020

**SUBJECT:** Approval of Monthly Texas Department of Agriculture Meals/Snacks Report

**RATIONALE/NEED:** This report will be presented to the Policy Council each month.

**RECOMMENDATION:** Administration recommends approval.

**COST:** N/A

**RELATED INFORMATION INCLUDES:** Monthly Meals/Snacks Report

\*\*\*\*\*

**INITIATED BY:** Gilbert Silva, Child Nutrition Director

**REVIEWED BY:** Edmundo Garcia, Assistant Director for Operations

**EXECUTIVE DIRECTOR'S APPROVAL:**

Texas Department of Agriculture  
Hidalgo County Head Start Program  
Meals and Snack Report

	Nov. 19'	Dec. 19'	Jan.20'	Feb.20'	Mar.20'	Apr.20'	May.20'	June/July20'	Aug.20'	Sep.20'	Oct.20'	Meal Totals
Breakfast	47,486	46,509	58,725	59,485	30,107	0	0	Summer Break	2,637	13,827	17,548	276,324
Lunch	47,809	46,170	59,257	60,102	30,378	0	0	Summer Break	2,637	13,831	17,673	277,857
PM Snack	43,067	42,560	55,009	55,940	27,949	0	0	Summer Break	2,637	13,370	16,462	256,994
Monthly Totals	138,362	135,239	172,991	175,527	88,434	0	0	0	7,911	41,028	51,683	811,175

\*Preliminary

# Amended Meal claim

Rates for Free Meal Reimbursement Effective July 1, 2020 to June 30, 2021

Breakfast: \$ 1.89

Lunch: \$ 3.51

Cash in Lieu of Commodities (Lunch): \$0.2375


Snack: \$ 0.96

Current September 2020 Preliminary numbers are calculated based on 25% estimated participation.

Submitted by: Gilbert Silva, Child Nutrition Director

# **Meals & Snacks Report**

## **November 2020**



# Hidalgo County Head Start Program

## Policy Council Consent Agenda

**DATE:** December 16, 2020

**SUBJECT:** Approval of Monthly Texas Department of Agriculture Meals/Snacks Report

**RATIONALE/NEED:** This report will be presented to the Policy Council each month.

**RECOMMENDATION:** Administration recommends approval.

**COST:** N/A

**RELATED INFORMATION INCLUDES:** Monthly Meals/Snacks Report

\*\*\*\*\*

**INITIATED BY:** Gilbert Silva, Child Nutrition Director

**REVIEWED BY:** Edmundo Garcia, Assistant Director for Operations

**EXECUTIVE DIRECTOR'S APPROVAL:**

Texas Department of Agriculture  
Hidalgo County Head Start Program  
Meals and Snack Report

	Dec. 19'	Jan.20'	Feb.20'	Mar.20'	Apr.20'	May.20'	June/July20'	Aug.20'	Sep.20'	Oct.20'	Nov. 20'*	Meal Totals
Breakfast	46,509	58,725	59,485	30,107	0	0	Summer Break	2,637	13,827	20,710	33,240	265,240
Lunch	46,170	59,257	60,102	30,378	0	0	Summer Break	2,637	13,831	20,804	33,466	266,645
PM Snack	42,560	55,009	55,940	27,949	0	0	Summer Break	2,637	13,370	17,223	30,146	244,834
Monthly Totals	135,239	172,991	175,527	88,434	0	0	0	7,911	41,028	58,737	96,852	776,719

\*Preliminary

# Amended Meal claim

Rates for Free Meal Reimbursement Effective July 1, 2020 to June 30, 2021

Breakfast: \$ 1.89

Lunch: \$ 3.51

Cash in Lieu of Commodities (Lunch): \$0.2375


Snack: \$ 0.96

Current November 2020 Preliminary numbers are calculated based on 70% estimated participation.

Submitted by: Gilbert Silva, Child Nutrition Director

# **Meals & Snacks Report**

## **December 2020**



# Hidalgo County Head Start Program

## Policy Council Consent Agenda

**DATE:** January 20, 2021

**SUBJECT:** Approval of Monthly Texas Department of Agriculture Meals/Snacks Report

**RATIONALE/NEED:** This report will be presented to the Policy Council each month.

**RECOMMENDATION:** Administration recommends approval.

**COST:** N/A

**RELATED INFORMATION INCLUDES:** Monthly Meals/Snacks Report

\*\*\*\*\*

**INITIATED BY:** Gilbert Silva, Child Nutrition Director

**REVIEWED BY:** Edmundo Garcia, Assistant Director for Operations

**EXECUTIVE DIRECTOR'S APPROVAL:**

Texas Department of Agriculture  
Hidalgo County Head Start Program  
Meals and Snack Report

	Jan.20'	Feb.20'	Mar.20'	Apr.20'	May.20'	June/July20'	Aug.20'	Sep.20'	Oct.20'	Nov. 20'	Dec. 20'*	Meal Totals
Breakfast	58,725	59,485	30,107	0	0	Summer Break	2,637	13,827	20,710	29,070	30,230	244,791
Lunch	59,257	60,102	30,378	0	0	Summer Break	2,637	13,831	20,804	29,102	30,010	246,121
PM Snack	55,009	55,940	27,949	0	0	Summer Break	2,637	13,370	17,223	26,448	27,664	226,240
Monthly Totals	172,991	175,527	88,434	0	0	0	7,911	41,028	58,737	84,620	87,904	717,152

\*Preliminary

# Amended Meal claim

Rates for Free Meal Reimbursement Effective July 1, 2020 to June 30, 2021

Breakfast: \$ 1.89

Lunch: \$ 3.51

Cash in Lieu of Commodities (Lunch): \$0.2375

Snack: \$ 0.96

Current November 2020 Preliminary numbers are calculated based on 65% estimated participation.

Submitted by: Gilbert Silva, Child Nutrition Director