


Special Services Report

October 2020



Hidalgo County Head Start Program

Policy Council Consent Agenda

DATE: November 18, 2020

SUBJECT: Approval of Monthly Special Services Report

RATIONALE/NEED: This report keeps the Policy Council Members informed on the number of children with special needs.

RECOMMENDATION: Administration recommends approval.

COST: N/A

RELATED INFORMATION INCLUDES: Monthly Special Services Report

INITIATED BY: Edna Snider, Special Services Director 

REVIEWED BY: Nora S. Munoz, Assistant Director for Programmatic Services 

EXECUTIVE DIRECTOR'S APPROVAL: 

Special Services Program Report


October 2020

Center	IDEA Eligible	Pending IDEA Eligibility	DNQ under IDEA Eligibility	Parent Refused	Children receiving Rehab	Total Center Enrollment	10% Quota
Alamo	8	2	0	0	0	119	12
Alton	7	0	1	0	6	120	12
Anaya	3	4	0	0	0	74	7
Bonham	13	0	1	0	0	132	13
Capt. J. Castro	7	3	0	0	0	60	6
Donna I	11	0	0	0	0	140	14
Donna II	3	0	1	0	0	60	6
Edinburg II	4	3	0	0	0	60	6
Edinburg III	5	2	0	0	0	51	5
Edinburg IV	8	3	0	0	0	208	21
Edinburg V	7	4	0	0	0	172	17
Farias	5	3	1	1	0	132	13
Hidalgo	6	0	0	0	1	40	4
JRG	7	1	0	0	0	138	14
La Herencia	8	0	0	0	0	52	5
La Joya	8	6	0	0	0	100	10
Longoria	3	0	0	0	0	88	9
Mercedes	11	3	0	0	0	160	16
Mission II	12	0	0	0	0	140	14
Mission III	3	0	0	0	0	51	5
Mission IV	3	0	0	0	0	60	6
Monte Alto	3	1	0	0	0	40	4
Navarro	41	3	1	0	0	210	21
North Bridge	15	1	0	0	0	140	14
Palacios	10	0	0	0	0	148	15
Palmview II	12	3	0	0	0	159	16
Palmview III	13	0	0	0	2	120	12
Pharr	6	6	0	0	5	100	10
Progreso	5	0	0	0	0	54	5
San Carlos	7	6	0	0	0	88	9
San Juan I	2	1	0	0	0	60	6
San Juan II	9	1	0	0	0	140	14
Sullivan	17	6	0	0	0	80	8
UTRGV	1	3	0	0	0	34	4
Weslaco III	6	0	0	0	0	100	10
Western Rd	2	1	0	0	0	60	6
Total	291	66	5	1	14	3690	369

10% Quota Met

Special Services Report

November 2020



Hidalgo County Head Start Program

Policy Council Consent Agenda

DATE: December 16, 2020

SUBJECT: Approval of Monthly Special Services Report

RATIONALE/NEED: This report keeps the Policy Council Members informed on the number of children with special needs.

RECOMMENDATION: Administration recommends approval.

COST: N/A

RELATED INFORMATION INCLUDES: Monthly Special Services Report

INITIATED BY: Edna Snider, Special Services Director

REVIEWED BY: Nora S. Munoz, Assistant Director for Programmatic Services

EXECUTIVE DIRECTOR'S APPROVAL: *Jules Flores*

Nora S. Munoz


Special Services Program Report

November 2020

Center	IDEA Eligible	Pending IDEA Eligibility	DNQ under IDEA Eligibility	Parent Refused	Children receiving Rehab	Total Center Enrollment	10% Quota
Alamo	8	3	0	0	0	119	12
Alton	7	0	1	0	6	120	12
Anaya	3	3	1	0	0	74	7
Bonham	13	0	0	0	0	132	13
Capt. J. Castro	7	3	0	0	0	60	6
Donna I	11	0	0	0	0	140	14
Donna II	4	0	1	0	0	60	6
Edinburg II	4	2	0	0	0	60	6
Edinburg III	5	2	0	0	0	51	5
Edinburg IV	10	3	0	0	0	208	21
Edinburg V	10	0	1	0	0	172	17
Farias	5	3	1	1	0	132	13
Hidalgo	6	0	0	0	1	40	4
JRG	8	1	0	0	0	138	14
La Herencia	8	0	0	0	0	52	5
La Joya	8	4	0	0	0	100	10
Longoria	3	0	0	0	0	88	9
Mercedes	14	2	0	0	0	160	16
Mission II	12	0	0	0	0	140	14
Mission III	3	0	0	0	0	51	5
Mission IV	3	0	0	0	0	60	6
Monte Alto	3	1	0	0	0	40	4
Navarro	42	4	1	0	0	210	21
North Bridge	15	1	0	0	0	140	14
Palacios	10	0	0	0	0	148	15
Palmview II	13	7	0	0	0	159	16
Palmview III	14	3	0	0	2	120	12
Pharr	6	4	1	0	5	100	10
Progreso	5	0	0	0	0	54	5
San Carlos	8	5	0	0	0	88	9
San Juan I	2	1	0	0	0	60	6
San Juan II	10	0	0	0	0	140	14
Sullivan	21	3	1	0	0	80	8
UTRGV	2	1	2	0	0	34	4
Weslaco III	6	0	0	0	0	100	10
Western Rd	3	2	0	0	0	60	6
Total	312	58	10	1	14	3690	369

10% Quota Met

Special Services Report
December 2020



Hidalgo County Head Start Program

Policy Council Consent Agenda

DATE: January 20, 2021

SUBJECT: Approval of Monthly Special Services Report

RATIONALE/NEED: This report keeps the Policy Council Members informed on the number of children with special needs.

RECOMMENDATION: Administration recommends approval.

COST: N/A

RELATED INFORMATION INCLUDES: Monthly Special Services Report

INITIATED BY: Edna Snider, Special Services Director

REVIEWED BY: Nora S. Munoz, Assistant Director for Programmatic Services

EXECUTIVE DIRECTOR'S APPROVAL: Terese Flores

Special Services Program Report

December 2020

Center	IDEA Eligible	Pending IDEA Eligibility	DNQ under IDEA Eligibility	Parent Refused	Children receiving Rehab	Total Center Enrollment	10% Quota
Alamo	9	2	0	0	0	119	12
Alton	7	0	1	0	6	120	12
Anaya	3	3	1	0	0	74	7
Bonham	13	0	0	0	0	132	13
Capt. J. Castro	7	3	0	0	0	60	6
Donna I	11	0	0	0	0	140	14
Donna II	4	0	1	0	0	60	6
Edinburg II	4	2	0	0	0	60	6
Edinburg III	6	2	0	0	0	51	5
Edinburg IV	11	2	0	0	0	208	21
Edinburg V	10	0	1	0	0	172	17
Farias	5	2	1	1	0	132	13
Hidalgo	6	0	0	0	1	40	4
JRG	8	0	0	0	0	138	14
La Herencia	8	0	0	0	0	52	5
La Joya	8	4	0	0	0	100	10
Longoria	4	0	0	0	0	88	9
Mercedes	15	1	0	0	0	160	16
Mission II	13	0	0	0	0	140	14
Mission III	3	0	0	0	0	51	5
Mission IV	3	2	0	0	0	60	6
Monte Alto	3	1	0	0	0	40	4
Navarro	43	4	1	0	0	210	21
North Bridge	15	1	0	0	0	140	14
Palacios	10	0	0	0	0	148	15
Palmview II	15	7	1	0	0	159	16
Palmview III	16	1	0	0	2	120	12
Pharr	6	4	1	0	5	100	10
Progreso	5	0	0	0	0	54	5
San Carlos	10	3	0	0	0	88	9
San Juan I	2	1	0	0	0	60	6
San Juan II	10	0	0	0	0	140	14
Sullivan	22	3	1	0	0	80	8
UTRGV	3	0	2	0	0	34	4
Weslaco III	6	0	0	0	0	100	10
Western Rd	3	2	0	0	0	60	6
Total	327	50	11	1	14	3690	369

10% Quota Met