



HIDALGO COUNTY TAX ASSESSOR-COLLECTOR



▣ STATEMENT OF REVENUE COLLECTIONS

COUNTY SERVICES

Most vehicle title and registration services:

- Initial registration (license plates and registration stickers)
- Registration renewals
- Vehicle title transfers
- Change of address on motor vehicle records
- Disabled person license plates and parking placards
- Duplicate registration receipt
- Temporary permits, such as 30-Day Permits and One-Trip Permits
- Exempt registration
- Specialty license plates



Registration and Title Summary Report

Motor Vehicle Transaction Services

JAN - DEC 2021

1	ANTIQUE MOTORCYCLE PLT	-	23	ONE -TRIP PERMIT	380
2	ANTIQUE PLT	-	24	PASSENGER AND TRUCK PLT	146,240
3	BLUE DISABLED PLACARD	20,265	25	PERMIT PLATE	1
4	CITY BUS PLT	-	26	PLATE STICKER	50,853
5	COMBINATION PLT	911	27	PRIVATE BUS PLATE	36
6	COTTON PLT	2	28	RED DISABLED PLACARD	2,715
7	DISABLED MOTORCYCLE PLT	10	29	SEASONAL AG PERMIT	67
8	DISABLED PERSON PLT	1,433	30	SOIL CONSERVATION PLT	-
9	EXEMPT DOUBLE PLT	585	31	SOIL CONSERVATION TRLR PLT	-
10	EXEMPT MOTORCYCLE PLT	9	32	TOKEN TRAILER PLT	2,560
11	EXEMPT SINGLE PLT	111	33	TOW TRUCK PLT (LARGE)	73
12	FARM TRK TRACTOR PLT	4	34	TRACTOR PLT	-
13	FARM TRAILER PLT	768	35	TRAVEL TRAILER PLT	2,248
14	FARM TRUCK PLT	196	36	TRAILER PLT	6,631
15	FORM 31-RTS	-	37	TRUCK PLATE	-
16	GOLF CART PLT	29	38	WINSHIELD STICKER	624,655
17	MACHINERY PLT	120	39	144-HR PERMIT	283
18	MILITARY VEHICLE PLT	-	40	30 DAY MOTORCYCLE PERMIT	19
19	MOPED PLT	3	41	30 DAY PERMIT	3,226
20	MOTOR BUS PLT	12	42	72-HOUR PERMIT	137
21	MOTORCYCLE PLT	1,433		TOTAL TRANSACTIONS:	866,015
22	ONE TRIP MC PERMIT	-		TOTAL COLLECTIONS:	\$ 232,998,732.88

PABLO (PAUL) VILLARREAL, JR TAX ASSESSOR & COLLECTOR
STATEMENT OF REVENUE COLLECTED
FOR FISCAL YEAR 2021

<u>MOTOR VEHICLE DEPARTMENT:</u>	2021	2020	Difference	% Increase -% Decrease
<u>AUTO FEES COLLECTED:</u>				
REGISTRATION G F - COMMISSIONS (GF)	1,823,791.40	1,446,293.05	377,498.35	26.10%
REGISTRATION ROAD & BRIDGE FUND (SRF)	360,000.00	360,000.00	0.00	0.00%
100% PYMT of 5% CREDIT OF SALES TAX TO (GF)	6,064,843.93	5,860,855.43	203,988.50	3.48%
ROAD & BRIDGE - ADDITIONAL \$10.00 (SRF)	6,966,650.00	6,423,090.00	543,560.00	8.46%
<u>TOTAL AUTO FEES COLLECTED</u>	<u>15,215,285.33</u>	<u>14,090,238.48</u>	<u>1,125,046.85</u>	<u>7.98%</u>
 CERTIFICATE OF TITLE ** (222,558) (GF)	 1,112,790.00	 965,950.00	 146,840.00	 15.20%
 BEER - WINE (GF)	 206,297.25	 197,229.50	 9,067.75	 4.60%
COUNTY BEER - WINE COMMISSIONS (GF)	16,056.75	19,401.50	-3,344.75	-17.24%
FRAUD INSPECTION FEE (GF)	2,360.00	3,960.00	-1,600.00	-40.40%
MISC-COPY FEES (GF)	8.00	36.50	-28.50	-78.08%
MISC-NSF CHARGE FEES (GF)	4,801.22	5,189.00	-387.78	-7.47%
CITY SCOFFLAW FEES (GF)	167,588.10	130,626.17	36,961.93	28.30%
TITLE SERVICE LICENSE (GF)	7,500.00	2,000.00	5,500.00	275.00%
TITLE SERVICE RUNNER LICENSE (GF)	9,300.00	3,300.00	6,000.00	181.82%
TITLE SERVICE LICENSE RENEWAL (GF)	3,800.00	2,200.00	1,600.00	72.73%
INTERST EARNED (COUNTY PORTION) (GF)	31,630.96	33,544.38	-1,913.42	-5.70%
<u>TOTAL COUNTY COLLECTIONS</u>	<u>16,777,417.61</u>	<u>15,453,675.53</u>	<u>1,323,742.08</u>	<u>8.57%</u>
 <u>RMA - COUNTY MOBILITY FEE</u>	 6,966,590.00	 6,422,850.00	 543,740.00	 8.47%
 <u>TOTAL COUNTY COLLECTIONS AND RMA</u>	 23,744,007.61	 21,876,525.53	 1,867,482.08	 8.54%

(GF) GENERAL FUND

(SRF) SPECIAL REVENUE FUND

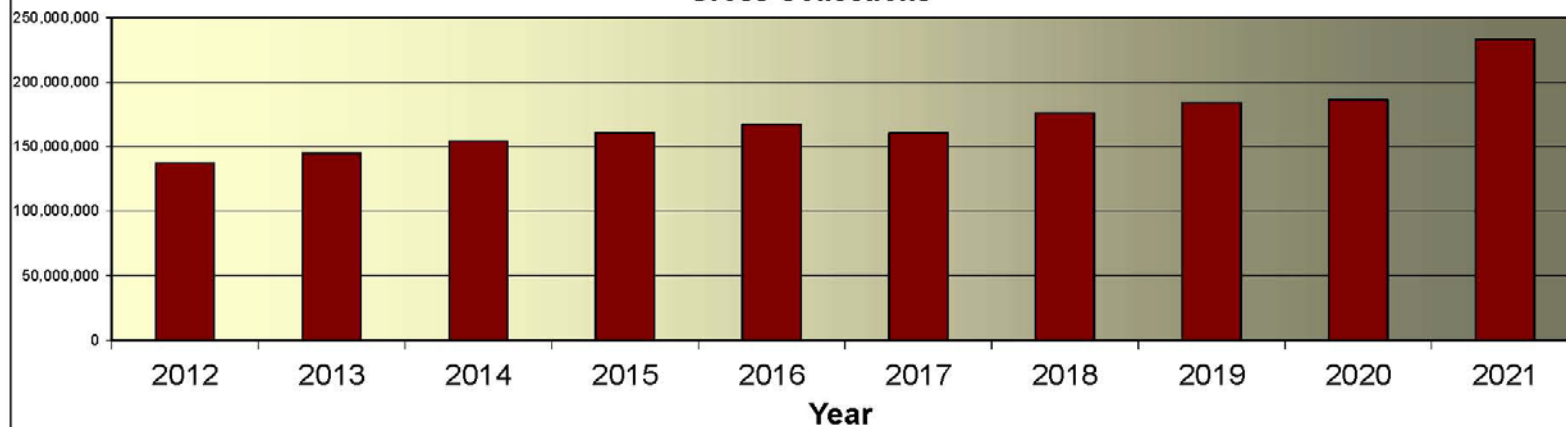
** DENOTES TOTAL QUANTITY PROCESSED IN 2021

**PABLO (PAUL) VILLARREAL, JR TAX ASSESSOR & COLLECTOR
STATEMENT OF REVENUE COLLECTED
FOR FISCAL YEAR 2021**

<u>MOTOR VEHICLE DEPARTMENT:</u>	<u>2021</u>	<u>2020</u>	<u>Difference</u>	<u>% Increase -% Decrease</u>
<u>FEES COLLECTED FOR STATE:</u>				
REGISTRATION	45,760,062.83	41,736,171.79	4,023,891.04	9.64%
CERTIFICATE OF TITLE ** (222,558)	1,780,464.00	1,545,520.00	234,944.00	15.20%
REBUILT FEE ** (16,953)	1,101,945.00	1,020,825.00	81,120.00	7.95%
SALES TAX	154,872,728.84	114,654,863.51	40,217,865.33	35.08%
INTEREST EARNED (STATE PORTION)	52,879.77	43,998.23	8,881.54	20.19%
SPECIAL PLATES	305,243.58	254,958.79	50,284.79	19.72%
INSPECTION FEE	5,375,296.25	4,973,034.25	402,262.00	8.09%
FARMER'S FUND	6,105.00	5,955.00	150.00	2.52%
<u>TOTAL STATE COLLECTIONS</u>	<u>209,254,725.27</u>	<u>164,235,326.57</u>	<u>45,019,398.70</u>	<u>27.41%</u>
<u>TOTAL MOTOR VEHICLE DEPT. REVENUE</u>	<u>232,998,732.88</u>	<u>186,111,852.10</u>	<u>46,886,880.78</u>	<u>25.19%</u>

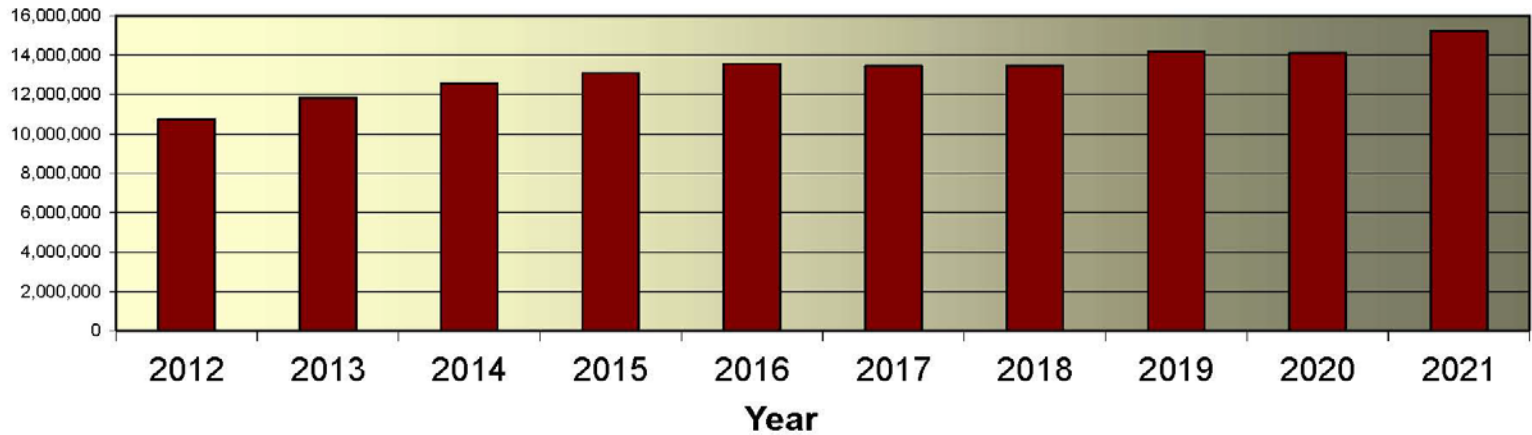
** DENOTES TOTAL QUANTITY PROCESSED IN 2021

Motor Vehicle Registration Gross Collections



	2012	2013	2014	2015	2016	2017	2018	2019	2020	2021
Gross Collections	137,268,438	144,735,132	154,472,680	160,992,186	167,224,974	160,791,515	175,742,493	183,635,045	186,111,852	232,998,733
Annual Increase		7,466,694	9,737,548	6,519,506	6,232,788	-6,433,460	14,950,978	7,892,552	2,476,807	46,886,881
Annual % Increase		5.44%	6.73%	4.22%	3.87%	-3.85%	9.30%	4.49%	1.35%	25.19%
Total Increase to 2012		7,466,694	17,204,242	23,723,748	29,956,536	23,523,077	38,474,055	46,366,607	48,843,414	95,730,295
Total % Increase 2012		5.44%	12.53%	17.28%	21.82%	17.14%	28.03%	33.78%	35.58%	69.74%

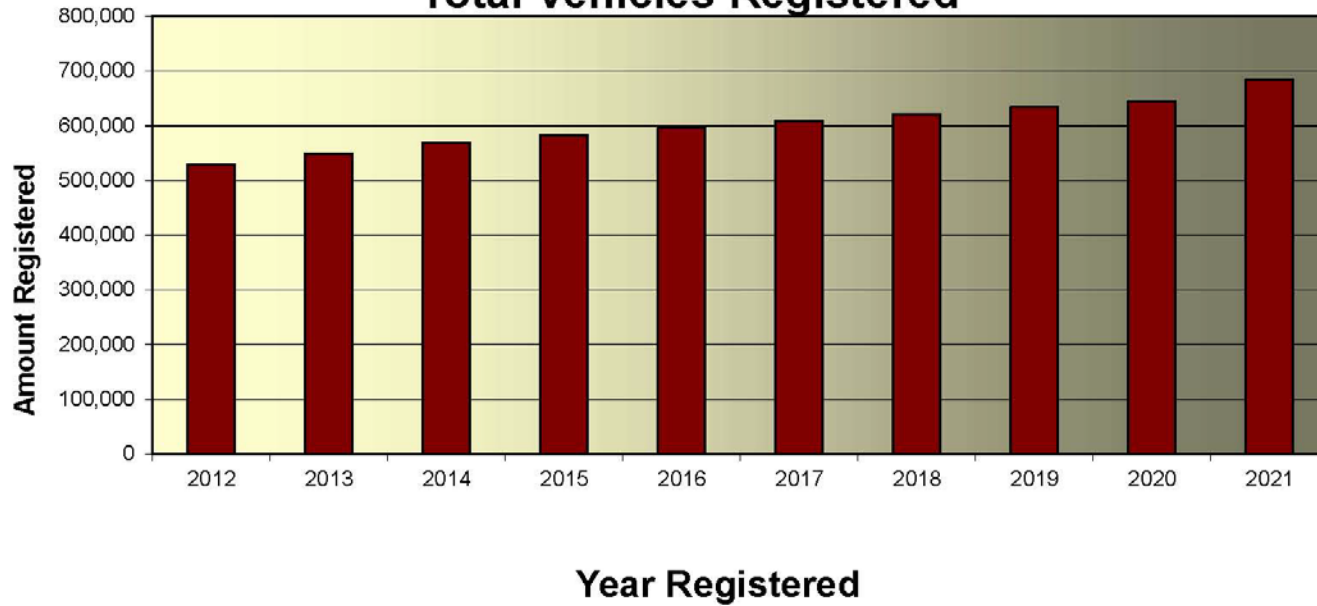
Motor Vehicle Registration Net Commissions & Fees



	2012	2013	2014	2015	2016	2017	2018	2019	2020	2021
Net Comm. & Fees	10,751,862	11,833,487	12,555,127	13,099,611	13,567,092	13,456,191	13,444,536	14,194,604	14,090,238	15,215,285
Annual Increase		1,081,625	721,640	544,485	467,480	-110,901	-11,655	750,068	-104,365	1,125,047
Percent Increase		10.06%	6.10%	4.34%	3.57%	-0.82%	-0.09%	5.58%	-0.74%	7.98%
Total Increase to 2012		1,081,625	1,803,265	2,347,750	2,815,230	2,704,329	2,692,674	3,442,742	3,338,377	4,463,424
Total% Increase to 2012		10.06%	16.77%	21.84%	26.18%	25.15%	25.04%	32.02%	31.05%	41.51%

Revised on 01/24/2022

**Hidalgo County
Tax Assessor Collector
Department of Motor Vehicle
Total Vehicles Registered**



	2012	2013	2014	2015	2016	2017	2018	2019	2020	2021
No. Veh. Reg.	529,102	549,205	568,966	583,042	595,640	608,697	620,957	634,068	644,500	684,405
Increase	23,579	20,103	19,761	14,076	12,598	13,057	12,260	13,111	23,543	50,337
Percent Increase	4.66%	3.80%	3.60%	2.47%	2.16%	2.19%	2.01%	2.11%	1.65%	6.19%
Total Increase to 2011	23,579	43,682	63,443	77,519	90,117	103,174	115,434	128,545	138,977	178,882
Total% Increase to 2011	4.66%	8.64%	12.55%	15.33%	17.83%	20.41%	22.83%	25.43%	27.49%	35.39%
# of Employees	72	75	83	82	82	82	82	82	82	82
Vehicles Per Employee	7,349	7,323	6,855	7,110	7,264	7,423	7,573	7,733	7,860	8,346

Registration and Title Summary Report

Motor Vehicle Transaction Services

JAN - JUN 2022

1	ANTIQUE MOTORCYCLE PLT	-	23	ONE -TRIP PERMIT	196
2	ANTIQUE PLT	-	24	PASSENGER AND TRUCK PLT	70,155
3	BLUE DISABLED PLACARD	9,675	25	PERMIT PLATE	-
4	CITY BUS PLT	-	26	PLATE STICKER	25,821
5	COMBINATION PLT	477	27	PRIVATE BUS PLATE	11
6	COTTON PLT	-	28	RED DISABLED PLACARD	1,532
7	DISABLED MOTORCYCLE PLT	3	29	SEASONAL AG PERMIT	20
8	DISABLED PERSON PLT	655	30	SOIL CONSERVATION PLT	-
9	EXEMPT DOUBLE PLT	298	31	SOIL CONSERVATION TRLR PLT	-
10	EXEMPT MOTORCYCLE PLT	-	32	TOKEN TRAILER PLT	1,259
11	EXEMPT SINGLE PLT	88	33	TOW TRUCK PLT (LARGE)	23
12	FARM TRK TRACTOR PLT	-	34	TRACTOR PLT	1
13	FARM TRAILER PLT	320	35	TRAVEL TRAILER PLT	1,086
14	FARM TRUCK PLT	76	36	TRAILER PLT	2,808
15	FORM 31-RTS	-	37	TRUCK PLATE	-
16	GOLF CART PLT	15	38	WINSHIELD STICKER	318,554
17	MACHINERY PLT	17	39	144-HR PERMIT	185
18	MILITARY VEHICLE PLT	-	40	30 DAY MOTORCYCLE PERMIT	14
19	MOPED PLT	-	41	30 DAY PERMIT	952
20	MOTOR BUS PLT	5	42	72-HOUR PERMIT	62
21	MOTORCYCLE PLT	826		TOTAL TRANSACTIONS:	435,138
22	ONE TRIP MC PERMIT	4		TOTAL COLLECTIONS:	\$ 130,030,629.93

PABLO (PAUL) VILLARREAL JR. TAX ASSESSOR & COLLECTOR
STATEMENT OF REVENUE COLLECTED
FOR JAN - JUN 2022

<u>MOTOR VEHICLE DEPARTMENT:</u>	<u>JAN - JUN 2022</u>	<u>JAN - JUN 2021</u>	<u>Difference</u>	<u>% Increase -% Decrease</u>
<u>AUTO FEES COLLECTED:</u>				
REGISTRATION G F - COMMISSIONS (GF)	1,124,288.40	815,847.22	308,441.18	37.81%
REGISTRATION ROAD & BRIDGE FUND (SRF)	360,000.00	360,000.00	0.00	0.00%
100% PYMT of 5% CREDIT OF SALES TAX (GF)	7,807,308.66	6,064,843.93	1,742,464.73	28.73%
ROAD & BRIDGE - ADDITIONAL \$10.00 (SRF)	3,610,460.00	3,720,720.00	-110,260.00	-2.96%
<u>TOTAL AUTO FEES COLLECTED</u>	<u>12,902,057.06</u>	<u>10,961,411.15</u>	<u>1,940,645.91</u>	<u>17.70%</u>
<u>CERTIFICATE OF TITLE</u> ** (110,619) (GF)	553,095.00	584,150.00	-31,055.00	-5.32%
<u>COUNTY BLW & COMMISSIONS (GF)</u>	102,590.00	134,373.50	-31,783.50	-23.65%
<u>FRAUD INSPECTION FEE (GF)</u>	2,240.00	80.00	2,160.00	2700.00%
<u>MISCELLANEOUS COLLECTIONS (GF)</u>	3.00	6.50	-3.50	-53.85%
<u>MISC-NSF CHARGE FEES (GF)</u>	2,330.00	2,666.22	-336.22	-12.61%
<u>CITY SCOFFLAW FEES (GF)</u>	77,993.39	86,305.48	-8,312.09	-9.63%
<u>TITLE SERVICE LICENSE (GF)</u>	2,500.00	1,000.00	1,500.00	150.00%
<u>TITLE SERVICE RUNNER LICENSE (GF)</u>	4,600.00	3,800.00	800.00	21.05%
<u>TITLE SERVICE LICENSE RENEWAL (GF)</u>	2,800.00	3,200.00	-400.00	-12.50%
<u>LSNB INTEREST (GF)</u>	19,041.63	18,772.33	269.30	1.43%
<u>TOTAL COUNTY COLLECTIONS</u>	<u>13,669,250.08</u>	<u>11,795,765.18</u>	<u>1,873,484.90</u>	<u>15.88%</u>
<u>RMA COUNTY MOBILITY FEE</u>	<u>3,610,460.00</u>	<u>3,720,700.00</u>	<u>-110,240.00</u>	<u>-2.96%</u>
<u>TOTAL COUNTY COLLECTIONS AND RMA</u>	<u>17,279,710.08</u>	<u>15,516,465.18</u>	<u>1,763,244.90</u>	<u>11.36%</u>

(GF) GENERAL FUND

(SRF) SPECIAL REVENUE FUND

** DENOTES TOTAL QUANTITY PROCESSED

PABLO (PAUL) VILLARREAL JR. TAX ASSESSOR & COLLECTOR
STATEMENT OF REVENUE COLLECTED
FOR JAN - JUN 2022

<u>MOTOR VEHICLE DEPARTMENT:</u>	<u>JAN - JUN 2022</u>	<u>JAN - JUN 2021</u>	<u>Difference</u>	<u>% Increase -% Decrease</u>
<u>FEES COLLECTED FOR STATE:</u>				
REGISTRATION	23,895,776.85	24,139,610.43	-243,833.58	-1.01%
CERTIFICATE OF TITLE **(110,619)	884,952.00	934,640.00	-49,688.00	-5.32%
REBUILT FEE ** (9,241)	600,665.00	575,770.00	24,895.00	4.32%
SALES TAX	84,377,839.95	76,094,836.29	8,283,003.66	10.89%
SALES TAX NOW INTEREST	27,050.30	25,879.83	1,170.47	4.52%
SPECIAL PLATES	174,904.50	159,852.32	15,052.18	9.42%
INSPECTION FEE	2,786,996.25	2,870,752.75	-83,756.50	-2.92%
FARMER'S FUND	2,735.00	3,180.00	-445.00	-13.99%
 <u>TOTAL STATE COLLECTIONS</u>	 <u>112,750,919.85</u>	 <u>104,804,521.62</u>	 <u>7,946,398.23</u>	 <u>7.58%</u>
 TOTAL MOTOR VEHICLE DEPT. REVENUE	 <u>130,030,629.93</u>	 <u>120,320,986.80</u>	 <u>9,709,643.13</u>	 <u>8.07%</u>

** DENOTES TOTAL QUANTITY PROCESSED

Heart Attack Symptoms

Discomfort or pain in your chest, arms, back, neck, jaw, or other part of the body.

Sudden dizziness, lightheadedness, or fainting.

Sudden shortness of breath.

Sudden weakness or numbness in the face, arm, or leg, especially on one side of the body.

Sudden confusion, trouble speaking, or difficulty understanding others.

Sudden trouble seeing in one or both eyes.

Sudden trouble walking, loss of balance, or loss of coordination.

Sudden severe headache with no known cause.

If you are having these symptoms (or think you might be), call 911.



Heartbeat

Computer workstation with monitor and keyboard.

MOTOR VEHICLES

REVENUE CENTER

Service counter with staff and customers.

Waiting area with red chairs.

Sign: NO LOITERING IN HALLWAYS

Sign: HOME (with house icon)

Sign: NO LOITERING IN HALLWAYS

R182	...
T255	...
R181	...
R183	...
R179	...

Property / Propiedad

TAX COLLECTIONS

TAX CERTIFICATES

PARTIAL PAYMENTS

ASSESSING DEPARTMENT

Mitago Co. Appraisal District
Special Inventory Statement
Bring Off

Informational sign with text: Inform...

THANK YOU

