



2023
BUDGET
PROCESS

WORKSHOP #4
PROPOSED BUDGET
September 20 2022

Table of Contents

2023 Budget Process

GENERAL FUND

2023 PROPOSED BUDGET	4
PROPOSED PERSONNEL ADJUSTMENTS.....	5

ROAD & BRIDGE

ROAD & BRIDGE PROPOSED BUDGET.....	7
ROAD & BRIDGE PROPOSED ALLOCATION.....	8
PROPOSED PERSONNEL ADJUSTMENTS.....	9

APPENDIX

GENERAL FUND ADOPTED VS ACTUAL EXPENDITURES	11
FUND BALANCE PROJECTED VS ACTUAL.....	12
R&B FUND REVENUES ESTIMATED VS ACTUAL	13
R&B FUND TOTAL AVAILABLE RESOURCES	14



GENERAL FUND

HIDALGO COUNTY

Department Of Budget & Management

2023 Budget Process

GENERAL FUND

Proposed Budget

As of September 20, 2022

Property Tax Revenue	\$	232,464,122
Other Revenue		31,385,968
ESTIMATED REVENUES:		263,850,090
2022 Adopted Budget:		248,784,748
2023 Budget Increases:		34,093,933
2023 ESTIMATED BUDGET:		282,878,681
Surplus / (Short Fall):		(19,028,591)
Less Other Resources:		6,882,895
NET SURPLUS/(SHORT FALL):	\$	(12,145,696)
ESTIMATED UNASSIGNED FB:		39,309,941
PROJECTED UNASSIGNED FB:		49,184,377
PROJECTED UNASSIGNED ENDING FB:		37,038,681
PROJECTED % OF APPROPRIATIONS:		13.09%

HIDALGO COUNTY

Department Of Budget & Management

2023 Budget Process

GENERAL FUND

Proposed Personnel Adjustments

As of September 20, 2022

Account Number	Department Name	Slot	Position Title	Grade & Step		Estimated Cost	Action
121-001	PCT 1 SANITATION	0034	ADMINISTRATIVE ASSISTANT IV	G10S01	-	\$ 1,690.00	RECLASS
070-001	INDIGENT DEFENSE	006	ELIGIBILITY SPECIALIST II	G08S01	-	2,837.00	RECLASS
070-001	INDIGENT DEFENSE	007	ELIGIBILITY SPECIALIST II	G08S01	-	2,837.00	RECLASS
080-003	AUTOPSIES	0001	AUTOPSY TECHNICIAN II	G11S04	-1	(48,558.00)	DELETE
080-003	AUTOPSIES	0002	AUTOPSY TECHNICIAN II	G11S02	-1	(45,329.00)	DELETE
115-001	DBM	0002	DIVISION MANAGER III -BUDGET & MANAGEMENT	G18S05	-	5,727.00	SET SALARY
115-001	DBM	0003	DIVISION MANAGER III - STRATEGIC PLANNING	G18S05	-	5,727.00	SET SALARY
115-001	DBM	0037	ADMIN ASSISTANT II	G06S01	1	(29,807.00)	DELETE
115-001	DBM	0039	CLERK II	G03S03	-1	25,347.00	CREATE
125-001	EXECUTIVE OFFICE	0025	FORENSIC CENTER ATTENDANT	G06S01	-1	(29,807.00)	DELETE
125-001	EXECUTIVE OFFICE	TBD	PROGRAM MANAGER II	G15S08	1	75,808.00	CHANGE IN FUNDING SOURCE
125-001	EXECUTIVE OFFICE	TBD	PROGRAM MANAGER III	G17S03	1	74,451.00	CHANGE IN FUNDING SOURCE
125-001	EXECUTIVE OFFICE	TBD	ADMINISTRATIVE ASSISTANT IV	G10S01	1	40,552.00	CHANGE IN FUNDING SOURCE
125-001	EXECUTIVE OFFICE	TBD	COORDINATOR IV	G15S7	1	73,244.00	CHANGE IN FUNDING SOURCE
190-001	HUMAN RESOURCES	0014	ASSISTANT DIRECTOR, HUMAN RESOURCES	G19S01	-1	(81,065.00)	DELETE
190-002	HUMAN RESOURCES	0013	DIVISION MANAGER III	G18S01	-	3,712.00	RECLASS
190-002	HUMAN RESOURCES	0004	DIVISION MANAGER III	G18S01	-	10,708.00	RECLASS
125-011	TX DPS	0002	ADMIN ASSISTANT I	G04S01	-1	(25,555.00)	DELETE

TOTAL NUMBER OF POSITIONS:	-1
ESTIMATED GENERAL FUND COST:	62,519.00
HEALTH & LIFE:	(8,288.00)
FRINGE BENEFITS:	13,441.59
TOTAL COST: \$	67,672.59



ROAD & BRIDGE FUND

HIDALGO COUNTY
 Department Of Budget & Management

2023 Budget Process

ROAD AND BRIDGE

Proposed Base Budget

As of September 20, 2022

FINANCING METHOD:

Estimated Motor Vehicle Registration Fees	\$	7,230,000
Fines and Forfeits Revenue		3,840,000
Estimated Fund Balance as of (12/31/2022)		5,411,953
General Fund Transfer In		5,367,105

Projected Estimated Resources:

21,849,058

2022 Adopted Budget:

21,675,217

BUDGET ADJUSTMENTS:

Personnel Actions (Approved since budget adoption as of August 2022)		456,314
Cost of Living 2%		299,541
Classification and Compensation Pay Plan (Step Increase 124 employees)		229,235
Health Insurance (6% Premium Increase)		184,044
Lost Steps		(142,478)
Deleted Position		(47,401)
Change in Funding Source (Positions transferred to GF)		(353,979)
Workers Comp Rates		(501,263)
Total Increases:		124,012

Budget Need for 2023:

21,799,229

Estimated Surplus / (Short Fall):

\$ 49,829

HIDALGO COUNTY

Department Of Budget & Management

2023 Budget Process

ROAD AND BRIDGE

Proposed Funding Allocation

As of September 20, 2022

Estimated Fund Balance			\$	5,411,953
Estimated 2023 Revenue-Road & Bridge Fund				11,070,000
Other Resources - Transfer In General Fund				5,367,105
Total available resources				21,849,058
Less:				
County Wide Shop				543,982
Planning & Engineering				412,705
				956,687
Balance (available resources)				20,892,371
Proposed Fund Balance				200,000
Available to Precincts				20,692,371
		%		
Precinct No. 1	26.5%	26.5%		5,483,478
Precinct No. 2	22.5%	22.5%		4,655,783
Precinct No. 3	26.5%	26.5%		5,483,478
Precinct No. 4	24.5%	24.5%		5,069,631
				\$ 20,692,371

HIDALGO COUNTY
Department Of Budget & Management

2023 Budget Process

ROAD & BRIDGE

Personnel Adjustments

As of September 20, 2022

Account Number	Department Name	Slot	Position Title	Grade & Step	Qty	Estimated Cost	Action
121-004	Pct 1 ADM	0037	PROGRAM SPECIALIST I	G09S01	-	\$ -	TITLE CHANGE
121-004	Pct 1 ADM	0002	DIRECTOR OF OPERATIONS	G17S03	-	3,103.00	RECLASS
125-028	BCAP	0002	CLERK IV	G07S01	-1	(32,192.00)	DELETE
125-028	BCAP	0001	PROGRAM MANAGER II	G15S08	-1	(75,808.00)	CHANGE IN FUNDING SOURCE
125-030	R&B CO. WIDE	0002	PROGRAM MANAGER III	G17S03	-1	(74,451.00)	CHANGE IN FUNDING SOURCE
125-030	R&B CO. WIDE	0003	ADMINISTRATIVE ASSISTANT IV	G10S01	-1	(40,552.00)	CHANGE IN FUNDING SOURCE
125-030	R&B CO. WIDE	0004	COORDINATOR IV	G15S07	-1	(73,244.00)	CHANGE IN FUNDING SOURCE
TOTAL NUMBER OF POSITIONS:						-5	
ESTIMATED GENERAL FUND COST:						(293,144.00)	
HEALTH & LIFE:						(41,440.00)	
FRINGE BENEFITS:						(63,025.96)	
TOTAL COST: \$						(397,609.96)	



APPENDIX

HIDALGO COUNTY
 Department Of Budget & Management

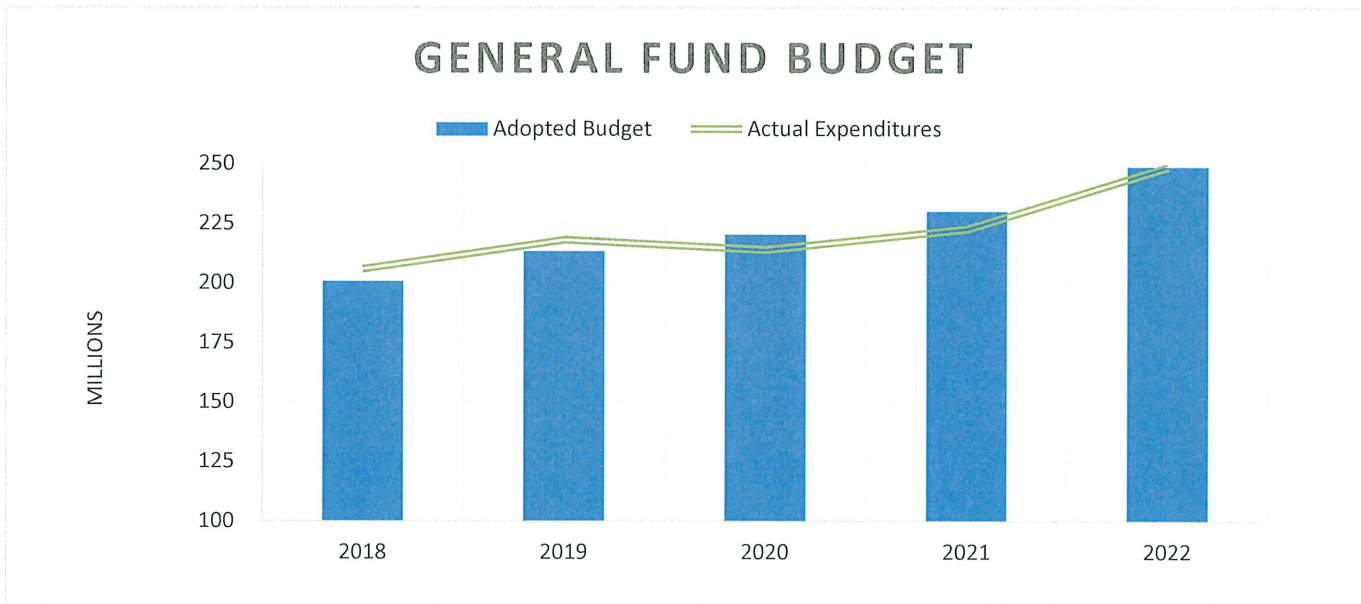
2023 BUDGET PROCESS

GENERAL FUND

Adopted Vs. Actual

Five Year History

Year	Adopted Budget	Actual Expenditures	Variance
2017	194,269,170	196,755,694	2,486,524
2018	200,700,595	205,832,264	5,131,669
2019	213,365,644	218,151,349	4,785,705
2020	220,331,006	213,916,683	(6,414,323)
2021	230,132,361	222,689,363	(7,442,998)
2022	248,784,748	248,784,748	-



HIDALGO COUNTY

Department Of Budget & Management

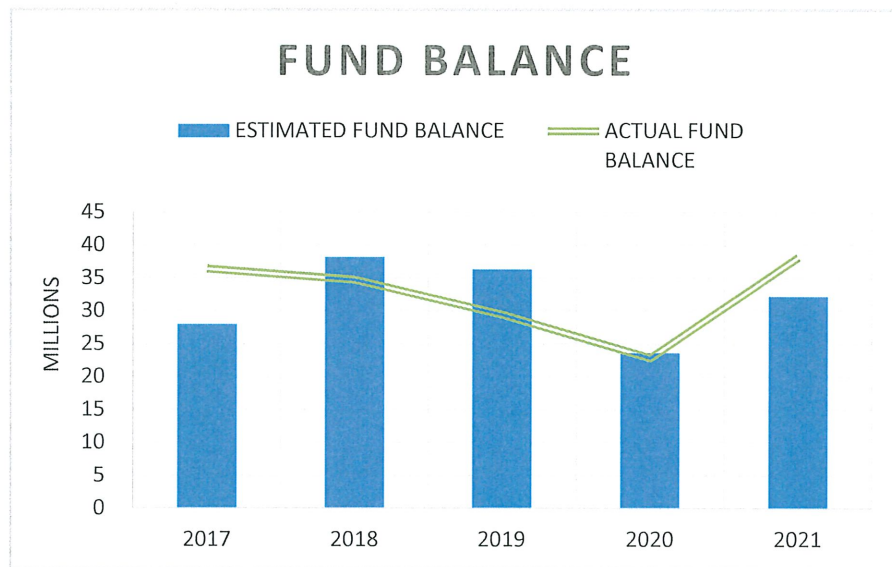
2023 BUDGET PROCESS

FUND BALANCE

Projected Vs. Actual

Five Year History

YEAR	ESTIMATED FUND BALANCE	ACTUAL FUND BALANCE	VARIANCE
2017	27,969,027	36,360,709	8,391,682
2018	38,159,279	34,692,619	(3,466,660)
2019	36,288,497	29,442,241	(6,846,256)
2020	23,616,256	22,861,848	(754,408)
2021	32,228,345	38,192,503	5,964,158



HIDALGO COUNTY

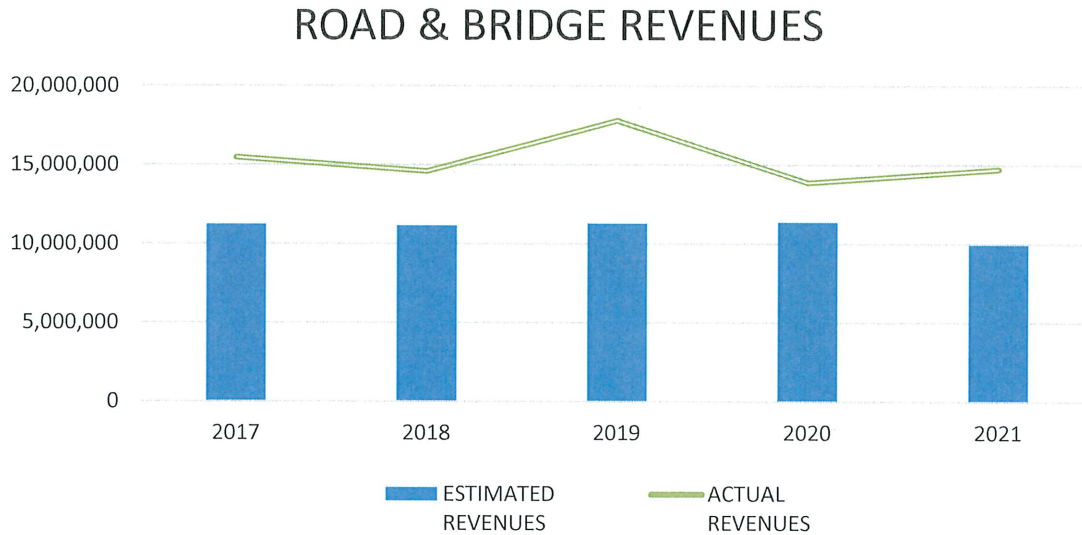
Department Of Budget & Management

ROAD & BRIDGE

Revenue Estimated Vs. Actual
Five Year History

YEAR	ESTIMATED REVENUES	ACTUAL REVENUES	VARIANCE
2017	11,255,000	15,491,934	4,236,934
2018	11,170,000	14,614,861	3,444,861
2019	11,305,000	17,827,883	6,522,883
2020	11,402,000	13,892,406	2,490,406
2021	9,981,000	14,763,476	4,782,476

(*) 2021 Actual Reveues as of 7.25.22



HIDALGO COUNTY

Department Of Budget & Management

ROAD & BRIDGE

Total Available Resources
Five Year History

Year	Road and Bridge	General Fund Transfer-In	Total Available Resources
2018	12,817,597	8,398,569	21,216,166
2019	13,406,296	8,400,000	21,806,296
2020	12,941,531	8,400,000	21,341,531
2021	9,981,000	11,450,000	21,431,000
2022	12,325,217	9,350,000	21,675,217

R & B Funding Source

