



**Hidalgo County  
Planning  
Department**

**T.J. Arredondo**  
*Director of Planning*

**Main Office**

2818 S. Business Hwy 281  
Edinburg, Texas 78542  
Phone (956) 318-2840  
Fax (956) 318-2844

**Precinct No. 1 Substation**

1900 Joe Stephens Ave. Ste. A  
Weslaco, Texas 78596  
Phone (956) 968-4734  
Fax (956) 973-7850

**Precinct No. 3 Substation**

2401 N. Moorefield Road  
Mission, Texas 78572  
Phone (956) 205-7045  
Fax (956) 205-7049

**MEMORANDUM**

**To: JUDGE RICHARD F. CORTEZ  
COUNTY COMMISSIONER'S COURT**

**From: T.J. ARREDONDO, DIRECTOR OF PLANNING**

**Date: FEBRUARY 27, 2023**

**Re: TIERRA CANTON SUBDIVISION LOTS 1-31 – PCT. 1**

---

ON FEBRUARY 2, 2023, THE HIDALGO COUNTY COMMISSIONERS COURT GRANTED FINAL APPROVAL WITH FINANCIAL GUARANTEE FOR THE ABOVE REFERENCED SUBDIVISION WHICH CONSISTS OF THIRTY ONE (31) SINGLE FAMILY LOTS. THE CASH DEPOSIT IN THE AMOUNT OF FORTY SIX THOUSAND FIVE HUNDRED DOLLARS (\$46,500.00) WAS USED TO SECURE THE FUNDS FOR THE INSTALLATION OF THIRTY ONE (31) SEPTIC TANK SYSTEMS.

THE DEVELOPER IS REQUESTING THE FULL REIMBURSEMENT OF FORTY SIX THOUSAND FIVE HUNDRED DOLLARS (\$46,500.00) FROM THE CASH DEPOSIT WHICH REFLECTS THE INSTALLATION OF THIRTY ONE (31) SINGLE FAMILY SEPTIC TANK SYSTEMS. ATTACHED IS A LETTER FROM HIDALGO COUNTY HEALTH DEPARTMENT STATING THAT THIRTY ONE (31) SEPTIC TANK SYSTEMS HAVE BEEN INSTALLED, INSPECTED AND CAN BE EXPECTED TO FUNCTION SATISFACTORILY.

STAFF HAS NO OBJECTION TO THE APPROVAL FOR REIMBURSEMENT OF THE CASH DEPOSIT IN THE AMOUNT OF FORTY SIX THOUSAND FIVE HUNDRED DOLLARS (\$46,500.00) FOR THE AFOREMENTIONED IMPROVEMENT.

**CASH DEPOSIT**

ORIGINAL AMOUNT	\$ 46,500.00
FULL REIMBURSEMENT	\$ 46,500.00

REMAINING BALANCE AFTER APPROVAL:  
\$ 0

**\*\*\* END OF MEMORANDUM \*\*\***



# Hidalgo County Planning Department

**T.J. Arredondo**  
Director of Planning

**Main Office**


2818 S. Business Hwy 281  
Edinburg, Texas 78542  
Phone (956) 318-2840  
Fax (956) 318-2844

**Precinct No. 1 Substation**

1900 Joe Stephens Ave. Ste. A  
Weslaco, Texas 78596  
Phone (956) 968-4734  
Fax (956) 973-7850


**Precinct No. 3 Substation**

2401 N. Moorefield Road  
Mission, Texas 78572  
Phone (956) 205-7045  
Fax (956) 205-7049

<p>Acct. # - 1100-211-00-000-018-0-000 OSSF Price: \$1500.00 Quantity: 31</p>	<p align="center"><b>Hidalgo County Planning Department</b></p> <p align="right">1/12/2023 2:30:56 PM</p> <table border="0"> <tr> <td>Main Office</td> <td>Precinct No. 1 Substation</td> <td>Precinct No. 3 Substation</td> </tr> <tr> <td>2818 S Business Hwy 281 Edinburg, Texas 78539 Ph: 956-318-2840 Fax: 956-318-2844</td> <td>1900 Joe Stephens Ave. Ste. A Weslaco, Texas 78596 Ph: 956-968-4734 Fax: 956-973-7850</td> <td>2401 N. Moorefield Rd. Mission, Texas 78572 Ph: 956-205-7045 Fax: 956-205-7049</td> </tr> </table> <p><b>C &amp; N FARMS, LLC.</b></p> <p>Received of</p> <p><b>TIERRA CANTON SUBDIVISION</b></p> <p>Subdivision</p> <p><b>flor.sesin</b></p> <p>Prepared by</p> <p><i>flor.sesin</i></p> <p>Received by</p>	Main Office	Precinct No. 1 Substation	Precinct No. 3 Substation	2818 S Business Hwy 281 Edinburg, Texas 78539 Ph: 956-318-2840 Fax: 956-318-2844	1900 Joe Stephens Ave. Ste. A Weslaco, Texas 78596 Ph: 956-968-4734 Fax: 956-973-7850	2401 N. Moorefield Rd. Mission, Texas 78572 Ph: 956-205-7045 Fax: 956-205-7049
Main Office	Precinct No. 1 Substation	Precinct No. 3 Substation					
2818 S Business Hwy 281 Edinburg, Texas 78539 Ph: 956-318-2840 Fax: 956-318-2844	1900 Joe Stephens Ave. Ste. A Weslaco, Texas 78596 Ph: 956-968-4734 Fax: 956-973-7850	2401 N. Moorefield Rd. Mission, Texas 78572 Ph: 956-205-7045 Fax: 956-205-7049					
<p>Total Amount: \$46500.00 Method of Payment: Check Check/M.O.#: 1455 Payment: \$46500.00 Change Due: \$0.00</p>	<p align="center"></p> <p align="right"><b>Main Office</b> <b>Receipt No. 027492</b></p>						

PA# 381-6430 DOB 2-26-09 TR01# 05880211 1455

**C & N FARMS, LLC**  
902 BIGHORN DR  
Edinburg, TX 78542  
(956) 386-0726

  
**TEXAS REGIONAL BANK**  
www.texasregionalbank.com  
88-272-6493  
88-1733/1149

1/6/2023

PAY TO THE ORDER OF **Hidalgo County** **\$ \*\*46,500.00**

Forty-Six Thousand Five Hundred and 00/100\*\*\*\*\* DOLLARS

Hidalgo County

MEMO *32522*  
Septic Tank Escrow (31 lots x \$1,500.00) AUTHORIZED SIGNATURE



**HIDALGO COUNTY  
HEALTH & HUMAN SERVICES**

*Ivan Melendez, MD, MBA*

*Health Administrator*

*Eduardo Olivarez*

*Public Health Officer*

*Environmental Health Division*

**—MEMORANDUM—**

January 13, 2023


Hidalgo County Planning Department  
Tomas Arredondo  
2818 S Bus Hwy 281  
Edinburg, TX 78539

**OSSF UPDATE  
TIERRA CANTON SUBDIVISION  
LOTS 1-31**

To whom it may concern,

Our records indicate that thirty-one (31) OSSF Systems have been installed, inspected, and approved at Tierra Canton Subdivision [Lots 1-31]. The OSSF Systems can be expected to function at a satisfactory level.

Sincerely,

  
Niko Ross A. Tapangan, MPH, RS  
Public Health Sanitarian  
TCEQ Designated Representative (#OS0035768)



# OSSF – Form G: Inspection Report

Permit#: 54572

Owner: TILLMAN WELCH

Location: 14 1/2 & FM 493

Legal Description: TIERRA CANTON SUB

Lot#: / Block#: \_\_\_\_\_ Section/F. Tract#: \_\_\_\_\_

Tank Type: \_\_\_\_\_ CONCRETE

Inside Diameter: \_\_\_\_\_ 5'

Inside Length of Sides: \_\_\_\_\_ 5'

Liq. Depths or Dist. From Tank Bottom to Outlet Bottom: \_\_\_\_\_ 48"

Airspace (approx.): \_\_\_\_\_ 3"

Gallon Cap. (approx.): \_\_\_\_\_ 2 x 500gal = 1,000 gal

Commercial  
 ▪ Type: \_\_\_\_\_

Residential  
 ▪ # Bedrooms: 3  
 ▪ Sq. Ft., (est.) < 2,500

Other: \_\_\_\_\_

Vacant Lot

Drain Field: Trench: X Bed: \_\_\_\_\_ Evapotranspiration: \_\_\_\_\_

Distance from Private/Public Well: To Tank: N/A To Drainfield: N/A

Distance from Foundation: To Tank: V/L To Drainfield: V/L

Distance from Property Line: To Tank: 10' To Drainfield: 12'

Trench Depth: 36" Trench Width: 24"

Backfill Material: Ib: \_\_\_\_\_ II: X III: \_\_\_\_\_

Pipe: Brand (if known): SB2-8" Type: STD. GRAVELLESS No. of Feet: 240'

Gravel Drainfield (if applicable): Natural: N/A Crushed: N/A Washed: N/A

Amount: N/A Yards or Tons

Gravel Generally Consistent 12" depth throughout field..... N/A  Yes .....  No

Porous Media Uniform (0.72-2.0 inches)..... N/A  Yes .....  No

### General Conditions and Workmanship:

Solid Lines from House Schedule 40 with Cleanout.....  Yes .....  No

T's Installed at least 25% of Liquid Level.....  Yes .....  No

Inlet and Outlet Flow Clearly Marked.....  Yes .....  No

Manufacturer's Name, Address, & Tank Capacity Visible.....  Yes .....  No

Port Holes 12" in Diameter.....  Yes .....  No

Septic Tank Sturdy & Water-Tight.....  Yes .....  No

Trench or Bed Bottom Essentially Level.....  Yes .....  No

Perforated Pipe Generally Level throughout Field.....  Yes .....  No

End Caps provided on Drainfield (if not looped).....  Yes .....  No

Geo-Textile Fabric used for Permeable Soil Barrier.....  Yes .....  No

Installer: JOSE A. GONZALEZ License#: 1350

Remarks: \_\_\_\_\_

240 x 4' = 1200 SQ FT INSTALLED

Inspector: JOSE G. GONZALES License#: OS0020831

Date of Inspection: 01/11/2023

# OSSF – Form G: Inspection Report



Permit#: 54572

Owner: TILLMAN WELCH

Location: 14 1/2 & FM 493

Legal Description: TIERRA CANTON SUB

Lot#: 2 Block#: \_\_\_\_\_ Section/F. Tract#: \_\_\_\_\_

Tank Type: \_\_\_\_\_ CONCRETE

Inside Diameter: \_\_\_\_\_ 5'

Inside Length of Sides: \_\_\_\_\_ 5'

Liq. Depths or Dist. From Tank Bottom to Outlet Bottom: \_\_\_\_\_ 48"

Airspace (approx.): \_\_\_\_\_ 3"

Gallon Cap. (approx.): \_\_\_\_\_ 2 x 500gal = 1,000 gal

<input type="checkbox"/> Commercial	Type: _____
<input checked="" type="checkbox"/> Residential	# Bedrooms: <u>3</u>
	Sq. Ft., (est.) <u>≤ 2,500</u>
<input type="checkbox"/> Other:	_____
<input type="checkbox"/> Vacant Lot	

Drain Field: Trench: X Bed: \_\_\_\_\_ Evapotranspiration: \_\_\_\_\_

Distance from Private/Public Well: To Tank: N/A To Drainfield: N/A

Distance from Foundation: To Tank: V/L To Drainfield: V/L

Distance from Property Line: To Tank: 10' To Drainfield: 12'

Trench Depth: 36" Trench Width: 24"

Backfill Material: Ib: \_\_\_\_\_ II: X III: \_\_\_\_\_

Pipe: Brand (if known): SB2-8" Type: STD. GRAVELLESS No. of Feet: 240'

Gravel Drainfield (if applicable): Natural: N/A Crushed: N/A Washed: N/A

Amount: N/A Yards or Tons

Gravel Generally Consistent 12" depth throughout field..... N/A  Yes .....  No

Porous Media Uniform (0.72-2.0 inches)..... N/A  Yes .....  No

### General Conditions and Workmanship:

Solid Lines from House Schedule 40 with Cleanout .....  Yes .....  No

T's Installed at least 25% of Liquid Level .....  Yes .....  No

Inlet and Outlet Flow Clearly Marked .....  Yes .....  No

Manufacturer's Name, Address, & Tank Capacity Visible .....  Yes .....  No

Port Holes 12" in Diameter .....  Yes .....  No

Septic Tank Sturdy & Water-Tight .....  Yes .....  No

Trench or Bed Bottom Essentially Level .....  Yes .....  No

Perforated Pipe Generally Level throughout Field .....  Yes .....  No

End Caps provided on Drainfield (if not looped).....  Yes .....  No

Geo-Textile Fabric used for Permeable Soil Barrier .....  Yes .....  No

Installer: JOSE A. GONZALEZ License#: 1350

Remarks: \_\_\_\_\_

240 x 4' = 1200 SQ FT INSTALLED

Inspector: JOSE G. GONZALES License#: OS0020831

Date of Inspection: 01/11/2023

# OSSF – Form G: Inspection Report



Permit#: 54549

Owner: TILLMAN WELCH

Location: 14 1/2 & FM 493

Legal Description: TIERRA CANTON SUB

Lot#: 3 Block#: \_\_\_\_\_ Section/F. Tract#: \_\_\_\_\_

Tank Type: \_\_\_\_\_ CONCRETE

Inside Diameter: \_\_\_\_\_ 5'

Inside Length of Sides: \_\_\_\_\_ 5'

Liq. Depths or Dist. From Tank Bottom to Outlet Bottom: \_\_\_\_\_ 48"

Airspace (approx.): \_\_\_\_\_ 3"

Gallon Cap. (approx.): \_\_\_\_\_ 2 x 500gal = 1,000 gal

- Commercial
  - Type: \_\_\_\_\_
- Residential
  - # Bedrooms: 3
  - Sq. Ft., (est.) < 2,500
- Other: \_\_\_\_\_
- Vacant Lot

Drain Field: Trench:  Bed: \_\_\_\_\_ Evapotranspiration: \_\_\_\_\_

Distance from Private/Public Well: To Tank: N/A To Drainfield: N/A

Distance from Foundation: To Tank: V/L To Drainfield: V/L

Distance from Property Line: To Tank: 10' To Drainfield: 12'

Trench Depth: 36" Trench Width: 24"

Backfill Material: Ib: \_\_\_\_\_ II:  III: \_\_\_\_\_

Pipe: Brand (if known): SB2-8" Type: STD. GRAVELLESS No. of Feet: 240'

Gravel Drainfield (if applicable): Natural: N/A Crushed: N/A Washed: N/A

Amount: N/A Yards or Tons

Gravel Generally Consistent 12" depth throughout field..... N/A  Yes .....  No

Porous Media Uniform (0.72-2.0 inches)..... N/A  Yes .....  No

### General Conditions and Workmanship:

Solid Lines from House Schedule 40 with Cleanout.....  Yes .....  No

T's Installed at least 25% of Liquid Level.....  Yes .....  No

Inlet and Outlet Flow Clearly Marked.....  Yes .....  No

Manufacturer's Name, Address, & Tank Capacity Visible.....  Yes .....  No

Port Holes 12" in Diameter.....  Yes .....  No

Septic Tank Sturdy & Water-Tight.....  Yes .....  No

Trench or Bed Bottom Essentially Level.....  Yes .....  No

Perforated Pipe Generally Level throughout Field.....  Yes .....  No

End Caps provided on Drainfield (if not looped).....  Yes .....  No

Geo-Textile Fabric used for Permeable Soil Barrier.....  Yes .....  No

Installer: JOSE A. GONZALEZ License#: 1350

Remarks: 240 x 4' = 1200 SQ FT INSTALLED

Inspector: JOSE G. GONZALES License#: OS0020831

Date of Inspection: 01/10/2023

# OSSF – Form G: Inspection Report



Permit#: 54549

Owner: TILLMAN WELCH

Location: 14 1/2 & FM 493

Legal Description: TIERRA CANTON SUB

Lot#: 4 Block#: \_\_\_\_\_ Section/F. Tract#: \_\_\_\_\_

Tank Type: \_\_\_\_\_ CONCRETE

Inside Diameter: \_\_\_\_\_ 5'

Inside Length of Sides: \_\_\_\_\_ 5'

Liq. Depths or Dist. From Tank Bottom to Outlet Bottom: \_\_\_\_\_ 48"

Airspace (approx.): \_\_\_\_\_ 3"

Gallon Cap. (approx.): \_\_\_\_\_ 2 x 500gal = 1,000 gal

Commercial  
▪ Type: \_\_\_\_\_

Residential  
▪ # Bedrooms: 3  
▪ Sq. Ft., (est.) < 2,500

Other: \_\_\_\_\_

Vacant Lot

Drain Field: Trench: X Bed: \_\_\_\_\_ Evapotranspiration: \_\_\_\_\_

Distance from Private/Public Well: To Tank: N/A To Drainfield: N/A

Distance from Foundation: To Tank: V/L To Drainfield: V/L

Distance from Property Line: To Tank: 10' To Drainfield: 12'

Trench Depth: 36" Trench Width: 24"

Backfill Material: Ib: \_\_\_\_\_ II: X III: \_\_\_\_\_

Pipe: Brand (if known): SB2-8" Type: STD. GRAVELLESS No. of Feet: 240'

Gravel Drainfield (if applicable): Natural: N/A Crushed: N/A Washed: N/A

Amount: N/A Yards or Tons

Gravel Generally Consistent 12" depth throughout field..... N/A  Yes .....  No

Porous Media Uniform (0.72-2.0 inches)..... N/A  Yes .....  No

**General Conditions and Workmanship:**

Solid Lines from House Schedule 40 with Cleanout.....  Yes .....  No

T's Installed at least 25% of Liquid Level.....  Yes .....  No

Inlet and Outlet Flow Clearly Marked.....  Yes .....  No

Manufacturer's Name, Address, & Tank Capacity Visible.....  Yes .....  No

Port Holes 12" in Diameter.....  Yes .....  No

Septic Tank Sturdy & Water-Tight.....  Yes .....  No

Trench or Bed Bottom Essentially Level.....  Yes .....  No

Perforated Pipe Generally Level throughout Field.....  Yes .....  No

End Caps provided on Drainfield (if not looped).....  Yes .....  No

Geo-Textile Fabric used for Permeable Soil Barrier.....  Yes .....  No

Installer: JOSE A. GONZALEZ License#: 1350

Remarks: \_\_\_\_\_

240 x 4' = 1200 SQ FT INSTALLED

Inspector: JOSE G. GONZALES License#: OS0020831

Date of Inspection: 01/10/2023

# OSSF – Form G: Inspection Report



Permit#: 54549

Owner: TILLMAN WELCH

Location: 14 1/2 & FM 493

Legal Description: TIERRA CANTON SUB

Lot#: 5 Block#: \_\_\_\_\_ Section/F. Tract#: \_\_\_\_\_

Tank Type: \_\_\_\_\_ CONCRETE

Inside Diameter: \_\_\_\_\_ 5'

Inside Length of Sides: \_\_\_\_\_ 5'

Liq. Depths or Dist. From Tank Bottom to Outlet Bottom: \_\_\_\_\_ 48"

Airspace (approx.): \_\_\_\_\_ 3"

Gallon Cap. (approx.): \_\_\_\_\_ 2 x 500gal = 1,000 gal

Commercial  
▪ Type: \_\_\_\_\_

Residential  
▪ # Bedrooms: 3  
▪ Sq. Ft., (est.) < 2,500

Other: \_\_\_\_\_

Vacant Lot

Drain Field: Trench:  Bed: \_\_\_\_\_ Evapotranspiration: \_\_\_\_\_

Distance from Private/Public Well: To Tank: N/A To Drainfield: N/A

Distance from Foundation: To Tank: V/L To Drainfield: V/L

Distance from Property Line: To Tank: 10' To Drainfield: 12'

Trench Depth: 36" Trench Width: 24"

Backfill Material: Ib: \_\_\_\_\_ II:  III: \_\_\_\_\_

Pipe: Brand (if known): SB2-8" Type: STD. GRAVELLESS No. of Feet: 240'

Gravel Drainfield (if applicable): Natural: N/A Crushed: N/A Washed: N/A

Amount: N/A Yards or Tons

Gravel Generally Consistent 12" depth throughout field..... N/A  Yes .....  No

Porous Media Uniform (0.72-2.0 inches)..... N/A  Yes .....  No

### General Conditions and Workmanship:

Solid Lines from House Schedule 40 with Cleanout.....  Yes .....  No

T's Installed at least 25% of Liquid Level.....  Yes .....  No

Inlet and Outlet Flow Clearly Marked.....  Yes .....  No

Manufacturer's Name, Address, & Tank Capacity Visible.....  Yes .....  No

Port Holes 12" in Diameter.....  Yes .....  No

Septic Tank Sturdy & Water-Tight.....  Yes .....  No

Trench or Bed Bottom Essentially Level.....  Yes .....  No

Perforated Pipe Generally Level throughout Field.....  Yes .....  No

End Caps provided on Drainfield (if not looped).....  Yes .....  No

Geo-Textile Fabric used for Permeable Soil Barrier.....  Yes .....  No

Installer: JOSE A. GONZALEZ License#: 1350

Remarks: 240 x 4' = 1200 SQ FT INSTALLED

Inspector: JOSE G. GONZALES License#: OS0020831

Date of Inspection: 01/10/2023

# OSSF – Form G: Inspection Report



Permit#: 54549

Owner: TILLMAN WELCH

Location: 14 1/2 & FM 493

Legal Description: TIERRA CANTON SUB

Lot#: 6 Block#: \_\_\_\_\_ Section/F. Tract#: \_\_\_\_\_

Tank Type: \_\_\_\_\_ CONCRETE

Inside Diameter: \_\_\_\_\_ 5'

Inside Length of Sides: \_\_\_\_\_ 5'

Liq. Depths or Dist. From Tank Bottom to Outlet Bottom: \_\_\_\_\_ 48"

Airspace (approx.): \_\_\_\_\_ 3"

Gallon Cap. (approx.): \_\_\_\_\_ 2 x 500gal = 1,000 gal

Commercial  
▪ Type: \_\_\_\_\_

Residential  
▪ # Bedrooms: 3  
▪ Sq. Ft., (est.) < 2,500

Other: \_\_\_\_\_

Vacant Lot

Drain Field: Trench:  Bed: \_\_\_\_\_ Evapotranspiration: \_\_\_\_\_

Distance from Private/Public Well: To Tank: N/A To Drainfield: N/A

Distance from Foundation: To Tank: V/L To Drainfield: V/L

Distance from Property Line: To Tank: 10' To Drainfield: 12'

Trench Depth: 36" Trench Width: 24"

Backfill Material: Ib: \_\_\_\_\_ II:  III: \_\_\_\_\_

Pipe: Brand (if known): SB2-8" Type: STD. GRAVELLESS No. of Feet: 240'

Gravel Drainfield (if applicable): Natural: N/A Crushed: N/A Washed: N/A

Amount: N/A Yards or Tons

Gravel Generally Consistent 12" depth throughout field..... N/A  Yes .....  No

Porous Media Uniform (0.72-2.0 inches)..... N/A  Yes .....  No

### General Conditions and Workmanship:

Solid Lines from House Schedule 40 with Cleanout.....  Yes .....  No

T's Installed at least 25% of Liquid Level.....  Yes .....  No

Inlet and Outlet Flow Clearly Marked.....  Yes .....  No

Manufacturer's Name, Address, & Tank Capacity Visible.....  Yes .....  No

Port Holes 12" in Diameter.....  Yes .....  No

Septic Tank Sturdy & Water-Tight.....  Yes .....  No

Trench or Bed Bottom Essentially Level.....  Yes .....  No

Perforated Pipe Generally Level throughout Field.....  Yes .....  No

End Caps provided on Drainfield (if not looped).....  Yes .....  No

Geo-Textile Fabric used for Permeable Soil Barrier.....  Yes .....  No

Installer: JOSE A. GONZALEZ License#: 1350

Remarks: \_\_\_\_\_

240 x 4' = 1200 SQ FT INSTALLED

Inspector: JOSE G. GONZALES License#: OS0020831

Date of Inspection: 01/10/2023



# OSSF – Form G: Inspection Report

Permit#: 54549

Owner: TILLMAN WELCH

Location: 14 1/2 & FM 493

Legal Description: TIERRA CANTON SUB

Lot#: 17 Block#: \_\_\_\_\_ Section/F. Tract#: \_\_\_\_\_

Tank Type: \_\_\_\_\_ CONCRETE

Inside Diameter: \_\_\_\_\_ 5'

Inside Length of Sides: \_\_\_\_\_ 5'

Liq. Depths or Dist. From Tank Bottom to Outlet Bottom: \_\_\_\_\_ 48"

Airspace (approx.): \_\_\_\_\_ 3"

Gallon Cap. (approx.): \_\_\_\_\_ 2 x 500gal = 1,000 gal

Commercial  
 ▪ Type: \_\_\_\_\_

Residential  
 ▪ # Bedrooms: 3  
 ▪ Sq. Ft., (est.) < 2,500

Other: \_\_\_\_\_

Vacant Lot

Drain Field: Trench:  Bed: \_\_\_\_\_ Evapotranspiration: \_\_\_\_\_

Distance from Private/Public Well: To Tank: N/A To Drainfield: N/A

Distance from Foundation: To Tank: V/L To Drainfield: V/L

Distance from Property Line: To Tank: 10' To Drainfield: 12'

Trench Depth: 36" Trench Width: 24"

Backfill Material: Ib: \_\_\_\_\_ II:  III: \_\_\_\_\_

Pipe: Brand (if known): SB2-8" Type: STD. GRAVELLESS No. of Feet: 240'

Gravel Drainfield (if applicable): Natural: N/A Crushed: N/A Washed: N/A

Amount: N/A Yards or Tons

Gravel Generally Consistent 12" depth throughout field..... N/A  Yes .....  No

Porous Media Uniform (0.72-2.0 inches)..... N/A  Yes .....  No

### General Conditions and Workmanship:

Solid Lines from House Schedule 40 with Cleanout.....  Yes .....  No

T's Installed at least 25% of Liquid Level.....  Yes .....  No

Inlet and Outlet Flow Clearly Marked.....  Yes .....  No

Manufacturer's Name, Address, & Tank Capacity Visible.....  Yes .....  No

Port Holes 12" in Diameter.....  Yes .....  No

Septic Tank Sturdy & Water-Tight.....  Yes .....  No

Trench or Bed Bottom Essentially Level.....  Yes .....  No

Perforated Pipe Generally Level throughout Field.....  Yes .....  No

End Caps provided on Drainfield (if not looped).....  Yes .....  No

Geo-Textile Fabric used for Permeable Soil Barrier.....  Yes .....  No

Installer: JOSE A. GONZALEZ License#: 1350

Remarks: \_\_\_\_\_

240 x 4' = 1200 SQ FT INSTALLED

Inspector: JOSE G. GONZALES License#: OS0020831

Date of Inspection: 01/10/2023

# OSSF – Form G: Inspection Report



Permit#: 54549

Owner: TILLMAN WELCH

Location: 14 1/2 & FM 493

Legal Description: TIERRA CANTON SUB

Lot#: 8 Block#: \_\_\_\_\_ Section/F. Tract#: \_\_\_\_\_

Tank Type: \_\_\_\_\_ CONCRETE

Inside Diameter: \_\_\_\_\_ 5'

Inside Length of Sides: \_\_\_\_\_ 5'

Liq. Depths or Dist. From Tank Bottom to Outlet Bottom: \_\_\_\_\_ 48"

Airspace (approx.): \_\_\_\_\_ 3"

Gallon Cap. (approx.): \_\_\_\_\_ 2 x 500gal = 1,000 gal

- Commercial
  - Type: \_\_\_\_\_
- Residential
  - # Bedrooms: 3
  - Sq. Ft., (est.) < 2,500
- Other: \_\_\_\_\_
- Vacant Lot

Drain Field: Trench:  Bed: \_\_\_\_\_ Evapotranspiration: \_\_\_\_\_

Distance from Private/Public Well: To Tank: \_\_\_\_\_ N/A To Drainfield: \_\_\_\_\_ N/A

Distance from Foundation: To Tank: \_\_\_\_\_ V/L To Drainfield: \_\_\_\_\_ V/L

Distance from Property Line: To Tank: \_\_\_\_\_ 10' To Drainfield: \_\_\_\_\_ 12'

Trench Depth: \_\_\_\_\_ 36" Trench Width: \_\_\_\_\_ 24"

Backfill Material: Ib: \_\_\_\_\_ II:  III: \_\_\_\_\_

Pipe: Brand (if known): \_\_\_\_\_ SB2-8" Type: STD. GRAVELLESS No. of Feet: \_\_\_\_\_ 240'

Gravel Drainfield (if applicable): Natural: \_\_\_\_\_ N/A Crushed: \_\_\_\_\_ N/A Washed: \_\_\_\_\_ N/A

Amount: \_\_\_\_\_ N/A Yards or Tons

Gravel Generally Consistent 12" depth throughout field..... N/A  Yes .....  No

Porous Media Uniform (0.72-2.0 inches)..... N/A  Yes .....  No

### General Conditions and Workmanship:

Solid Lines from House Schedule 40 with Cleanout.....  Yes .....  No

T's Installed at least 25% of Liquid Level.....  Yes .....  No

Inlet and Outlet Flow Clearly Marked.....  Yes .....  No

Manufacturer's Name, Address, & Tank Capacity Visible.....  Yes .....  No

Port Holes 12" in Diameter.....  Yes .....  No

Septic Tank Sturdy & Water-Tight.....  Yes .....  No

Trench or Bed Bottom Essentially Level.....  Yes .....  No

Perforated Pipe Generally Level throughout Field.....  Yes .....  No

End Caps provided on Drainfield (if not looped).....  Yes .....  No

Geo-Textile Fabric used for Permeable Soil Barrier.....  Yes .....  No

Installer: \_\_\_\_\_ JOSE A. GONZALEZ License#: 1350

Remarks: \_\_\_\_\_

240 x 4' = 1200 SQ FT INSTALLED

Inspector: \_\_\_\_\_ JOSE G. GONZALES License#: OS0020831

Date of Inspection: 01/10/2023

# OSSF – Form G: Inspection Report



Permit#: 54549

Owner: TILLMAN WELCH

Location: 14 1/2 & FM 493

Legal Description: TIERRA CANTON SUB

Lot#: 9 Block#: \_\_\_\_\_ Section/F. Tract#: \_\_\_\_\_

Tank Type: \_\_\_\_\_ CONCRETE

Inside Diameter: \_\_\_\_\_ 5'

Inside Length of Sides: \_\_\_\_\_ 5'

Liq. Depths or Dist. From Tank Bottom to Outlet Bottom: \_\_\_\_\_ 48"

Airspace (approx.): \_\_\_\_\_ 3"

Gallon Cap. (approx.): \_\_\_\_\_ 2 x 500gal = 1,000 gal

Commercial  
▪ Type: \_\_\_\_\_

Residential  
▪ # Bedrooms: 3  
▪ Sq. Ft., (est.) < 2,500

Other: \_\_\_\_\_

Vacant Lot

Drain Field: Trench:  Bed: \_\_\_\_\_ Evapotranspiration: \_\_\_\_\_

Distance from Private/Public Well: To Tank: \_\_\_\_\_ N/A To Drainfield: \_\_\_\_\_ N/A

Distance from Foundation: To Tank: \_\_\_\_\_ V/L To Drainfield: \_\_\_\_\_ V/L

Distance from Property Line: To Tank: \_\_\_\_\_ 10' To Drainfield: \_\_\_\_\_ 12'

Trench Depth: \_\_\_\_\_ 36" Trench Width: \_\_\_\_\_ 24"

Backfill Material: Ib: \_\_\_\_\_ II:  III: \_\_\_\_\_

Pipe: Brand (if known): \_\_\_\_\_ SB2-8" Type: STD. GRAVELLESS No. of Feet: \_\_\_\_\_ 240'

Gravel Drainfield (if applicable): Natural: \_\_\_\_\_ N/A Crushed: \_\_\_\_\_ N/A Washed: \_\_\_\_\_ N/A

Amount: \_\_\_\_\_ N/A Yards or Tons

Gravel Generally Consistent 12" depth throughout field..... N/A  Yes .....  No

Porous Media Uniform (0.72-2.0 inches)..... N/A  Yes .....  No

### General Conditions and Workmanship:

Solid Lines from House Schedule 40 with Cleanout.....  Yes .....  No

T's Installed at least 25% of Liquid Level.....  Yes .....  No

Inlet and Outlet Flow Clearly Marked.....  Yes .....  No

Manufacturer's Name, Address, & Tank Capacity Visible.....  Yes .....  No

Port Holes 12" in Diameter.....  Yes .....  No

Septic Tank Sturdy & Water-Tight.....  Yes .....  No

Trench or Bed Bottom Essentially Level.....  Yes .....  No

Perforated Pipe Generally Level throughout Field.....  Yes .....  No

End Caps provided on Drainfield (if not looped).....  Yes .....  No

Geo-Textile Fabric used for Permeable Soil Barrier.....  Yes .....  No

Installer: \_\_\_\_\_ JOSE A. GONZALEZ License#: 1350

Remarks: \_\_\_\_\_

240 x 4' = 1200 SQ FT INSTALLED

Inspector: \_\_\_\_\_ JOSE G. GONZALES License#: OS0020831

Date of Inspection: 01/10/2023

# OSSF – Form G: Inspection Report



Permit#: 54549

Owner: TILLMAN WELCH

Location: 14 1/2 & FM 493

Legal Description: TIERRA CANTON SUB

Lot#: 10 Block#: \_\_\_\_\_ Section/F. Tract#: \_\_\_\_\_

Tank Type: \_\_\_\_\_ CONCRETE

Inside Diameter: \_\_\_\_\_ 5'

Inside Length of Sides: \_\_\_\_\_ 5'

Liq. Depths or Dist. From Tank Bottom to Outlet Bottom: \_\_\_\_\_ 48"

Airspace (approx.): \_\_\_\_\_ 3"

Gallon Cap. (approx.): \_\_\_\_\_ 2 x 500gal = 1,000 gal

- Commercial
  - Type: \_\_\_\_\_
- Residential
  - # Bedrooms: 3
  - Sq. Ft., (est.) < 2,500
- Other: \_\_\_\_\_
- Vacant Lot

Drain Field: Trench: X Bed: \_\_\_\_\_ Evapotranspiration: \_\_\_\_\_

Distance from Private/Public Well: To Tank: \_\_\_\_\_ N/A To Drainfield: \_\_\_\_\_ N/A

Distance from Foundation: To Tank: \_\_\_\_\_ V/L To Drainfield: \_\_\_\_\_ V/L

Distance from Property Line: To Tank: \_\_\_\_\_ 10' To Drainfield: \_\_\_\_\_ 12'

Trench Depth: \_\_\_\_\_ 36" Trench Width: \_\_\_\_\_ 24"

Backfill Material: Ib: \_\_\_\_\_ II: X III: \_\_\_\_\_

Pipe: Brand (if known): \_\_\_\_\_ SB2-8" Type: STD. GRAVELLESS No. of Feet: \_\_\_\_\_ 240'

Gravel Drainfield (if applicable): Natural: \_\_\_\_\_ N/A Crushed: \_\_\_\_\_ N/A Washed: \_\_\_\_\_ N/A

Amount: \_\_\_\_\_ N/A Yards or Tons

Gravel Generally Consistent 12" depth throughout field..... N/A  Yes .....  No

Porous Media Uniform (0.72-2.0 inches)..... N/A  Yes .....  No

### General Conditions and Workmanship:

Solid Lines from House Schedule 40 with Cleanout .....  Yes .....  No

T's Installed at least 25% of Liquid Level.....  Yes .....  No

Inlet and Outlet Flow Clearly Marked.....  Yes .....  No

Manufacturer's Name, Address, & Tank Capacity Visible.....  Yes .....  No

Port Holes 12" in Diameter.....  Yes .....  No

Septic Tank Sturdy & Water-Tight.....  Yes .....  No

Trench or Bed Bottom Essentially Level.....  Yes .....  No

Perforated Pipe Generally Level throughout Field.....  Yes .....  No

End Caps provided on Drainfield (if not looped).....  Yes .....  No

Geo-Textile Fabric used for Permeable Soil Barrier.....  Yes .....  No

Installer: \_\_\_\_\_ JOSE A. GONZALEZ License#: 1350

Remarks: \_\_\_\_\_

240 x 4' = 1200 SQ FT INSTALLED

Inspector: JOSE G. GONZALES License#: OS0020831

Date of Inspection: 01/10/2023

# OSSF – Form G: Inspection Report



Permit#: 54549

Owner: TILLMAN WELCH

Location: 14 1/2 & FM 493

Legal Description: TIERRA CANTON SUB

Lot#: // Block#: \_\_\_\_\_ Section/F. Tract#: \_\_\_\_\_

Tank Type: \_\_\_\_\_ CONCRETE

Inside Diameter: \_\_\_\_\_ 5'

Inside Length of Sides: \_\_\_\_\_ 5'

Liq. Depths or Dist. From Tank Bottom to Outlet Bottom: \_\_\_\_\_ 48"

Airspace (approx.): \_\_\_\_\_ 3"

Gallon Cap. (approx.): \_\_\_\_\_ 2 x 500gal = 1,000 gal

Commercial  
▪ Type: \_\_\_\_\_

Residential  
▪ # Bedrooms: 3  
▪ Sq. Ft., (est.) < 2,500

Other: \_\_\_\_\_

Vacant Lot

Drain Field: Trench: X Bed: \_\_\_\_\_ Evapotranspiration: \_\_\_\_\_

Distance from Private/Public Well: To Tank: N/A To Drainfield: N/A

Distance from Foundation: To Tank: V/L To Drainfield: V/L

Distance from Property Line: To Tank: 10' To Drainfield: 12'

Trench Depth: 36" Trench Width: 24"

Backfill Material: Ib: \_\_\_\_\_ II: X III: \_\_\_\_\_

Pipe: Brand (if known): SB2-8" Type: STD. GRAVELLESS No. of Feet: 240'

Gravel Drainfield (if applicable): Natural: N/A Crushed: N/A Washed: N/A

Amount: N/A Yards or Tons

Gravel Generally Consistent 12" depth throughout field..... N/A  Yes .....  No

Porous Media Uniform (0.72-2.0 inches)..... N/A  Yes .....  No

**General Conditions and Workmanship:**

Solid Lines from House Schedule 40 with Cleanout.....  Yes .....  No

T's Installed at least 25% of Liquid Level.....  Yes .....  No

Inlet and Outlet Flow Clearly Marked.....  Yes .....  No

Manufacturer's Name, Address, & Tank Capacity Visible.....  Yes .....  No

Port Holes 12" in Diameter.....  Yes .....  No

Septic Tank Sturdy & Water-Tight.....  Yes .....  No

Trench or Bed Bottom Essentially Level.....  Yes .....  No

Perforated Pipe Generally Level throughout Field.....  Yes .....  No

End Caps provided on Drainfield (if not looped).....  Yes .....  No

Geo-Textile Fabric used for Permeable Soil Barrier.....  Yes .....  No

Installer: JOSE A. GONZALEZ License#: 1350

Remarks: 240 x 4' = 1200 SQ FT INSTALLED

Inspector: JOSE G. GONZALES License#: OS0020831

Date of Inspection: 01/10/2023

# OSSF – Form G: Inspection Report



Permit#: 54574

Owner: TILLMAN WELCH

Location: 14 1/2 & FM 493

Legal Description: TIERRA CANTON SUB

Lot#: 12 Block#: \_\_\_\_\_ Section/F. Tract#: \_\_\_\_\_

Tank Type: \_\_\_\_\_ CONCRETE

Inside Diameter: \_\_\_\_\_ 5'

Inside Length of Sides: \_\_\_\_\_ 5'

Liq. Depths or Dist. From Tank Bottom to Outlet Bottom: \_\_\_\_\_ 48"

Airspace (approx.): \_\_\_\_\_ 3"

Gallon Cap. (approx.): \_\_\_\_\_ 2 x 500gal = 1,000 gal

<input type="checkbox"/> Commercial
▪ Type: _____
<input checked="" type="checkbox"/> Residential
▪ # Bedrooms: <u>3</u>
▪ Sq. Ft., (est.) <u>&lt; 2,500</u>
<input type="checkbox"/> Other: _____
<input type="checkbox"/> Vacant Lot

Drain Field: Trench:  Bed: \_\_\_\_\_ Evapotranspiration: \_\_\_\_\_

Distance from Private/Public Well: To Tank: N/A To Drainfield: N/A

Distance from Foundation: To Tank: V/L To Drainfield: V/L

Distance from Property Line: To Tank: 10' To Drainfield: 12'

Trench Depth: 36" Trench Width: 24"

Backfill Material: Ib: \_\_\_\_\_ II:  III: \_\_\_\_\_

Pipe: Brand (if known): SB2-8" Type: STD. GRAVELLESS No. of Feet: 240'

Gravel Drainfield (if applicable): Natural: N/A Crushed: N/A Washed: N/A

Amount: N/A Yards or Tons

Gravel Generally Consistent 12" depth throughout field..... N/A  Yes .....  No

Porous Media Uniform (0.72-2.0 inches)..... N/A  Yes .....  No

### General Conditions and Workmanship:

Solid Lines from House Schedule 40 with Cleanout.....  Yes .....  No

T's Installed at least 25% of Liquid Level.....  Yes .....  No

Inlet and Outlet Flow Clearly Marked.....  Yes .....  No

Manufacturer's Name, Address, & Tank Capacity Visible.....  Yes .....  No

Port Holes 12" in Diameter.....  Yes .....  No

Septic Tank Sturdy & Water-Tight.....  Yes .....  No

Trench or Bed Bottom Essentially Level.....  Yes .....  No

Perforated Pipe Generally Level throughout Field.....  Yes .....  No

End Caps provided on Drainfield (if not looped).....  Yes .....  No

Geo-Textile Fabric used for Permeable Soil Barrier.....  Yes .....  No

Installer: JOSE A. GONZALEZ License#: 1350

Remarks: 240 x 4' = 1200 SQ FT INSTALLED

Inspector: JOSE G. GONZALES License#: OS0020831

Date of Inspection: 01/11/2023

# OSSF – Form G: Inspection Report



Permit#: 54574

Owner: TILLMAN WELCH

Location: 14 1/2 & FM 493

Legal Description: TIERRA-CANTON SUB

Lot#: 13 Block#: \_\_\_\_\_ Section/F. Tract#: \_\_\_\_\_

Tank Type: \_\_\_\_\_ CONCRETE

Inside Diameter: \_\_\_\_\_ 5'

Inside Length of Sides: \_\_\_\_\_ 5'

Liq. Depths or Dist. From Tank Bottom to Outlet Bottom: \_\_\_\_\_ 48"

Airspace (approx.): \_\_\_\_\_ 3"

Gallon Cap. (approx.): \_\_\_\_\_ 2 x 500gal = 1,000 gal

<input type="checkbox"/> Commercial
▪ Type: _____
<input checked="" type="checkbox"/> Residential
▪ # Bedrooms: <u>3</u>
▪ Sq. Ft., (est.) < <u>2,500</u>
<input type="checkbox"/> Other: _____
<input type="checkbox"/> Vacant Lot

Drain Field: Trench:  Bed: \_\_\_\_\_ Evapotranspiration: \_\_\_\_\_

Distance from Private/Public Well: To Tank: N/A To Drainfield: N/A

Distance from Foundation: To Tank: V/L To Drainfield: V/L

Distance from Property Line: To Tank: 10' To Drainfield: 12'

Trench Depth: 36" Trench Width: 24"

Backfill Material: Ib: \_\_\_\_\_ II:  III: \_\_\_\_\_

Pipe: Brand (if known): SB2-8" Type: STD. GRAVELLESS No. of Feet: 240'

Gravel Drainfield (if applicable): Natural: N/A Crushed: N/A Washed: N/A

Amount: N/A Yards or Tons

Gravel Generally Consistent 12" depth throughout field..... N/A  Yes .....  No

Porous Media Uniform (0.72-2.0 inches)..... N/A  Yes .....  No

### General Conditions and Workmanship:

Solid Lines from House Schedule 40 with Cleanout.....  Yes .....  No

T's Installed at least 25% of Liquid Level.....  Yes .....  No

Inlet and Outlet Flow Clearly Marked.....  Yes .....  No

Manufacturer's Name, Address, & Tank Capacity Visible.....  Yes .....  No

Port Holes 12" in Diameter.....  Yes .....  No

Septic Tank Sturdy & Water-Tight.....  Yes .....  No

Trench or Bed Bottom Essentially Level.....  Yes .....  No

Perforated Pipe Generally Level throughout Field.....  Yes .....  No

End Caps provided on Drainfield (if not looped).....  Yes .....  No

Geo-Textile Fabric used for Permeable Soil Barrier.....  Yes .....  No

Installer: JOSE A. GONZALEZ License#: 1350

Remarks: \_\_\_\_\_

240 x 4' = 1200 SQ FT INSTALLED

Inspector: JOSE G. GONZALES License#: OS0020831

Date of Inspection: 01/11/2023

# OSSF – Form G: Inspection Report



Permit#: 54574

Owner: TILLMAN WELCH

Location: 14 1/2 & FM 493

Legal Description: TIERRA CANTON SUB

Lot#: 14 Block#: \_\_\_\_\_ Section/F. Tract#: \_\_\_\_\_

Tank Type: \_\_\_\_\_ CONCRETE

Inside Diameter: \_\_\_\_\_ 5'

Inside Length of Sides: \_\_\_\_\_ 5'

Liq. Depths or Dist. From Tank Bottom to Outlet Bottom: \_\_\_\_\_ 48"

Airspace (approx.): \_\_\_\_\_ 3"

Gallon Cap. (approx.): \_\_\_\_\_ 2 x 500gal = 1,000 gal

<input type="checkbox"/> Commercial	Type: _____
<input checked="" type="checkbox"/> Residential	# Bedrooms: <u>3</u>
	Sq. Ft., (est.) <u>&lt; 2,500</u>
<input type="checkbox"/> Other:	_____
<input type="checkbox"/> Vacant Lot	

Drain Field: Trench:  Bed: \_\_\_\_\_ Evapotranspiration: \_\_\_\_\_

Distance from **Private/Public Well**: To Tank: N/A To Drainfield: N/A

Distance from Foundation: To Tank: V/L To Drainfield: V/L

Distance from Property Line: To Tank: 10' To Drainfield: 12'

Trench Depth: 36" Trench Width: 24"

Backfill Material: Ib: \_\_\_\_\_ II:  III: \_\_\_\_\_

Pipe: Brand (if known): SB2-8" Type: STD. GRAVELLESS No. of Feet: 240'

Gravel Drainfield (if applicable): Natural: N/A Crushed: N/A Washed: N/A

Amount: N/A Yards or Tons

Gravel Generally Consistent 12" depth throughout field..... N/A  Yes .....  No

Porous Media Uniform (0.72-2.0 inches)..... N/A  Yes .....  No

### General Conditions and Workmanship:

Solid Lines from House Schedule 40 with Cleanout.....  Yes .....  No

T's Installed at least 25% of Liquid Level.....  Yes .....  No

Inlet and Outlet Flow Clearly Marked.....  Yes .....  No

Manufacturer's Name, Address, & Tank Capacity Visible.....  Yes .....  No

Port Holes 12" in Diameter.....  Yes .....  No

Septic Tank Sturdy & Water-Tight.....  Yes .....  No

Trench or Bed Bottom Essentially Level.....  Yes .....  No

Perforated Pipe Generally Level throughout Field.....  Yes .....  No

End Caps provided on Drainfield (if not looped).....  Yes .....  No

Geo-Textile Fabric used for Permeable Soil Barrier.....  Yes .....  No

Installer: JOSE A. GONZALEZ License#: 1350

Remarks: 240 x 4' = 1200 SQ FT INSTALLED

Inspector: JOSE G. GONZALES License#: OS0020831

Date of Inspection: 01/11/2023

# OSSF – Form G: Inspection Report



Permit#: 54574

Owner: TILLMAN WELCH

Location: 14 1/2 & FM 493

Legal Description: TIERRA-CANTON SUB

Lot#: 15 Block#: \_\_\_\_\_ Section/F. Tract#: \_\_\_\_\_

Tank Type: CONCRETE

Inside Diameter: 5'

Inside Length of Sides: 5'

Liq. Depths or Dist. From Tank Bottom to Outlet Bottom: 48"

Airspace (approx.): 3"

Gallon Cap. (approx.): 2 x 500gal = 1,000 gal

- Commercial  
▪ Type: \_\_\_\_\_
- Residential  
▪ # Bedrooms: 3  
▪ Sq. Ft., (est.) < 2,500
- Other: \_\_\_\_\_
- Vacant Lot

Drain Field: Trench:  Bed: \_\_\_\_\_ Evapotranspiration: \_\_\_\_\_

Distance from **Private/Public Well**: To Tank: N/A To Drainfield: N/A

Distance from Foundation: To Tank: V/L To Drainfield: V/L

Distance from Property Line: To Tank: 10' To Drainfield: 12'

Trench Depth: 36" Trench Width: 24"

Backfill Material: Ib: \_\_\_\_\_ II:  III: \_\_\_\_\_

Pipe: Brand (if known): SB2-8" Type: STD. GRAVELLESS No. of Feet: 240'

Gravel Drainfield (if applicable): Natural: N/A Crushed: N/A Washed: N/A

Amount: N/A Yards or Tons

Gravel Generally Consistent 12" depth throughout field..... N/A  Yes .....  No

Porous Media Uniform (0.72-2.0 inches)..... N/A  Yes .....  No

### General Conditions and Workmanship:

Solid Lines from House Schedule 40 with Cleanout.....  Yes .....  No

T's Installed at least 25% of Liquid Level.....  Yes .....  No

Inlet and Outlet Flow Clearly Marked.....  Yes .....  No

Manufacturer's Name, Address, & Tank Capacity Visible.....  Yes .....  No

Port Holes 12" in Diameter.....  Yes .....  No

Septic Tank Sturdy & Water-Tight.....  Yes .....  No

Trench or Bed Bottom Essentially Level.....  Yes .....  No

Perforated Pipe Generally Level throughout Field.....  Yes .....  No

End Caps provided on Drainfield (if not looped).....  Yes .....  No

Geo-Textile Fabric used for Permeable Soil Barrier.....  Yes .....  No

Installer: JOSE A. GONZALEZ License#: 1350

Remarks: 240 x 4' = 1200 SQ FT INSTALLED

Inspector: JOSE G. GONZALES License#: OS0020831

Date of Inspection: 01/11/2023

# OSSF – Form G: Inspection Report



Permit#: 54574

Owner: TILLMAN WELCH

Location: 14 1/2 & FM 493

Legal Description: TIERRA CANTON SUB

Lot#: 16 Block#: \_\_\_\_\_ Section/F. Tract#: \_\_\_\_\_

Tank Type: \_\_\_\_\_ CONCRETE

Inside Diameter: \_\_\_\_\_ 5'

Inside Length of Sides: \_\_\_\_\_ 5'

Liq. Depths or Dist. From Tank Bottom to Outlet Bottom: \_\_\_\_\_ 48"

Airspace (approx.): \_\_\_\_\_ 3"

Gallon Cap. (approx.): \_\_\_\_\_ 2 x 500gal = 1,000 gal

Commercial  
 ▪ Type: \_\_\_\_\_

Residential  
 ▪ # Bedrooms: 3  
 ▪ Sq. Ft., (est.) < 2,500

Other: \_\_\_\_\_

Vacant Lot

Drain Field: Trench:  Bed: \_\_\_\_\_ Evapotranspiration: \_\_\_\_\_

Distance from Private/Public Well: To Tank: \_\_\_\_\_ N/A To Drainfield: \_\_\_\_\_ N/A

Distance from Foundation: To Tank: \_\_\_\_\_ V/L To Drainfield: \_\_\_\_\_ V/L

Distance from Property Line: To Tank: \_\_\_\_\_ 10' To Drainfield: \_\_\_\_\_ 12'

Trench Depth: \_\_\_\_\_ 36" Trench Width: \_\_\_\_\_ 24"

Backfill Material: Ib: \_\_\_\_\_ II:  III: \_\_\_\_\_

Pipe: Brand (if known): \_\_\_\_\_ SB2-8" Type: STD. GRAVELLESS No. of Feet: \_\_\_\_\_ 240'

Gravel Drainfield (if applicable): Natural: \_\_\_\_\_ N/A Crushed: \_\_\_\_\_ N/A Washed: \_\_\_\_\_ N/A

Amount: \_\_\_\_\_ N/A Yards or Tons

Gravel Generally Consistent 12" depth throughout field..... N/A  Yes .....  No

Porous Media Uniform (0.72-2.0 inches)..... N/A  Yes .....  No

### General Conditions and Workmanship:

Solid Lines from House Schedule 40 with Cleanout .....  Yes .....  No

T's Installed at least 25% of Liquid Level .....  Yes .....  No

Inlet and Outlet Flow Clearly Marked .....  Yes .....  No

Manufacturer's Name, Address, & Tank Capacity Visible .....  Yes .....  No

Port Holes 12" in Diameter .....  Yes .....  No

Septic Tank Sturdy & Water-Tight .....  Yes .....  No

Trench or Bed Bottom Essentially Level .....  Yes .....  No

Perforated Pipe Generally Level throughout Field .....  Yes .....  No

End Caps provided on Drainfield (if not looped) .....  Yes .....  No

Geo-Textile Fabric used for Permeable Soil Barrier .....  Yes .....  No

Installer: \_\_\_\_\_ JOSE A. GONZALEZ License#: 1350

Remarks: \_\_\_\_\_

240 x 4' = 1200 SQ FT INSTALLED

Inspector: JOSE G. GONZALES License#: OS0020831

Date of Inspection: 01/11/2023

# OSSF – Form G: Inspection Report



Permit#: 54574

Owner: TILLMAN WELCH

Location: 14 1/2 & FM 493

Legal Description: TIERRA CANTON SUB

Lot#: 17 Block#: \_\_\_\_\_ Section/F. Tract#: \_\_\_\_\_

Tank Type: \_\_\_\_\_ CONCRETE \_\_\_\_\_

Inside Diameter: \_\_\_\_\_ 5' \_\_\_\_\_

Inside Length of Sides: \_\_\_\_\_ 5' \_\_\_\_\_

Liq. Depths or Dist. From Tank Bottom to Outlet Bottom: \_\_\_\_\_ 48" \_\_\_\_\_

Airspace (approx.): \_\_\_\_\_ 3" \_\_\_\_\_

Gallon Cap. (approx.): \_\_\_\_\_ 2 x 500gal = 1,000 gal \_\_\_\_\_

<input type="checkbox"/> Commercial
▪ Type: _____
<input checked="" type="checkbox"/> Residential
▪ # Bedrooms: <u>3</u>
▪ Sq. Ft., (est.) < <u>2,500</u>
<input type="checkbox"/> Other: _____
<input type="checkbox"/> Vacant Lot

Drain Field: Trench:  Bed: \_\_\_\_\_ Evapotranspiration: \_\_\_\_\_

Distance from Private/Public Well: To Tank: N/A To Drainfield: N/A

Distance from Foundation: To Tank: V/L To Drainfield: V/L

Distance from Property Line: To Tank: 10' To Drainfield: 12'

Trench Depth: 36" Trench Width: 24"

Backfill Material: Ib: \_\_\_\_\_ II:  III: \_\_\_\_\_

Pipe: Brand (if known): SB2-8" Type: STD. GRAVELLESS No. of Feet: 240'

Gravel Drainfield (if applicable): Natural: N/A Crushed: N/A Washed: N/A

Amount: N/A Yards or Tons

Gravel Generally Consistent 12" depth throughout field..... N/A  Yes .....  No

Porous Media Uniform (0.72-2.0 inches)..... N/A  Yes .....  No

### General Conditions and Workmanship:

Solid Lines from House Schedule 40 with Cleanout.....  Yes .....  No

T's Installed at least 25% of Liquid Level.....  Yes .....  No

Inlet and Outlet Flow Clearly Marked.....  Yes .....  No

Manufacturer's Name, Address, & Tank Capacity Visible.....  Yes .....  No

Port Holes 12" in Diameter.....  Yes .....  No

Septic Tank Sturdy & Water-Tight.....  Yes .....  No

Trench or Bed Bottom Essentially Level.....  Yes .....  No

Perforated Pipe Generally Level throughout Field.....  Yes .....  No

End Caps provided on Drainfield (if not looped).....  Yes .....  No

Geo-Textile Fabric used for Permeable Soil Barrier.....  Yes .....  No

Installer: JOSE A. GONZALEZ License#: 1350

Remarks: \_\_\_\_\_

240 x 4' = 1200 SQ FT INSTALLED

Inspector: JOSE G. GONZALES License#: OS0020831

Date of Inspection: 01/11/2023



# OSSF – Form G: Inspection Report

Permit#: 54574

Owner: TILLMAN WELCH

Location: 14 1/2 & FM 493

Legal Description: TIERRA CANTON SUB

Lot#: 18 Block#: \_\_\_\_\_ Section/F. Tract#: \_\_\_\_\_

Tank Type: \_\_\_\_\_ CONCRETE

Inside Diameter: \_\_\_\_\_ 5'

Inside Length of Sides: \_\_\_\_\_ 5'

Liq. Depths or Dist. From Tank Bottom to Outlet Bottom: \_\_\_\_\_ 48"

Airspace (approx.): \_\_\_\_\_ 3"

Gallon Cap. (approx.): \_\_\_\_\_ 2 x 500gal = 1,000 gal

Commercial  
 ▪ Type: \_\_\_\_\_

Residential  
 ▪ # Bedrooms: 3  
 ▪ Sq. Ft., (est.) < 2,500

Other: \_\_\_\_\_

Vacant Lot

Drain Field: Trench: X Bed: \_\_\_\_\_ Evapotranspiration: \_\_\_\_\_

Distance from Private/Public Well: To Tank: N/A To Drainfield: N/A

Distance from Foundation: To Tank: V/L To Drainfield: V/L

Distance from Property Line: To Tank: 10' To Drainfield: 12'

Trench Depth: 36" Trench Width: 24"

Backfill Material: Ib: \_\_\_\_\_ II: X III: \_\_\_\_\_

Pipe: Brand (if known): SB2-8" Type: STD. GRAVELLESS No. of Feet: 240'

Gravel Drainfield (if applicable): Natural: N/A Crushed: N/A Washed: N/A

Amount: N/A Yards or Tons

Gravel Generally Consistent 12" depth throughout field..... N/A  Yes .....  No

Porous Media Uniform (0.72-2.0 inches)..... N/A  Yes .....  No

### General Conditions and Workmanship:

Solid Lines from House Schedule 40 with Cleanout.....  Yes .....  No

T's Installed at least 25% of Liquid Level.....  Yes .....  No

Inlet and Outlet Flow Clearly Marked.....  Yes .....  No

Manufacturer's Name, Address, & Tank Capacity Visible.....  Yes .....  No

Port Holes 12" in Diameter.....  Yes .....  No

Septic Tank Sturdy & Water-Tight.....  Yes .....  No

Trench or Bed Bottom Essentially Level.....  Yes .....  No

Perforated Pipe Generally Level throughout Field.....  Yes .....  No

End Caps provided on Drainfield (if not looped).....  Yes .....  No

Geo-Textile Fabric used for Permeable Soil Barrier.....  Yes .....  No

Installer: JOSE A. GONZALEZ License#: 1350

Remarks: \_\_\_\_\_

240 x 4' = 1200 SQ FT INSTALLED

Inspector: JOSE G. GONZALES License#: OS0020831

Date of Inspection: 01/11/2023

# OSSF – Form G: Inspection Report



Permit#: 54574

Owner: TILLMAN WELCH

Location: 14 1/2 & FM 493

Legal Description: TIERRA-CANTON SUB

Lot#: 19 Block#: \_\_\_\_\_ Section/F. Tract#: \_\_\_\_\_

Tank Type: \_\_\_\_\_ CONCRETE \_\_\_\_\_

Inside Diameter: \_\_\_\_\_ 5' \_\_\_\_\_

Inside Length of Sides: \_\_\_\_\_ 5' \_\_\_\_\_

Liq. Depths or Dist. From Tank Bottom to Outlet Bottom: \_\_\_\_\_ 48" \_\_\_\_\_

Airspace (approx.): \_\_\_\_\_ 3" \_\_\_\_\_

Gallon Cap. (approx.): \_\_\_\_\_ 2 x 500gal = 1,000 gal \_\_\_\_\_

Commercial  
▪ Type: \_\_\_\_\_

Residential  
▪ # Bedrooms: 3  
▪ Sq. Ft., (est.) < 2,500

Other: \_\_\_\_\_

Vacant Lot

Drain Field: Trench: X Bed: \_\_\_\_\_ Evapotranspiration: \_\_\_\_\_

Distance from Private/Public Well: To Tank: N/A To Drainfield: N/A

Distance from Foundation: To Tank: V/L To Drainfield: V/L

Distance from Property Line: To Tank: 10' To Drainfield: 12'

Trench Depth: 36" Trench Width: 24"

Backfill Material: Ib: \_\_\_\_\_ II: X III: \_\_\_\_\_

Pipe: Brand (if known): SB2-8" Type: STD. GRAVELLESS No. of Feet: 240'

Gravel Drainfield (if applicable): Natural: N/A Crushed: N/A Washed: N/A

Amount: N/A Yards or Tons

Gravel Generally Consistent 12" depth throughout field..... N/A  Yes .....  No

Porous Media Uniform (0.72-2.0 inches)..... N/A  Yes .....  No

### General Conditions and Workmanship:

Solid Lines from House Schedule 40 with Cleanout .....  Yes .....  No

T's Installed at least 25% of Liquid Level .....  Yes .....  No

Inlet and Outlet Flow Clearly Marked .....  Yes .....  No

Manufacturer's Name, Address, & Tank Capacity Visible .....  Yes .....  No

Port Holes 12" in Diameter .....  Yes .....  No

Septic Tank Sturdy & Water-Tight .....  Yes .....  No

Trench or Bed Bottom Essentially Level .....  Yes .....  No

Perforated Pipe Generally Level throughout Field .....  Yes .....  No

End Caps provided on Drainfield (if not looped) .....  Yes .....  No

Geo-Textile Fabric used for Permeable Soil Barrier .....  Yes .....  No

Installer: JOSE A. GONZALEZ License#: 1350

Remarks: \_\_\_\_\_

240 x 4' = 1200 SQ FT INSTALLED

Inspector: JOSE G. GONZALES License#: OS0020831

Date of Inspection: 01/11/2023

# OSSF – Form G: Inspection Report



Permit#: 54572

Owner: TILLMAN WELCH

Location: 14 1/2 & FM 493

Legal Description: TIERRA CANTON SUB

Lot#: 20 Block#: \_\_\_\_\_ Section/F. Tract#: \_\_\_\_\_

Tank Type: \_\_\_\_\_ CONCRETE

Inside Diameter: \_\_\_\_\_ 5'

Inside Length of Sides: \_\_\_\_\_ 5'

Liq. Depths or Dist. From Tank Bottom to Outlet Bottom: \_\_\_\_\_ 48"

Airspace (approx.): \_\_\_\_\_ 3"

Gallon Cap. (approx.): \_\_\_\_\_ 2 x 500gal = 1,000 gal

<input type="checkbox"/> Commercial	▪ Type: _____
<input checked="" type="checkbox"/> Residential	▪ # Bedrooms: <u>3</u>
	▪ Sq. Ft., (est.) <u>&lt; 2,500</u>
<input type="checkbox"/> Other: _____	
<input type="checkbox"/> Vacant Lot	

Drain Field: Trench: X Bed: \_\_\_\_\_ Evapotranspiration: \_\_\_\_\_

Distance from Private/Public Well: To Tank: N/A To Drainfield: N/A

Distance from Foundation: To Tank: V/L To Drainfield: V/L

Distance from Property Line: To Tank: 10' To Drainfield: 12'

Trench Depth: 36" Trench Width: 24"

Backfill Material: Ib: \_\_\_\_\_ II: X III: \_\_\_\_\_

Pipe: Brand (if known): SB2-8" Type: STD. GRAVELLESS No. of Feet: 240'

Gravel Drainfield (if applicable): Natural: N/A Crushed: N/A Washed: N/A

Amount: N/A Yards or Tons

Gravel Generally Consistent 12" depth throughout field..... N/A  Yes .....  No

Porous Media Uniform (0.72-2.0 inches)..... N/A  Yes .....  No

### General Conditions and Workmanship:

Solid Lines from House Schedule 40 with Cleanout.....  Yes .....  No

T's Installed at least 25% of Liquid Level.....  Yes .....  No

Inlet and Outlet Flow Clearly Marked.....  Yes .....  No

Manufacturer's Name, Address, & Tank Capacity Visible.....  Yes .....  No

Port Holes 12" in Diameter.....  Yes .....  No

Septic Tank Sturdy & Water-Tight.....  Yes .....  No

Trench or Bed Bottom Essentially Level.....  Yes .....  No

Perforated Pipe Generally Level throughout Field.....  Yes .....  No

End Caps provided on Drainfield (if not looped).....  Yes .....  No

Geo-Textile Fabric used for Permeable Soil Barrier.....  Yes .....  No

Installer: JOSE A. GONZALEZ License#: 1350

Remarks: \_\_\_\_\_

240 x 4' = 1200 SQ FT INSTALLED

Inspector: JOSE G. GONZALES License#: OS0020831

Date of Inspection: 01/11/2023

# OSSF – Form G: Inspection Report



Permit#: 54572

Owner: TILLMAN WELCH

Location: 14 1/2 & FM 493

Legal Description: TIERRA CANTON SUB

Lot#: 21 Block#: \_\_\_\_\_ Section/F. Tract#: \_\_\_\_\_

Tank Type: \_\_\_\_\_ CONCRETE

Inside Diameter: \_\_\_\_\_ 5'

Inside Length of Sides: \_\_\_\_\_ 5'

Liq. Depths or Dist. From Tank Bottom to Outlet Bottom: \_\_\_\_\_ 48"

Airspace (approx.): \_\_\_\_\_ 3"

Gallon Cap. (approx.): \_\_\_\_\_ 2 x 500gal = 1,000 gal

Commercial  
▪ Type: \_\_\_\_\_

Residential  
▪ # Bedrooms: 3  
▪ Sq. Ft., (est.) < 2,500

Other: \_\_\_\_\_

Vacant Lot

Drain Field: Trench:  Bed: \_\_\_\_\_ Evapotranspiration: \_\_\_\_\_

Distance from Private/Public Well: To Tank: \_\_\_\_\_ N/A To Drainfield: \_\_\_\_\_ N/A

Distance from Foundation: To Tank: \_\_\_\_\_ V/L To Drainfield: \_\_\_\_\_ V/L

Distance from Property Line: To Tank: \_\_\_\_\_ 10' To Drainfield: \_\_\_\_\_ 12'

Trench Depth: \_\_\_\_\_ 36" Trench Width: \_\_\_\_\_ 24"

Backfill Material: Ib: \_\_\_\_\_ II:  III: \_\_\_\_\_

Pipe: Brand (if known): \_\_\_\_\_ SB2-8" Type: STD. GRAVELLESS No. of Feet: \_\_\_\_\_ 240'

Gravel Drainfield (if applicable): Natural: \_\_\_\_\_ N/A Crushed: \_\_\_\_\_ N/A Washed: \_\_\_\_\_ N/A

Amount: \_\_\_\_\_ N/A Yards or Tons

Gravel Generally Consistent 12" depth throughout field..... N/A  Yes .....  No

Porous Media Uniform (0.72-2.0 inches)..... N/A  Yes .....  No

### General Conditions and Workmanship:

Solid Lines from House Schedule 40 with Cleanout.....  Yes .....  No

T's Installed at least 25% of Liquid Level.....  Yes .....  No

Inlet and Outlet Flow Clearly Marked.....  Yes .....  No

Manufacturer's Name, Address, & Tank Capacity Visible.....  Yes .....  No

Port Holes 12" in Diameter.....  Yes .....  No

Septic Tank Sturdy & Water-Tight.....  Yes .....  No

Trench or Bed Bottom Essentially Level.....  Yes .....  No

Perforated Pipe Generally Level throughout Field.....  Yes .....  No

End Caps provided on Drainfield (if not looped).....  Yes .....  No

Geo-Textile Fabric used for Permeable Soil Barrier.....  Yes .....  No

Installer: \_\_\_\_\_ JOSE A. GONZALEZ \_\_\_\_\_ License#: 1350

Remarks: \_\_\_\_\_

240 x 4' = 1200 SQ FT INSTALLED

Inspector: JOSE G. GONZALES \_\_\_\_\_ License#: OS0020831

Date of Inspection: 01/11/2023

# OSSF – Form G: Inspection Report



Permit#: 54572

Owner: TILLMAN WELCH

Location: 14 1/2 & FM 493

Legal Description: TIERRA CANTON SUB

Lot#: 22 Block#: \_\_\_\_\_ Section/F. Tract#: \_\_\_\_\_

Tank Type: \_\_\_\_\_ CONCRETE

Inside Diameter: \_\_\_\_\_ 5'

Inside Length of Sides: \_\_\_\_\_ 5'

Liq. Depths or Dist. From Tank Bottom to Outlet Bottom: \_\_\_\_\_ 48"

Airspace (approx.): \_\_\_\_\_ 3"

Gallon Cap. (approx.): \_\_\_\_\_ 2 x 500gal = 1,000 gal

- Commercial
  - Type: \_\_\_\_\_
- Residential
  - # Bedrooms: 3
  - Sq. Ft., (est.) ≤ 2,500
- Other: \_\_\_\_\_
- Vacant Lot

Drain Field: Trench:  Bed: \_\_\_\_\_ Evapotranspiration: \_\_\_\_\_

Distance from Private/Public Well: To Tank: N/A To Drainfield: N/A

Distance from Foundation: To Tank: V/L To Drainfield: V/L

Distance from Property Line: To Tank: 10' To Drainfield: 12'

Trench Depth: 36" Trench Width: 24"

Backfill Material: Ib: \_\_\_\_\_ II:  III: \_\_\_\_\_

Pipe: Brand (if known): SB2-8" Type: STD. GRAVELLESS No. of Feet: 240'

Gravel Drainfield (if applicable): Natural: N/A Crushed: N/A Washed: N/A

Amount: N/A Yards or Tons

Gravel Generally Consistent 12" depth throughout field..... N/A  Yes .....  No

Porous Media Uniform (0.72-2.0 inches)..... N/A  Yes .....  No

## General Conditions and Workmanship:

Solid Lines from House Schedule 40 with Cleanout.....  Yes .....  No

T's Installed at least 25% of Liquid Level.....  Yes .....  No

Inlet and Outlet Flow Clearly Marked.....  Yes .....  No

Manufacturer's Name, Address, & Tank Capacity Visible.....  Yes .....  No

Port Holes 12" in Diameter.....  Yes .....  No

Septic Tank Sturdy & Water-Tight.....  Yes .....  No

Trench or Bed Bottom Essentially Level.....  Yes .....  No

Perforated Pipe Generally Level throughout Field.....  Yes .....  No

End Caps provided on Drainfield (if not looped).....  Yes .....  No

Geo-Textile Fabric used for Permeable Soil Barrier.....  Yes .....  No

Installer: JOSE A. GONZALEZ License#: 1350

Remarks: \_\_\_\_\_

240 x 4' = 1200 SQ FT INSTALLED

Inspector: JOSE G. GONZALES License#: OS0020831

Date of Inspection: 01/11/2023

# OSSF – Form G: Inspection Report



Permit#: 54572

Owner: TILLMAN WELCH

Location: 14 1/2 & FM 493

Legal Description: TIERRA CANTON SUB

Lot#: 23 Block#: \_\_\_\_\_ Section/F. Tract#: \_\_\_\_\_

Tank Type: \_\_\_\_\_ CONCRETE

Inside Diameter: \_\_\_\_\_ 5'

Inside Length of Sides: \_\_\_\_\_ 5'

Liq. Depths or Dist. From Tank Bottom to Outlet Bottom: \_\_\_\_\_ 48"

Airspace (approx.): \_\_\_\_\_ 3"

Gallon Cap. (approx.): \_\_\_\_\_ 2 x 500gal = 1,000 gal

Commercial  
▪ Type: \_\_\_\_\_

Residential  
▪ # Bedrooms: 3  
▪ Sq. Ft., (est.) < 2,500

Other: \_\_\_\_\_

Vacant Lot

Drain Field: Trench:  Bed: \_\_\_\_\_ Evapotranspiration: \_\_\_\_\_

Distance from Private/Public Well: To Tank: \_\_\_\_\_ N/A To Drainfield: \_\_\_\_\_ N/A

Distance from Foundation: To Tank: \_\_\_\_\_ V/L To Drainfield: \_\_\_\_\_ V/L

Distance from Property Line: To Tank: \_\_\_\_\_ 10' To Drainfield: \_\_\_\_\_ 12'

Trench Depth: \_\_\_\_\_ 36" Trench Width: \_\_\_\_\_ 24"

Backfill Material: Ib: \_\_\_\_\_ II:  III: \_\_\_\_\_

Pipe: Brand (if known): \_\_\_\_\_ SB2-8" Type: STD. GRAVELLESS No. of Feet: \_\_\_\_\_ 240'

Gravel Drainfield (if applicable): Natural: \_\_\_\_\_ N/A Crushed: \_\_\_\_\_ N/A Washed: \_\_\_\_\_ N/A

Amount: \_\_\_\_\_ N/A Yards or Tons

Gravel Generally Consistent 12" depth throughout field..... N/A  Yes .....  No

Porous Media Uniform (0.72-2.0 inches)..... N/A  Yes .....  No

## General Conditions and Workmanship:

Solid Lines from House Schedule 40 with Cleanout.....  Yes .....  No

T's Installed at least 25% of Liquid Level.....  Yes .....  No

Inlet and Outlet Flow Clearly Marked.....  Yes .....  No

Manufacturer's Name, Address, & Tank Capacity Visible.....  Yes .....  No

Port Holes 12" in Diameter.....  Yes .....  No

Septic Tank Sturdy & Water-Tight.....  Yes .....  No

Trench or Bed Bottom Essentially Level.....  Yes .....  No

Perforated Pipe Generally Level throughout Field.....  Yes .....  No

End Caps provided on Drainfield (if not looped).....  Yes .....  No

Geo-Textile Fabric used for Permeable Soil Barrier.....  Yes .....  No

Installer: \_\_\_\_\_ JOSE A. GONZALEZ License#: 1350

Remarks: \_\_\_\_\_

240 x 4' = 1200 SQ FT INSTALLED

Inspector: JOSE G. GONZALES License#: OS0020831

Date of Inspection: 01/11/2023

# OSSF – Form G: Inspection Report



Permit#: 54572

Owner: TILLMAN WELCH

Location: 14 1/2 & FM 493

Legal Description: TIERRA CANTON SUB

Lot#: 24 Block#: \_\_\_\_\_ Section/F. Tract#: \_\_\_\_\_

Tank Type: \_\_\_\_\_ CONCRETE

Inside Diameter: \_\_\_\_\_ 5'

Inside Length of Sides: \_\_\_\_\_ 5'

Liq. Depths or Dist. From Tank Bottom to Outlet Bottom: \_\_\_\_\_ 48"

Airspace (approx.): \_\_\_\_\_ 3"

Gallon Cap. (approx.): \_\_\_\_\_ 2 x 500gal = 1,000 gal

<input type="checkbox"/> Commercial
▪ Type: _____
<input checked="" type="checkbox"/> Residential
▪ # Bedrooms: <u>3</u>
▪ Sq. Ft., (est.) <u>&lt; 2,500</u>
<input type="checkbox"/> Other: _____
<input type="checkbox"/> Vacant Lot

Drain Field: Trench:  Bed: \_\_\_\_\_ Evapotranspiration: \_\_\_\_\_

Distance from Private/Public Well: To Tank: N/A To Drainfield: N/A

Distance from Foundation: To Tank: V/L To Drainfield: V/L

Distance from Property Line: To Tank: 10' To Drainfield: 12'

Trench Depth: 36" Trench Width: 24"

Backfill Material: Ib: \_\_\_\_\_ II:  III: \_\_\_\_\_

Pipe: Brand (if known): SB2-8" Type: STD. GRAVELLESS No. of Feet: 240'

Gravel Drainfield (if applicable): Natural: N/A Crushed: N/A Washed: N/A

Amount: N/A Yards or Tons

Gravel Generally Consistent 12" depth throughout field..... N/A  Yes .....  No

Porous Media Uniform (0.72-2.0 inches)..... N/A  Yes .....  No

### General Conditions and Workmanship:

Solid Lines from House Schedule 40 with Cleanout .....  Yes .....  No

T's Installed at least 25% of Liquid Level .....  Yes .....  No

Inlet and Outlet Flow Clearly Marked .....  Yes .....  No

Manufacturer's Name, Address, & Tank Capacity Visible .....  Yes .....  No

Port Holes 12" in Diameter .....  Yes .....  No

Septic Tank Sturdy & Water-Tight .....  Yes .....  No

Trench or Bed Bottom Essentially Level .....  Yes .....  No

Perforated Pipe Generally Level throughout Field .....  Yes .....  No

End Caps provided on Drainfield (if not looped) .....  Yes .....  No

Geo-Textile Fabric used for Permeable Soil Barrier .....  Yes .....  No

Installer: JOSE A. GONZALEZ License#: 1350

Remarks: \_\_\_\_\_

240 x 4' = 1200 SQ FT INSTALLED

Inspector: JOSE G. GONZALES License#: OS0020831

Date of Inspection: 01/11/2023

# OSSF – Form G: Inspection Report



Permit#: 54572

Owner: TILLMAN WELCH

Location: 14 1/2 & FM 493

Legal Description: TIERRA CANTON SUB

Lot#: 25 Block#: \_\_\_\_\_ Section/F. Tract#: \_\_\_\_\_

Tank Type: CONCRETE

Inside Diameter: 5'

Inside Length of Sides: 5'

Liq. Depths or Dist. From Tank Bottom to Outlet Bottom: 48"

Airspace (approx.): 3"

Gallon Cap. (approx.): 2 x 500gal = 1,000 gal

<input type="checkbox"/> Commercial ▪ Type: _____
<input checked="" type="checkbox"/> Residential ▪ # Bedrooms: <u>3</u> ▪ Sq. Ft., (est.) <u>&lt; 2,500</u>
<input type="checkbox"/> Other: _____
<input type="checkbox"/> Vacant Lot

Drain Field: Trench:  Bed: \_\_\_\_\_ Evapotranspiration: \_\_\_\_\_

Distance from **Private/Public Well**: To Tank: N/A To Drainfield: N/A

Distance from Foundation: To Tank: V/L To Drainfield: V/L

Distance from Property Line: To Tank: 10' To Drainfield: 12'

Trench Depth: 36" Trench Width: 24"

Backfill Material: Ib: \_\_\_\_\_ II:  III: \_\_\_\_\_

Pipe: Brand (if known): SB2-8" Type: STD. GRAVELLESS No. of Feet: 240'

Gravel Drainfield (if applicable): Natural: N/A Crushed: N/A Washed: N/A

Amount: N/A Yards or Tons

Gravel Generally Consistent 12" depth throughout field..... N/A  Yes .....  No

Porous Media Uniform (0.72-2.0 inches)..... N/A  Yes .....  No

### General Conditions and Workmanship:

Solid Lines from House Schedule 40 with Cleanout.....  Yes .....  No

T's Installed at least 25% of Liquid Level.....  Yes .....  No

Inlet and Outlet Flow Clearly Marked.....  Yes .....  No

Manufacturer's Name, Address, & Tank Capacity Visible.....  Yes .....  No

Port Holes 12" in Diameter.....  Yes .....  No

Septic Tank Sturdy & Water-Tight.....  Yes .....  No

Trench or Bed Bottom Essentially Level.....  Yes .....  No

Perforated Pipe Generally Level throughout Field.....  Yes .....  No

End Caps provided on Drainfield (if not looped).....  Yes .....  No

Geo-Textile Fabric used for Permeable Soil Barrier.....  Yes .....  No

Installer: JOSE A. GONZALEZ License#: 1350

Remarks: 240 x 4' = 1200 SQ FT INSTALLED

Inspector: JOSE G. GONZALES License#: OS0020831

Date of Inspection: 01/11/2023

# OSSF – Form G: Inspection Report



Permit#: 54572

Owner: TILLMAN WELCH

Location: 14 1/2 & FM 493

Legal Description: TIERRA CANTON SUB

Lot#: 26 Block#: \_\_\_\_\_ Section/F. Tract#: \_\_\_\_\_

Tank Type: \_\_\_\_\_ CONCRETE

Inside Diameter: \_\_\_\_\_ 5'

Inside Length of Sides: \_\_\_\_\_ 5'

Liq. Depths or Dist. From Tank Bottom to Outlet Bottom: \_\_\_\_\_ 48"

Airspace (approx.): \_\_\_\_\_ 3"

Gallon Cap. (approx.): \_\_\_\_\_ 2 x 500gal = 1,000 gal

<input type="checkbox"/> Commercial
▪ Type: _____
<input checked="" type="checkbox"/> Residential
▪ # Bedrooms: <u>3</u>
▪ Sq. Ft., (est.) <u>&lt; 2,500</u>
<input type="checkbox"/> Other: _____
<input type="checkbox"/> Vacant Lot

Drain Field: Trench: X Bed: \_\_\_\_\_ Evapotranspiration: \_\_\_\_\_

Distance from Private/Public Well: To Tank: N/A To Drainfield: N/A

Distance from Foundation: To Tank: V/L To Drainfield: V/L

Distance from Property Line: To Tank: 10' To Drainfield: 12'

Trench Depth: 36" Trench Width: 24"

Backfill Material: Ib: \_\_\_\_\_ II: X III: \_\_\_\_\_

Pipe: Brand (if known): SB2-8" Type: STD. GRAVELLESS No. of Feet: 240'

Gravel Drainfield (if applicable): Natural: N/A Crushed: N/A Washed: N/A

Amount: N/A Yards or Tons

Gravel Generally Consistent 12" depth throughout field..... N/A  Yes .....  No

Porous Media Uniform (0.72-2.0 inches)..... N/A  Yes .....  No

### General Conditions and Workmanship:

Solid Lines from House Schedule 40 with Cleanout.....  Yes .....  No

T's Installed at least 25% of Liquid Level.....  Yes .....  No

Inlet and Outlet Flow Clearly Marked.....  Yes .....  No

Manufacturer's Name, Address, & Tank Capacity Visible.....  Yes .....  No

Port Holes 12" in Diameter.....  Yes .....  No

Septic Tank Sturdy & Water-Tight.....  Yes .....  No

Trench or Bed Bottom Essentially Level.....  Yes .....  No

Perforated Pipe Generally Level throughout Field.....  Yes .....  No

End Caps provided on Drainfield (if not looped).....  Yes .....  No

Geo-Textile Fabric used for Permeable Soil Barrier.....  Yes .....  No

Installer: JOSE A. GONZALEZ License#: 1350

Remarks: \_\_\_\_\_

240 x 4' = 1200 SQ FT INSTALLED

Inspector: JOSE G. GONZALES License#: OS0020831

Date of Inspection: 01/11/2023

# OSSF – Form G: Inspection Report



Permit#: 54572

Owner: TILLMAN WELCH

Location: 14 1/2 & FM 493

Legal Description: TIERRA CANTON SUB

Lot#: 27 Block#: \_\_\_\_\_ Section/F. Tract#: \_\_\_\_\_

Tank Type: \_\_\_\_\_ CONCRETE

Inside Diameter: \_\_\_\_\_ 5'

Inside Length of Sides: \_\_\_\_\_ 5'

Liq. Depths or Dist. From Tank Bottom to Outlet Bottom: \_\_\_\_\_ 48"

Airspace (approx.): \_\_\_\_\_ 3"

Gallon Cap. (approx.): \_\_\_\_\_ 2 x 500gal = 1,000 gal

Commercial  
▪ Type: \_\_\_\_\_

Residential  
▪ # Bedrooms: 3  
▪ Sq. Ft., (est.) < 2,500

Other: \_\_\_\_\_

Vacant Lot

Drain Field: Trench: X Bed: \_\_\_\_\_ Evapotranspiration: \_\_\_\_\_

Distance from Private/Public Well: To Tank: N/A To Drainfield: N/A

Distance from Foundation: To Tank: V/L To Drainfield: V/L

Distance from Property Line: To Tank: 10' To Drainfield: 12'

Trench Depth: 36" Trench Width: 24"

Backfill Material: Ib: \_\_\_\_\_ II: X III: \_\_\_\_\_

Pipe: Brand (if known): SB2-8" Type: STD. GRAVELLESS No. of Feet: 240'

Gravel Drainfield (if applicable): Natural: N/A Crushed: N/A Washed: N/A

Amount: N/A Yards or Tons

Gravel Generally Consistent 12" depth throughout field..... N/A  Yes .....  No

Porous Media Uniform (0.72-2.0 inches)..... N/A  Yes .....  No

### General Conditions and Workmanship:

Solid Lines from House Schedule 40 with Cleanout.....  Yes .....  No

T's Installed at least 25% of Liquid Level.....  Yes .....  No

Inlet and Outlet Flow Clearly Marked.....  Yes .....  No

Manufacturer's Name, Address, & Tank Capacity Visible.....  Yes .....  No

Port Holes 12" in Diameter.....  Yes .....  No

Septic Tank Sturdy & Water-Tight.....  Yes .....  No

Trench or Bed Bottom Essentially Level.....  Yes .....  No

Perforated Pipe Generally Level throughout Field.....  Yes .....  No

End Caps provided on Drainfield (if not looped).....  Yes .....  No

Geo-Textile Fabric used for Permeable Soil Barrier.....  Yes .....  No

Installer: JOSE A. GONZALEZ License#: 1350

Remarks: \_\_\_\_\_

240 x 4' = 1200 SQ FT INSTALLED

Inspector: JOSE G. GONZALES License#: OS0020831

Date of Inspection: 01/11/2023

# OSSF – Form G: Inspection Report



Permit#: 54572

Owner: TILLMAN WELCH

Location: 14 1/2 & FM 493

Legal Description: TIERRA CANTON SUB

Lot#: 28 Block#: \_\_\_\_\_ Section/F. Tract#: \_\_\_\_\_

Tank Type: \_\_\_\_\_ CONCRETE

Inside Diameter: \_\_\_\_\_ 5'

Inside Length of Sides: \_\_\_\_\_ 5'

Liq. Depths or Dist. From Tank Bottom to Outlet Bottom: \_\_\_\_\_ 48"

Airspace (approx.): \_\_\_\_\_ 3"

Gallon Cap. (approx.): \_\_\_\_\_ 2 x 500gal = 1,000 gal

<input type="checkbox"/> Commercial	▪ Type: _____
<input checked="" type="checkbox"/> Residential	▪ # Bedrooms: <u>3</u>
	▪ Sq. Ft., (est.) <u>&lt; 2,500</u>
<input type="checkbox"/> Other: _____	
<input type="checkbox"/> Vacant Lot	

Drain Field: Trench:  Bed: \_\_\_\_\_ Evapotranspiration: \_\_\_\_\_

Distance from Private/Public Well: To Tank: N/A To Drainfield: N/A

Distance from Foundation: To Tank: V/L To Drainfield: V/L

Distance from Property Line: To Tank: 10' To Drainfield: 12'

Trench Depth: 36" Trench Width: 24"

Backfill Material: Ib: \_\_\_\_\_ II:  III: \_\_\_\_\_

Pipe: Brand (if known): SB2-8" Type: STD. GRAVELLESS No. of Feet: 240'

Gravel Drainfield (if applicable): Natural: N/A Crushed: N/A Washed: N/A

Amount: N/A Yards or Tons

Gravel Generally Consistent 12" depth throughout field..... N/A  Yes .....  No

Porous Media Uniform (0.72-2.0 inches)..... N/A  Yes .....  No

**General Conditions and Workmanship:**

Solid Lines from House Schedule 40 with Cleanout.....  Yes .....  No

T's Installed at least 25% of Liquid Level.....  Yes .....  No

Inlet and Outlet Flow Clearly Marked.....  Yes .....  No

Manufacturer's Name, Address, & Tank Capacity Visible.....  Yes .....  No

Port Holes 12" in Diameter.....  Yes .....  No

Septic Tank Sturdy & Water-Tight.....  Yes .....  No

Trench or Bed Bottom Essentially Level.....  Yes .....  No

Perforated Pipe Generally Level throughout Field.....  Yes .....  No

End Caps provided on Drainfield (if not looped).....  Yes .....  No

Geo-Textile Fabric used for Permeable Soil Barrier.....  Yes .....  No

Installer: JOSE A. GONZALEZ License#: 1350

Remarks: \_\_\_\_\_

240 x 4' = 1200 SQ FT INSTALLED

Inspector: JOSE G. GONZALES License#: OS0020831

Date of Inspection: 01/11/2023

# OSSF – Form G: Inspection Report



Permit#: 54572

Owner: TILLMAN WELCH

Location: 14 1/2 & FM 493

Legal Description: TIERRA CANTON SUB

Lot#: 29 Block#: \_\_\_\_\_ Section/F. Tract#: \_\_\_\_\_

Tank Type: \_\_\_\_\_ CONCRETE

Inside Diameter: \_\_\_\_\_ 5'

Inside Length of Sides: \_\_\_\_\_ 5'

Liq. Depths or Dist. From Tank Bottom to Outlet Bottom: \_\_\_\_\_ 48"

Airspace (approx.): \_\_\_\_\_ 3"

Gallon Cap. (approx.): \_\_\_\_\_ 2 x 500gal = 1,000 gal

<input type="checkbox"/> Commercial
▪ Type: _____
<input checked="" type="checkbox"/> Residential
▪ # Bedrooms: <u>3</u>
▪ Sq. Ft., (est.) <u>&lt; 2,500</u>
<input type="checkbox"/> Other: _____
<input type="checkbox"/> Vacant Lot

Drain Field: Trench:  Bed: \_\_\_\_\_ Evapotranspiration: \_\_\_\_\_

Distance from Private/Public Well: To Tank: N/A To Drainfield: N/A

Distance from Foundation: To Tank: V/L To Drainfield: V/L

Distance from Property Line: To Tank: 10' To Drainfield: 12'

Trench Depth: 36" Trench Width: 24"

Backfill Material: Ib: \_\_\_\_\_ II:  III: \_\_\_\_\_

Pipe: Brand (if known): SB2-8" Type: STD. GRAVELLESS No. of Feet: 240'

Gravel Drainfield (if applicable): Natural: N/A Crushed: N/A Washed: N/A

Amount: N/A Yards or Tons

Gravel Generally Consistent 12" depth throughout field..... N/A  Yes .....  No

Porous Media Uniform (0.72-2.0 inches)..... N/A  Yes .....  No

### General Conditions and Workmanship:

Solid Lines from House Schedule 40 with Cleanout.....  Yes .....  No

T's Installed at least 25% of Liquid Level.....  Yes .....  No

Inlet and Outlet Flow Clearly Marked.....  Yes .....  No

Manufacturer's Name, Address, & Tank Capacity Visible.....  Yes .....  No

Port Holes 12" in Diameter.....  Yes .....  No

Septic Tank Sturdy & Water-Tight.....  Yes .....  No

Trench or Bed Bottom Essentially Level.....  Yes .....  No

Perforated Pipe Generally Level throughout Field.....  Yes .....  No

End Caps provided on Drainfield (if not looped).....  Yes .....  No

Geo-Textile Fabric used for Permeable Soil Barrier.....  Yes .....  No

Installer: JOSE A. GONZALEZ License#: 1350

Remarks: 240 x 4' = 1200 SQ FT INSTALLED

Inspector: JOSE G. GONZALES License#: OS0020831

Date of Inspection: 01/11/2023

# OSSF – Form G: Inspection Report



Permit#: 54572

Owner: TILLMAN WELCH

Location: 14 1/2 & FM 493

Legal Description: TIERRA CANTON SUB

Lot#: 30 Block#: \_\_\_\_\_ Section/F. Tract#: \_\_\_\_\_

Tank Type: \_\_\_\_\_ CONCRETE

Inside Diameter: \_\_\_\_\_ 5'

Inside Length of Sides: \_\_\_\_\_ 5'

Liq. Depths or Dist. From Tank Bottom to Outlet Bottom: \_\_\_\_\_ 48"

Airspace (approx.): \_\_\_\_\_ 3"

Gallon Cap. (approx.): \_\_\_\_\_ 2 x 500gal = 1,000 gal

<input type="checkbox"/> Commercial ▪ Type: _____
<input checked="" type="checkbox"/> Residential ▪ # Bedrooms: <u>3</u> ▪ Sq. Ft., (est.) < <u>2,500</u>
<input type="checkbox"/> Other: _____
<input type="checkbox"/> Vacant Lot

Drain Field: Trench:  Bed: \_\_\_\_\_ Evapotranspiration: \_\_\_\_\_

Distance from **Private/Public Well**: To Tank: N/A To Drainfield: N/A

Distance from Foundation: To Tank: V/L To Drainfield: V/L

Distance from Property Line: To Tank: 10' To Drainfield: 12'

Trench Depth: 36" Trench Width: 24"

Backfill Material: Ib: \_\_\_\_\_ II:  III: \_\_\_\_\_

Pipe: Brand (if known): SB2-8" Type: STD. GRAVELLESS No. of Feet: 240'

Gravel Drainfield (if applicable): Natural: N/A Crushed: N/A Washed: N/A

Amount: N/A Yards or Tons

Gravel Generally Consistent 12" depth throughout field.....N/A  Yes .....  No

Porous Media Uniform (0.72-2.0 inches).....N/A  Yes .....  No

### General Conditions and Workmanship:

Solid Lines from House Schedule 40 with Cleanout.....  Yes .....  No

T's Installed at least 25% of Liquid Level.....  Yes .....  No

Inlet and Outlet Flow Clearly Marked.....  Yes .....  No

Manufacturer's Name, Address, & Tank Capacity Visible.....  Yes .....  No

Port Holes 12" in Diameter.....  Yes .....  No

Septic Tank Sturdy & Water-Tight.....  Yes .....  No

Trench or Bed Bottom Essentially Level.....  Yes .....  No

Perforated Pipe Generally Level throughout Field.....  Yes .....  No

End Caps provided on Drainfield (if not looped).....  Yes .....  No

Geo-Textile Fabric used for Permeable Soil Barrier.....  Yes .....  No

Installer: JOSE A. GONZALEZ License#: 1350

Remarks: 240 x 4' = 1200 SQ FT INSTALLED

Inspector: JOSE G. GONZALES License#: OS0020831

Date of Inspection: 01/11/2023

# OSSF – Form G: Inspection Report



Permit#: 54572

Owner: TILLMAN WELCH

Location: 14 1/2 & FM 493

Legal Description: TIERRA CANTON SUB

Lot#: 31 Block#: Section/F. Tract#:

Tank Type: CONCRETE

Inside Diameter: 5'

Inside Length of Sides: 5'

Liq. Depths or Dist. From Tank Bottom to Outlet Bottom: 48"

Airspace (approx.): 3"

Gallon Cap. (approx.): 2 x 500gal = 1,000 gal

Commercial  
 ▪ Type: \_\_\_\_\_

Residential  
 ▪ # Bedrooms: 3  
 ▪ Sq. Ft., (est.) < 2,500

Other: \_\_\_\_\_

Vacant Lot

Drain Field: Trench: X Bed: Evapotranspiration:

Distance from Private/Public Well: To Tank: N/A To Drainfield: N/A

Distance from Foundation: To Tank: V/L To Drainfield: V/L

Distance from Property Line: To Tank: 10' To Drainfield: 12'

Trench Depth: 36" Trench Width: 24"

Backfill Material: Ib: II: X III:

Pipe: Brand (if known): SB2-8" Type: STD. GRAVELLESS No. of Feet: 240'

Gravel Drainfield (if applicable): Natural: N/A Crushed: N/A Washed: N/A

Amount: N/A Yards or Tons

Gravel Generally Consistent 12" depth throughout field N/A  Yes  No

Porous Media Uniform (0.72-2.0 inches) N/A  Yes  No

### General Conditions and Workmanship:

Solid Lines from House Schedule 40 with Cleanout  Yes  No

T's Installed at least 25% of Liquid Level  Yes  No

Inlet and Outlet Flow Clearly Marked  Yes  No

Manufacturer's Name, Address, & Tank Capacity Visible  Yes  No

Port Holes 12" in Diameter  Yes  No

Septic Tank Sturdy & Water-Tight  Yes  No

Trench or Bed Bottom Essentially Level  Yes  No

Perforated Pipe Generally Level throughout Field  Yes  No

End Caps provided on Drainfield (if not looped)  Yes  No

Geo-Textile Fabric used for Permeable Soil Barrier  Yes  No

Installer: JOSE A. GONZALEZ License#: 1350

Remarks: 240 x 4' = 1200 SQ FT INSTALLED

Inspector: JOSE G. GONZALES License#: OS0020831

Date of Inspection: 01/11/2023