

RACIAL PROFILING REPORT 2022

The 2022 Racial Profiling Report is statistical data collected from traffic stops from January 1, 2022 through December 31, 2022. It is submitted in accordance with and adherence to Article 2.133 of the Texas Code of Criminal Procedure.

The information contained within this packet is available to the public in accordance with the Texas Open Records Act.

TABLE OF CONTENTS

SEC. I

POPULATION

SEC. II

DETENTION DISPOSTIONS BY RACE

SEC. III

SEARCH STATUS

SEC. IV

**RACIAL PROFILING REPORT
SUBMITTED TO TCOLE**

SEC. V


**2022 SUPPLEMENT SURVEY
PROFILE FOR HIDALGO COUNTY
U.S. CENSUS BUREAU**

Population








POPULATION INFORMATION

SECTION 1 POPULATION







ESTIMATED POPULATION FOR HIDALGO COUNTY IN 2022 IS :

 880,356

ESTIMATED RACIAL MAKE UP BY POPULATION FOR HIDALGO COUNTY IS

ETHNICITY		853,065	WHITE
		8,804	AFRICAN AMERICAN
		5,282	NATIVE AMERICAN
		9,684	ASIAN
		4,402	MULTI RACIAL
		815,210	HISPANICS
		50,180	NON HISPANICS

ESTIMATED RACIAL MAKEUP BY POPULATION PERCENTAGES

ETHNICITY		96.90%	WHITE
		1.00%	AFRICAN AMERICAN
		0.60%	NATIVE AMERICAN
		1.10%	ASIAN
		0.50%	MULTI RACIAL
		92.60%	HISPANICS
		5.70%	NON HISPANICS

FROM THE REPORTED POPULATION, IT IS EVIDENT THAT HISPANICS MAKEUP THE LARGEST SEGMENT OF THE POPULATION FOR HIDALGO COUNTY.

**Detention
Disposition by
Race**

**HIDALGO COUNTY SHERIFF'S OFFICE
RACE REPORT
RACIAL PROFILE 01/01/2022 THRU 12/31/2022**

RACE	SUBTOTAL	2289
AFRICAN		
WARNINGS		3
CITATIONS		<u>3</u>
TOTAL AFRICAN		6
ASIAN		
WARNINGS		3
CITATIONS		<u>0</u>
TOTAL ASIAN		3
CAUCASIAN		
WARNINGS		866
CITATIONS		<u>753</u>
TOTAL CAUCASIAN		1619
HISPANIC		
WARNINGS		409
CITATIONS		<u>251</u>
TOTAL HISPANIC		660
MIDDLE EASTERN		
WARNINGS		0
CITATIONS		<u>0</u>
TOTAL MIDDLE EASTERN		0
NATIVE AMERICAN		
WARNINGS		1
CITATIONS		<u>0</u>
TOTAL NATIVE AMERICANS		1
TOTAL RACE		<u>2289</u>
TOTAL WARNINGS		<u>1282</u>
TOTAL CITATIONS		<u>1007</u>

Search Status

HIDALGO COUNTY SHERIFF'S OFFICE

SEARCH REPORT

RACIAL PROFILE 01/01/2022 THRU 12/31/2022

SEARCH CONDUCTED	YES	<u>376</u>
-------------------------	------------	-------------------

SEARCH CONDUCTED	NO	<u>1,913</u>
-------------------------	-----------	---------------------

GRAND TOTAL		<u>2289</u>
--------------------	--	--------------------

**Racial Profiling
Report Submitted
to TCOLE**

Racial Profiling Report | Full

Agency Name: HIDALGO CO. SHERIFF'S OFFICE
Reporting Date: 02/16/2023
TCOLE Agency Number: 215100

Chief Administrator: JOSE E. GUERRA

Agency Contact Information:
Phone: (956) 393-6000
Email: sheriff.guerra@hidalgo.org

Mailing Address:
711 E EL CIBOLO RD
EDINBURG, TX 78542-0471

This Agency filed a full report

HIDALGO CO. SHERIFF'S OFFICE has adopted a detailed written policy on racial profiling. Our policy:

- 1) clearly defines acts constituting racial profiling;
- 2) strictly prohibits peace officers employed by the HIDALGO CO. SHERIFF'S OFFICE from engaging in racial profiling;
- 3) implements a process by which an individual may file a complaint with the HIDALGO CO. SHERIFF'S OFFICE if the individual believes that a peace officer employed by the HIDALGO CO. SHERIFF'S OFFICE has engaged in racial profiling with respect to the individual;
- 4) provides public education relating to the agency's complaint process;
- 5) requires appropriate corrective action to be taken against a peace officer employed by the HIDALGO CO. SHERIFF'S OFFICE who, after an investigation, is shown to have engaged in racial profiling in violation of the HIDALGO CO. SHERIFF'S OFFICE policy;
- 6) requires collection of information relating to motor vehicle stops in which a warning or citation is issued and to arrests made as a result of those stops, including information relating to:
 - a. the race or ethnicity of the individual detained;
 - b. whether a search was conducted and, if so, whether the individual detained consented to the search;
 - c. whether the peace officer knew the race or ethnicity of the individual detained before detaining that individual;
 - d. whether the peace officer used physical force that resulted in bodily injury during the stop;
 - e. the location of the stop;
 - f. the reason for the stop.
- 7) requires the chief administrator of the agency, regardless of whether the administrator is elected, employed, or appointed, to submit an annual report of the information collected under Subdivision (6) to:
 - a. the Commission on Law Enforcement; and
 - b. the governing body of each county or municipality served by the agency, if the agency is an agency of a county, municipality, or other political subdivision of the state.

The HIDALGO CO. SHERIFF'S OFFICE has satisfied the statutory data audit requirements as prescribed in Article

2.133(c), Code of Criminal Procedure during the reporting period.

Executed by: DAVID O. MUNIZ
SERGEANT

Date: 02/16/2023

Total stops: 2289

Street address or approximate location of the stop

City street	40
US highway	38
County road	2195
State highway	11
Private property or other	5

Was race or ethnicity known prior to stop?

Yes	3
No	2286

Race / Ethnicity

Alaska Native / American Indian	1
Asian / Pacific Islander	3
Black	6
White	1619
Hispanic / Latino	660

Gender

Female	636
Alaska Native / American Indian	0
Asian / Pacific Islander	1
Black	1
White	439
Hispanic / Latino	195
Male	1653
Alaska Native / American Indian	1
Asian / Pacific Islander	2
Black	5
White	1180
Hispanic / Latino	465

Reason for stop?

Violation of law	116
Alaska Native / American Indian	0
Asian / Pacific Islander	0
Black	0
White	93

Hispanic / Latino	23
Preexisting knowledge	0
Alaska Native / American Indian	0
Asian / Pacific Islander	0
Black	0
White	0
Hispanic / Latino	0
Moving traffic violation	2000
Alaska Native / American Indian	2
Asian / Pacific Islander	1
Black	6
White	1432
Hispanic / Latino	559
Vehicle traffic violation	173
Alaska Native / American Indian	0
Asian / Pacific Islander	1
Black	0
White	94
Hispanic / Latino	78
Was a search conducted?	
Yes	376
Alaska Native / American Indian	0
Asian / Pacific Islander	0
Black	2
White	255
Hispanic / Latino	119
No	1913
Alaska Native / American Indian	1
Asian / Pacific Islander	3
Black	4
White	1364
Hispanic / Latino	541
Reason for Search?	
Consent	203
Alaska Native / American Indian	0
Asian / Pacific Islander	0
Black	1
White	139

Hispanic / Latino	63
Contraband	25
Alaska Native / American Indian	0
Asian / Pacific Islander	0
Black	1
White	20
Hispanic / Latino	4
Probable	77
Alaska Native / American Indian	0
Asian / Pacific Islander	0
Black	0
White	46
Hispanic / Latino	31
Inventory	66
Alaska Native / American Indian	0
Asian / Pacific Islander	0
Black	0
White	48
Hispanic / Latino	18
Incident to arrest	5
Alaska Native / American Indian	0
Asian / Pacific Islander	0
Black	0
White	2
Hispanic / Latino	3

Was Contraband discovered?

Yes	104
Alaska Native / American Indian	0
Asian / Pacific Islander	0
Black	1
White	73
Hispanic / Latino	30
No	272
Alaska Native / American Indian	0
Asian / Pacific Islander	0
Black	1
White	182
Hispanic / Latino	89

Did the finding result in arrest?
(total should equal previous column)

Yes	0	No	0
Yes	0	No	0
Yes	0	No	1
Yes	25	No	48
Yes	12	No	18

Description of contraband

Drugs	85
Alaska Native / American Indian	0
Asian / Pacific Islander	0
Black	1
White	61
Hispanic / Latino	23
Weapons	2
Alaska Native / American Indian	0
Asian / Pacific Islander	0
Black	0
White	1
Hispanic / Latino	1
Currency	1
Alaska Native / American Indian	0
Asian / Pacific Islander	0
Black	0
White	0
Hispanic / Latino	1
Alcohol	8
Alaska Native / American Indian	0
Asian / Pacific Islander	0
Black	0
White	5
Hispanic / Latino	3
Stolen property	0
Alaska Native / American Indian	0
Asian / Pacific Islander	0
Black	0
White	0
Hispanic / Latino	0
Other	8
Alaska Native / American Indian	0
Asian / Pacific Islander	0
Black	0
White	6
Hispanic / Latino	2

Result of the stop

Verbal warning	0
-----------------------	----------

Alaska Native / American Indian	0
Asian / Pacific Islander	0
Black	0
White	0
Hispanic / Latino	0
Written warning	1238
Alaska Native / American Indian	0
Asian / Pacific Islander	3
Black	3
White	835
Hispanic / Latino	397
Citation	994
Alaska Native / American Indian	1
Asian / Pacific Islander	0
Black	3
White	741
Hispanic / Latino	249
Written warning and arrest	45
Alaska Native / American Indian	0
Asian / Pacific Islander	0
Black	0
White	33
Hispanic / Latino	12
Citation and arrest	12
Alaska Native / American Indian	0
Asian / Pacific Islander	0
Black	0
White	10
Hispanic / Latino	2
Arrest	0
Alaska Native / American Indian	0
Asian / Pacific Islander	0
Black	0
White	0
Hispanic / Latino	0
Arrest based on	
Violation of Penal Code	44
Alaska Native / American Indian	0
Asian / Pacific Islander	0

Black	0
White	31
Hispanic / Latino	13
Violation of Traffic Law	6
Alaska Native / American Indian	0
Asian / Pacific Islander	0
Black	0
White	5
Hispanic / Latino	1
Violation of City Ordinance	0
Alaska Native / American Indian	0
Asian / Pacific Islander	0
Black	0
White	0
Hispanic / Latino	0
Outstanding Warrant	7
Alaska Native / American Indian	0
Asian / Pacific Islander	0
Black	0
White	7
Hispanic / Latino	0

Was physical force resulting in bodily injury used during stop?

Yes	0
Alaska Native / American Indian	0
Asian / Pacific Islander	0
Black	0
White	0
Hispanic / Latino	0
Resulting in Bodily Injury To:	
Suspect	0
Officer	0
Both	0
No	2289
Alaska Native / American Indian	1
Asian / Pacific Islander	3
Black	6
White	1619
Hispanic / Latino	660

Number of complaints of racial profiling

Total	0
Resulted in disciplinary action	0
Did not result in disciplinary action	0

Comparative Analysis

Use TCOLE's auto generated analysis	<input checked="" type="checkbox"/>
Use Department's submitted analysis	<input type="checkbox"/>

Optional Narrative

N/A

Submitted electronically to the



The Texas Commission on Law Enforcement

**2022 Supplement
Survey Profile for
Hidalgo County U.S.
Census Bureau**



QuickFacts
Hidalgo County, Texas

QuickFacts provides statistics for all states and counties, and for cities and towns with a *population of 5,000 or more*.

Table

Hidalgo County,
Texas

All Topics	
Population Estimates, July 1 2022, (V2022)	NA
PEOPLE	
Population	
Population Estimates, July 1 2022, (V2022)	NA
Population Estimates, July 1 2021, (V2021)	880,356
Population estimates base, April 1, 2020, (V2022)	NA
Population estimates base, April 1, 2020, (V2021)	870,781
Population, percent change - April 1, 2020 (estimates base) to July 1, 2022, (V2022)	NA
Population, percent change - April 1, 2020 (estimates base) to July 1, 2021, (V2021)	1.1%
Population, Census, April 1, 2020	870,781
Population, Census, April 1, 2010	774,769
Age and Sex	
Persons under 5 years, percent	7.9%
Persons under 18 years, percent	31.6%
Persons 65 years and over, percent	11.3%
Female persons, percent	50.7%
Race and Hispanic Origin	
White alone, percent	96.9%
Black or African American alone, percent (a)	1.0%
American Indian and Alaska Native alone, percent (a)	0.6%
Asian alone, percent (a)	1.1%
Native Hawaiian and Other Pacific Islander alone, percent (a)	0.1%
Two or More Races, percent	0.5%
Hispanic or Latino, percent (b)	92.6%
White alone, not Hispanic or Latino, percent	5.7%
Population Characteristics	
Veterans, 2017-2021	18,094
Foreign born persons, percent, 2017-2021	26.1%
Housing	
Housing units, July 1, 2021, (V2021)	301,741
Owner-occupied housing unit rate, 2017-2021	67.5%
Median value of owner-occupied housing units, 2017-2021	\$94,600
Median selected monthly owner costs -with a mortgage, 2017-2021	\$1,238
Median selected monthly owner costs -without a mortgage, 2017-2021	\$394
Median gross rent, 2017-2021	\$799
Building permits, 2021	6,055
Families & Living Arrangements	
Households, 2017-2021	251,916
Persons per household, 2017-2021	3.40
Living in same house 1 year ago, percent of persons age 1 year+, 2017-2021	90.7%
Language other than English spoken at home, percent of persons age 5 years+, 2017-2021	82.0%
Computer and Internet Use	
Households with a computer, percent, 2017-2021	89.5%
Households with a broadband Internet subscription, percent, 2017-2021	76.4%
Education	
High school graduate or higher, percent of persons age 25 years+, 2017-2021	67.3%
Bachelor's degree or higher, percent of persons age 25 years+, 2017-2021	19.5%

Health

With a disability, under age 65 years, percent, 2017-2021	8.5%
Persons without health insurance, under age 65 years, percent	△ 33.1%

Economy

In civilian labor force, total, percent of population age 16 years+, 2017-2021	58.6%
In civilian labor force, female, percent of population age 16 years+, 2017-2021	50.3%
Total accommodation and food services sales, 2017 (\$1,000) (c)	1,254,674
Total health care and social assistance receipts/revenue, 2017 (\$1,000) (c)	4,371,862
Total transportation and warehousing receipts/revenue, 2017 (\$1,000) (c)	1,272,408
Total retail sales, 2017 (\$1,000) (c)	9,923,356
Total retail sales per capita, 2017 (c)	\$11,610

Transportation

Mean travel time to work (minutes), workers age 16 years+, 2017-2021	22.8
--	------

Income & Poverty

Median household income (in 2021 dollars), 2017-2021	\$44,666
Per capita income in past 12 months (in 2021 dollars), 2017-2021	\$18,880
Persons in poverty, percent	△ 28.8%


BUSINESSES**Businesses**


Total employer establishments, 2020	12,446
Total employment, 2020	212,954
Total annual payroll, 2020 (\$1,000)	6,259,710
Total employment, percent change, 2019-2020	3.7%
Total nonemployer establishments, 2019	81,199
All employer firms, Reference year 2017	9,403
Men-owned employer firms, Reference year 2017	5,312
Women-owned employer firms, Reference year 2017	2,013
Minority-owned employer firms, Reference year 2017	5,436
Nonminority-owned employer firms, Reference year 2017	2,709
Veteran-owned employer firms, Reference year 2017	S
Nonveteran-owned employer firms, Reference year 2017	7,864

GEOGRAPHY**Geography**

Population per square mile, 2020	554.3
Population per square mile, 2010	493.2
Land area in square miles, 2020	1,570.96
Land area in square miles, 2010	1,570.87
FIPS Code	48215

Value Notes

 Estimates are not comparable to other geographic levels due to methodology differences that may exist between different data sources.

Some estimates presented here come from sample data, and thus have sampling errors that may render some apparent differences between geographies statistically indistinguishable. Click the Quick Info  icon to the row in TABLE view to learn about sampling error.

The vintage year (e.g., V2022) refers to the final year of the series (2020 thru 2022). Different vintage years of estimates are not comparable.

Users should exercise caution when comparing 2017-2021 ACS 5-year estimates to other ACS estimates. For more information, please visit the [2021 5-year ACS Comparison Guidance](#) page.

Fact Notes

- (a) Includes persons reporting only one race
- (c) Economic Census - Puerto Rico data are not comparable to U.S. Economic Census data
- (b) Hispanics may be of any race, so also are included in applicable race categories

Value Flags

- Either no or too few sample observations were available to compute an estimate, or a ratio of medians cannot be calculated because one or both of the median estimates falls in the lowest or upper in open ended distribution.
- F Fewer than 25 firms
- D Suppressed to avoid disclosure of confidential information
- N Data for this geographic area cannot be displayed because the number of sample cases is too small.
- FN Footnote on this item in place of data
- X Not applicable
- S Suppressed; does not meet publication standards
- NA Not available
- Z Value greater than zero but less than half unit of measure shown

QuickFacts data are derived from: Population Estimates, American Community Survey, Census of Population and Housing, Current Population Survey, Small Area Health Insurance Estimates, Small Area Income and Poverty Estimates, State and County Housing Unit Estimates, County Business Patterns, Nonemployer Statistics, Economic Census, Survey of Business Owners, Building Permits.

CONNECT WITH US

[Information Quality](#) | [Data Linkage Infrastructure](#) | [Data Protection and Privacy Policy](#) | [Accessibility](#) | [FOIA](#) | [Inspector General](#) | [No FEAR Act](#) | [U.S. Department of Commerce](#) | [USA.gov](#)

Measuring America - People, Places, and Economy