



mckesson stock



Sign in

Finance

News

Price

Earnings

Performance

Dividend

Forecast

Images

Premarket

All filters

Tools

SafeSearch

About 12,200,000 results (0.96 seconds)

# McKesson Corp

NYSE: MCK

Overview

Compare

Financials

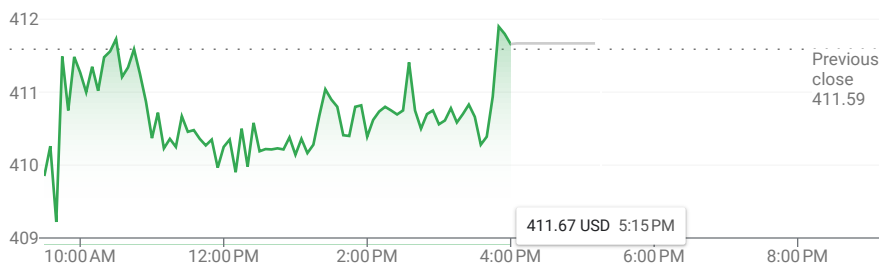
## Market Summary > McKesson Corp

# 411.67 USD

+0.080 (0.019%) ↑ today

Jul 17, 4:03 PM EDT • Disclaimer

1D 5D 1M 6M YTD 1Y 5Y Max



Open	-	Mkt cap	55.79B	CDP score	B
High	-	P/E ratio	16.43	52-wk high	429.75
Low	-	Div yield	0.52%	52-wk low	322.82

More about McKesson Corp →

Feedback

## News :

### MarketWatch

McKesson Corp. stock outperforms market on strong trading day

16 hours ago

### Best Stocks

Parallel Advisors LLC Reduces Ownership in McKesson Co. as Positive Earnings Results Spark Analyst Optimism

3 days ago

### Investor's Business Daily

MCK Stock: Why The Biggest Drug Distributor Finally Broke Out

1 month ago

More news →

### Yahoo

https://finance.yahoo.com › quote › MCK

McKesson Corporation (MCK) Stock Price, News, Quote & ...

## Explore more :

Related	Following
Cardinal Health Inc 93.47 USD	↓ 0.011'
CVS Health Corp 71.17 USD	0.00'
AmerisourceBergen Corp. 192.14 USD	0.00'
Chevron Corporation 153.44 USD	0.00'

*Disclaimer*

## About :

[mckesson.com](https://mckesson.com)

McKesson Corporation is an American company distributing pharmaceuticals and providing health information technology, medical supplies, and care management tools. The company delivers a third of all pharmaceuticals used in North America and employs over 78,000 employees. [Wikipedia](#)

**CEO:** Brian S. Tyler (Apr 1, 2019–)

**Founded:** 1833, New York, NY

**Founders:** John McKesson, Charles Olcott

**Headquarters:** Irving, TX

**Number of employees:** 48,000 (2023)

**Revenue:** 264 billion USD (2022)

**Subsidiaries:** McKesson Europe, McKesson Canada, MOF

*Disclaimer*

## Financials

### Quarterly financials

(USD)	Mar 2023	Y
Revenue	68.91B	4.25%
Net income	787M	113.86%
Diluted EPS	5.69	131.3%
Net profit margin	1.14%	103.57%

McKesson (MCK) Stock Moves -0.4%: What You Should Know ... In the latest trading session, McKesson (MCK) closed at \$414.09, marking a -0.4% move from the previous ...

[MCK](#) · [MCK Interactive Stock Chart](#) · [Company Profile](#) · [Financials](#)

 MarketWatch  
<https://www.marketwatch.com> › investing › stock › mck

### MCK Stock Price | McKesson Corp. Stock Quote (U.S.: NYSE)

Open \$409.85 Day Range 408.07 - 4... 52 Week Range 322.8... Market Cap \$55.49B  
Shares Outstanding 1... Public Float 135.35M Beta 0.75 Rev. per Employee \$5...  
Market Cap: \$55.49B Public Float: 135.35M

 CNBC  
<https://www.cnbc.com> › quotes › MCK

### MCK: McKesson Corp - Stock Price, Quote and News

McKesson Corp MCK:NYSE ; Close. **409.50** quote price arrow down -0.19 (-0.05%) ; Volume. 538,553 ; 52 week range. 315.78 - 429.75 ...

### People also ask :

Is McKesson a buy or sell?

Is McKesson stock a good buy?

What is the outlook for McKesson stock?


What is the stock price forecast for McKesson in 2025?

Feedback

### Market news :

[5 things to know before the stock market opens Tuesday](#)

2 hours ago

 Investor's Business Daily  
[9 'Safer Than AT&T' Stocks Pay The Plumpest, Lead-Free Dividends](#)

1 hour ago

[Stock Market Today: Dow Futures Edge Lower as Bank of America Beats...](#)

LIVE 34 mins ago

[What is the Dow Theory? Here's why it matters as the Dow Jones Industrial...](#)

14 hours ago

[More news](#) →

 Wall Street Journal  
<https://www.wsj.com> › Quotes

### MCK | McKesson Corp. Stock Price & News - WSJ

View the latest McKesson Corp. (MCK) stock price, news, historical charts, analyst ratings and financial information from WSJ.

 McKesson  
<https://investor.mckesson.com> › stock-information

### Stock Information





Stock Chart ; July 13, 2023, \$409.69 ; July 12, 2023, \$408.77 ; July 11, 2023, \$413.72 ; July 10, 2023, \$414.76.

### Earnings calls

Upcoming

Q1 2024	Scheduled Au
	<a href="#">Disclaimer</a>

### Related markets :

 Dow Jones Industrial Average	34,585.35	0.00'
 S&P 500	4,522.79	0.00'
 Nasdaq Composite	14,244.95	↑ 0.93'
 Russell 2000 Index	1,951.27	↑ 1.04'

[Disclaimer](#)



McKesson

<https://www.mckesson.com> > Press-Releases > McKess... ⋮

### McKesson Raises Quarterly Dividend by 15% to \$0.54 Per ...

Jul 25, 2022 — The Board of Directors of McKesson Corporation (NYSE:MCK) yesterday declared a regular dividend of **\$0.54 per share** of common stock.



Seeking Alpha

<https://seekingalpha.com> > symbol > MCK ⋮

### MCK McKesson Corporation Stock Price & Overview

McKesson Corporation's stock symbol is MCK and currently trades under NYSE. It's current price per share is **approximately \$409.50**. What are your McKesson ...



The Motley Fool

<https://www.fool.com> > quote > nyse > mck ⋮

### McKesson (MCK) Stock Price, News & Info

Real time McKesson (MCK) stock price quote, stock graph, news & analysis.

#### Related searches ⋮

**why did mckesson stock drop today**

mckesson **investor relations**

mckesson **news layoffs**

mckesson **competitors**

**mck stock price**

**covermyeds** stock

mckesson **market share**

mckesson **yahoo finance**

More results ▾