

Office of Tax Assessor-Collector

COUNTY of HIDALGO

Pablo "Paul" Villarreal, Jr. PCC.



P.O. Box 178
Edinburg, Texas 78540-0178
Ph. (956) 318-2157
Fax (956) 318-2733
www.hidalgocountytax.org

July 31, 2023


Honorable Richard F. Cortez
Hidalgo County Judge
100 E. Cano St., 2nd Floor
Edinburg, TX 78539

Dear Judge Cortez,

As per Sec. 31.10(b) of the Texas Property Tax Code, enclosed please find the Annual Report of all property taxes collected for the period of July 1, 2022 through June 30, 2023.

Please contact this office if you have any questions in regards to the report.

Very truly yours,



Pablo "Paul" Villarreal, Jr., PCC
Hidalgo County Tax Assessor-Collector

PVJ
Encl.

Xc: Hon. Commissioner's Court Members
Hon. Linda Fong, Hidalgo County Auditor



HIDALGO COUNTY ANNUAL TAX COLLECTION REPORT

JULY 01, 2022 THRU JUNE 30, 2023

TABLE OF CONTENTS

PART 1 COUNTY ANNUAL TAX COLLECTIONS REPORT
PART 2 ROADS/STATE ANNUAL TAX COLLECTIONS REPORT
PART 3 CURRENT/DELINQUENT COLLECTIONS REPORT
PART 4 RECAP REPORT
PART 5 REMITTANCES

PABLO “PAUL” VILLARREAL JR.
TAX ASSESSOR/COLLECTOR
2804 S. BUS. HWY 281
EDINBURG, TEXAS 78539

PART 1

COUNTY ANNUAL TAX COLLECTIONS REPORT

**PABLO "PAUL" VILLARREAL JR., TAX ASSR & COLL
HIDALGO COUNTY ANNUAL TAX REPORT
JULY 01, 2022 THRU JUNE 30, 2023**

TAX COLLECTIONS	BASE	PEN & INT	ATTY FEE
CURRENT	252,599,730.55	2,196,673.40	49,018.32
DELINQUENT	9,994,973.54	3,576,586.39	1,813,014.80
ROLLBACK	775,982.50	3,110.15	-
TOTALS	263,370,686.59	5,776,369.94	1,862,033.12
			<u>271,009,089.65</u>
TAX CERTIFICATES			8,940.00
MISCELLANEOUS			18,843.98
NSF CHARGE FEES			29,127.00
SI FINES/FEES			125,045.90
STREET LIGHT FEES			331,892.32
HOSPITAL DISTRICT FUNDING			91,665,655.77
OTHER REVENUE TOTALS			<u>92,179,504.97</u>
TOTAL COLLECTED 2022-2023 HIDALGO COUNTY			<u>363,188,594.62</u>

DISBURSEMENTS

ATTORNEY FEES	1,862,033.12
HCAD RENDITON PENALTY FEE	16,625.74
COURT ORDERED CREDITS	-
TOTAL HCAD	<u>16,625.74</u>
CURRENT YEAR REFUNDS	(998,258.94)
PRIOR YEAR REFUNDS	(630,352.91)
TOTAL REFUNDS NETTED FROM TAX COLLECTIONS	<u>(1,628,611.85)</u>

RECAP

TOTAL CURRENT/DELINQUENT/ROLLBACK BASE	263,370,686.59
TOTAL PENALTY & INTEREST	5,776,369.94
TOTAL TAX COLLECTIONS	<u>269,147,056.53</u>
TOTAL ATTORNEY FEES	<u>1,862,033.12</u>
OTHER REVENUE TOTALS	92,179,504.97
TOTAL	361,559,982.77
LESS REFUNDS DISBURSED THRU FISCAL YEAR	(1,628,611.85)
TOTAL COLLECTED 2022/2023	<u>363,188,594.62</u>
LESS ATTY FEES & HCAD RENDITION FEE & CREDITS	<u>1,878,658.86</u>

TOTAL REVENUE DISBURSED TO HIDALGO COUNTY 361,309,935.76

TOTAL DISBURSED 2022-2023 HIDALGO COUNTY 363,188,594.62

DIFF. -

AFFIDAVIT

I, PABLO "PAUL" VILLARREAL JR., TAX ASSESSOR-COLLECTOR OF TAXES FOR HIDALGO COUNTY DO SOLEMNLY SWEAR THAT THE ABOVE STATEMENT OF TAXES COLLECTED BY ME FOR THE FISCAL YEAR ENDING 2022-2023 IS CORRECT.


Pablo (Paul) Villarreal Jr.

ASSESSOR-COLLECTOR OF TAXES FOR HIDALGO COUNTY, TEXAS

WITNESSED AND SUBSCRIBED BEFORE ME THIS 1ST DAY OF JULY 2023

Mark Martinez

NOTARY PUBLIC, HIDALGO COUNTY, TEXAS



07/07/2023 12:50:32 4312574
 TC298-D SELECTION: SYSTEM
 RECEIPT DATE: ALL
 LOCATION: LOCATION NAME NOT FOUND

TAX COLLECTION SYSTEM
 DEPOSIT DISTRIBUTION
 FROM: 07/01/2022 THRU 06/30/2023
 JURISDICTION: 0001 HIDALGO COUNTY

PAGE: 1
 EXCLUDES AG ROLLBACK

YEAR	FUND	TAX RATE	LEVY PAID	DISCOUNT GIVEN	PENALTY INTEREST	TIF AMOUNT	DISBURSE TOTAL	ATTORNEY	OTHER FEES	REFUND AMOUNT	PAYMENT AMOUNT
2022	M & O	.517200	227,207,967.93	.00	1,975,859.65	.00	229,183,827.58	49,018.32	.00	.00	229,232,845.90
	I & S	.057800	25,391,762.62	.00	220,813.75	.00	25,612,576.37	.00	.00	.00	25,612,576.37
	TOTAL	.575000	252,599,730.55	.00	2,196,673.40	.00	254,796,403.95	49,018.32	.00	.00	254,845,422.27
2021	M & O	.513200	5,521,920.24	.00	1,163,341.11	.00	6,685,261.35	1,047,856.76	.00	.00	7,733,118.11
	I & S	.061800	664,952.80	.00	140,089.93	.00	805,042.73	.00	.00	.00	805,042.73
	TOTAL	.575000	6,186,873.04	.00	1,303,431.04	.00	7,490,304.08	1,047,856.76	.00	.00	8,538,160.84
2020	M & O	.504300	1,293,851.45	.00	415,113.60	.00	1,708,965.05	259,035.61	.00	.00	1,968,000.66
	I & S	.070700	181,392.25	.00	58,197.24	.00	239,589.49	.00	.00	.00	239,589.49
	TOTAL	.575000	1,475,243.70	.00	473,310.84	.00	1,948,554.54	259,035.61	.00	.00	2,207,590.15
2019	M & O	.503600	669,034.57	.00	296,366.87	.00	965,401.44	152,177.14	.00	.00	1,117,578.58
	I & S	.071400	94,854.89	.00	42,018.51	.00	136,873.40	.00	.00	.00	136,873.40
	TOTAL	.575000	763,889.46	.00	338,385.38	.00	1,102,274.84	152,177.14	.00	.00	1,254,451.98
2018	M & O	.510000	365,369.35	.00	204,202.49	.00	569,571.84	87,814.17	.00	.00	657,386.01
	I & S	.070000	50,148.32	.00	28,027.80	.00	78,176.12	.00	.00	.00	78,176.12
	TOTAL	.580000	415,517.67	.00	232,230.29	.00	647,747.96	87,814.17	.00	.00	735,562.13
2017	M & O	.511200	218,529.93	.00	132,589.58	.00	351,119.51	49,581.47	.00	.00	400,700.98
	I & S	.068800	29,410.94	.00	17,844.37	.00	47,255.31	.00	.00	.00	47,255.31
	TOTAL	.580000	247,940.87	.00	150,433.95	.00	398,374.82	49,581.47	.00	.00	447,956.29
2016	M & O	.518600	140,291.60	.00	97,261.68	.00	237,553.28	32,455.61	.00	.00	270,008.89
	I & S	.071400	19,315.00	.00	13,390.81	.00	32,705.81	.00	.00	.00	32,705.81
	TOTAL	.590000	159,606.60	.00	110,652.49	.00	270,259.09	32,455.61	.00	.00	302,714.70
2015	M & O	.522500	105,001.29	.00	80,214.29	.00	185,215.58	23,514.93	.00	.00	208,730.51
	I & S	.067500	13,564.59	.00	10,362.44	.00	23,927.03	.00	.00	.00	23,927.03
	TOTAL	.590000	118,565.88	.00	90,576.73	.00	209,142.61	23,514.93	.00	.00	232,657.54
2014	M & O	.530800	83,605.98	.00	70,548.79	.00	154,154.77	18,058.03	.00	.00	172,212.80
	I & S	.059200	9,324.62	.00	7,868.26	.00	17,192.88	.00	.00	.00	17,192.88
	TOTAL	.590000	92,930.60	.00	78,417.05	.00	171,347.65	18,058.03	.00	.00	189,405.68
2013	M & O	.520800	67,359.34	.00	62,938.06	.00	130,297.40	10,683.28	.00	.00	140,980.68
	I & S	.069200	8,950.16	.00	8,362.81	.00	17,312.97	.00	.00	.00	17,312.97
	TOTAL	.590000	76,309.50	.00	71,300.87	.00	147,610.37	10,683.28	.00	.00	158,293.65
2012	M & O	.523500	64,473.33	.00	67,501.17	.00	131,974.50	11,440.52	.00	.00	143,415.02
	I & S	.066500	8,189.98	.00	8,574.70	.00	16,764.68	.00	.00	.00	16,764.68
	TOTAL	.590000	72,663.31	.00	76,075.87	.00	148,739.18	11,440.52	.00	.00	160,179.70
2011	M & O	.522500	54,099.66	.00	61,670.76	.00	115,770.42	14,168.81	.00	.00	129,939.23
	I & S	.067500	6,988.99	.00	7,966.95	.00	14,955.94	.00	.00	.00	14,955.94
	TOTAL	.590000	61,088.65	.00	69,637.71	.00	130,726.36	14,168.81	.00	.00	144,895.17

YEAR	FUND	TAX RATE	LEVY PAID	DISCOUNT GIVEN	PENALTY INTEREST	TIF AMOUNT	DISBURSE TOTAL	ATTORNEY	OTHER FEES	REFUND AMOUNT	PAYMENT AMOUNT
2010	M & O	.510700	45,507.76	.00	57,214.93	.00	102,722.69	13,112.20	.00	.00	115,834.89
	I & S	.079300	7,066.42	.00	8,884.12	.00	15,950.54	.00	.00	.00	15,950.54
	TOTAL	.590000	52,574.18	.00	66,099.05	.00	118,673.23	13,112.20	.00	.00	131,785.43
2009	M & O	.512700	37,386.73	.00	52,023.71	.00	89,410.44	11,943.92	.00	.00	101,354.36
	I & S	.077300	5,636.70	.00	7,843.53	.00	13,480.23	.00	.00	.00	13,480.23
	TOTAL	.590000	43,023.43	.00	59,867.24	.00	102,890.67	11,943.92	.00	.00	114,834.59
2008	M & O	.519100	32,311.94	.00	48,129.58	.00	80,441.52	8,515.07	.00	.00	88,956.59
	I & S	.070900	4,413.21	.00	6,573.76	.00	10,986.97	.00	.00	.00	10,986.97
	TOTAL	.590000	36,725.15	.00	54,703.34	.00	91,428.49	8,515.07	.00	.00	99,943.56
2007	M & O	.515500	27,682.59	.00	43,867.02	.00	71,549.61	9,460.05	.00	.00	81,009.66
	I & S	.074500	4,000.58	.00	6,339.64	.00	10,340.22	.00	.00	.00	10,340.22
	TOTAL	.590000	31,683.17	.00	50,206.66	.00	81,889.83	9,460.05	.00	.00	91,349.88
2006	M & O	.520000	24,306.48	.00	42,352.98	.00	66,659.46	7,200.99	.00	.00	73,860.45
	I & S	.070000	3,272.08	.00	5,701.34	.00	8,973.42	.00	.00	.00	8,973.42
	TOTAL	.590000	27,578.56	.00	48,054.32	.00	75,632.88	7,200.99	.00	.00	82,833.87
2005	M & O	.527100	22,062.98	.00	40,947.51	.00	63,010.49	8,641.93	.00	.00	71,652.42
	I & S	.062900	2,632.82	.00	4,886.36	.00	7,519.18	.00	.00	.00	7,519.18
	TOTAL	.590000	24,695.80	.00	45,833.87	.00	70,529.67	8,641.93	.00	.00	79,171.60
2004	M & O	.525800	18,867.28	.00	37,244.27	.00	56,111.55	8,004.84	.00	.00	64,116.39
	I & S	.064200	2,303.60	.00	4,547.55	.00	6,851.15	.00	.00	.00	6,851.15
	TOTAL	.590000	21,170.88	.00	41,791.82	.00	62,962.70	8,004.84	.00	.00	70,967.54
2003	M & O	.526800	13,926.91	.00	29,406.77	.00	43,333.68	6,248.12	.00	.00	49,581.80
	I & S	.063200	1,670.82	.00	3,527.94	.00	5,198.76	.00	.00	.00	5,198.76
	TOTAL	.590000	15,597.73	.00	32,934.71	.00	48,532.44	6,248.12	.00	.00	54,780.56
2002	M & O	.521500	12,517.41	.00	28,338.34	.00	40,855.75	6,190.26	.00	.00	47,046.01
	I & S	.068500	1,644.23	.00	3,722.30	.00	5,366.53	.00	.00	.00	5,366.53
	TOTAL	.590000	14,161.64	.00	32,060.64	.00	46,222.28	6,190.26	.00	.00	52,412.54
2001	M & O	.459300	11,499.08	.00	27,238.57	.00	38,737.65	5,862.50	.00	.00	44,600.15
	I & S	.060200	1,507.18	.00	3,570.15	.00	5,077.33	.00	.00	.00	5,077.33
	TOTAL	.519500	13,006.26	.00	30,808.72	.00	43,814.98	5,862.50	.00	.00	49,677.48
2000	M & O	.445400	9,190.30	.00	22,196.26	.00	31,386.56	4,575.39	.00	.00	35,961.95
	I & S	.055300	1,141.08	.00	2,755.89	.00	3,896.97	.00	.00	.00	3,896.97
	TOTAL	.500700	10,331.38	.00	24,952.15	.00	35,283.53	4,575.39	.00	.00	39,858.92
1999	M & O	.394300	6,320.99	.00	15,813.71	.00	22,134.70	3,224.60	.00	.00	25,359.30
	I & S	.052400	840.03	.00	2,101.54	.00	2,941.57	.00	.00	.00	2,941.57
	TOTAL	.446700	7,161.02	.00	17,915.25	.00	25,076.27	3,224.60	.00	.00	28,300.87

YEAR	FUND	TAX RATE	LEVY PAID	DISCOUNT GIVEN	PENALTY INTEREST	TIF AMOUNT	DISBURSE TOTAL	ATTORNEY	OTHER FEES	REFUND AMOUNT	PAYMENT AMOUNT
1998	M & O	.429400	6,153.16	.00	15,852.86	.00	22,006.02	2,870.72	.00	.00	24,876.74
	I & S	.017300	247.89	.00	638.66	.00	886.55	.00	.00	.00	886.55
	TOTAL	.446700	6,401.05	.00	16,491.52	.00	22,892.57	2,870.72	.00	.00	25,763.29
1997	M & O	.459500	5,481.47	.00	15,012.73	.00	20,494.20	2,749.38	.00	.00	23,243.58
	I & S	.015200	181.30	.00	496.56	.00	677.86	.00	.00	.00	677.86
	TOTAL	.474700	5,662.77	.00	15,509.29	.00	21,172.06	2,749.38	.00	.00	23,921.44
1996	M & O	.448600	4,256.34	.00	11,963.90	.00	16,220.24	2,147.09	.00	.00	18,367.33
	I & S	.016800	159.41	.00	448.01	.00	607.42	.00	.00	.00	607.42
	TOTAL	.465400	4,415.75	.00	12,411.91	.00	16,827.66	2,147.09	.00	.00	18,974.75
1995	M & O	.427600	3,015.55	.00	8,902.29	.00	11,917.84	1,600.12	.00	.00	13,517.96
	I & S	.018400	129.75	.00	383.09	.00	512.84	.00	.00	.00	512.84
	TOTAL	.446000	3,145.30	.00	9,285.38	.00	12,430.68	1,600.12	.00	.00	14,030.80
1994	M & O	.399300	2,234.54	.00	6,884.77	.00	9,119.31	1,222.51	.00	.00	10,341.82
	I & S	.014700	82.23	.00	253.47	.00	335.70	.00	.00	.00	335.70
	TOTAL	.414000	2,316.77	.00	7,138.24	.00	9,455.01	1,222.51	.00	.00	10,677.52
1993	M & O	.395600	1,402.22	.00	4,487.04	.00	5,889.26	796.78	.00	.00	6,686.04
	I & S	.011500	40.76	.00	130.46	.00	171.22	.00	.00	.00	171.22
	TOTAL	.407100	1,442.98	.00	4,617.50	.00	6,060.48	796.78	.00	.00	6,857.26
1992	M & O	.382800	841.81	.00	2,783.70	.00	3,625.51	491.34	.00	.00	4,116.85
	I & S	.016100	35.41	.00	117.11	.00	152.52	.00	.00	.00	152.52
	TOTAL	.398900	877.22	.00	2,900.81	.00	3,778.03	491.34	.00	.00	4,269.37
1991	M & O	.362600	562.54	.00	1,861.74	.00	2,424.28	314.93	.00	.00	2,739.21
	I & S	.015100	23.41	.00	77.51	.00	100.92	.00	.00	.00	100.92
	TOTAL	.377700	585.95	.00	1,939.25	.00	2,525.20	314.93	.00	.00	2,840.13
1990	M & O	.360900	488.05	.00	1,703.57	.00	2,191.62	289.80	.00	.00	2,481.42
	I & S	.010400	14.05	.00	49.12	.00	63.17	.00	.00	.00	63.17
	TOTAL	.371300	502.10	.00	1,752.69	.00	2,254.79	289.80	.00	.00	2,544.59
1989	M & O	.369000	355.18	.00	1,237.85	.00	1,593.03	196.23	.00	.00	1,789.26
	I & S	.002500	2.39	.00	8.38	.00	10.77	.00	.00	.00	10.77
	TOTAL	.371500	357.57	.00	1,246.23	.00	1,603.80	196.23	.00	.00	1,800.03
1988	M & O	.358000	309.08	.00	1,096.41	.00	1,405.49	170.33	.00	.00	1,575.82
	I & S	.003500	3.03	.00	10.72	.00	13.75	.00	.00	.00	13.75
	TOTAL	.361500	312.11	.00	1,107.13	.00	1,419.24	170.33	.00	.00	1,589.57
1987	M & O	.277800	198.93	.00	720.77	.00	919.70	108.99	.00	.00	1,028.69
	I & S	.000000	.00	.00	.00	.00	.00	.00	.00	.00	.00
	TOTAL	.277800	198.93	.00	720.77	.00	919.70	108.99	.00	.00	1,028.69

YEAR	FUND	TAX RATE	LEVY PAID	DISCOUNT GIVEN	PENALTY INTEREST	TIF AMOUNT	DISBURSE TOTAL	ATTORNEY	OTHER FEES	REFUND AMOUNT	PAYMENT AMOUNT
1986	M & O	.268300	81.39	.00	304.30	.00	385.69	44.94	.00	.00	430.63
	I & S	.001000	.30	.00	1.12	.00	1.42	.00	.00	.00	1.42
	TOTAL	.269300	81.69	.00	305.42	.00	387.11	44.94	.00	.00	432.05
1985	M & O	.232000	75.76	.00	296.03	.00	371.79	45.04	.00	.00	416.83
	I & S	.003000	.96	.00	3.82	.00	4.78	.00	.00	.00	4.78
	TOTAL	.235000	76.72	.00	299.85	.00	376.57	45.04	.00	.00	421.61
1984	M & O	.334000	82.08	.00	343.48	.00	425.56	54.70	.00	.00	480.26
	I & S	.003000	.74	.00	3.09	.00	3.83	.00	.00	.00	3.83
	TOTAL	.337000	82.82	.00	346.57	.00	429.39	54.70	.00	.00	484.09
1983	M & O	.348000	86.90	.00	394.27	.00	481.17	67.53	.00	.00	548.70
	I & S	.005000	1.25	.00	5.68	.00	6.93	.00	.00	.00	6.93
	TOTAL	.353000	88.15	.00	399.95	.00	488.10	67.53	.00	.00	555.63
1982	M & O	.334000	58.09	.00	285.81	.00	343.90	51.60	.00	.00	395.50
	I & S	.000000	.00	.00	.00	.00	.00	.00	.00	.00	.00
	TOTAL	.334000	58.09	.00	285.81	.00	343.90	51.60	.00	.00	395.50
1981	M & O	.334000	15.84	.00	80.44	.00	96.28	14.44	.00	.00	110.72
	I & S	.000000	.00	.00	.00	.00	.00	.00	.00	.00	.00
	TOTAL	.334000	15.84	.00	80.44	.00	96.28	14.44	.00	.00	110.72
1980	M & O	.300000	13.25	.00	67.64	.00	80.89	12.13	.00	.00	93.02
	I & S	.000000	.00	.00	.00	.00	.00	.00	.00	.00	.00
	TOTAL	.300000	13.25	.00	67.64	.00	80.89	12.13	.00	.00	93.02
ALL	M & O		236,078,797.30	.00	5,146,661.30	.00	241,225,458.60	1,862,033.12	.00	.00	243,087,491.72
ALL	I & S		26,515,906.79	.00	626,598.49	.00	27,142,505.28	.00	.00	.00	27,142,505.28
ALL	TOTAL		262,594,704.09	.00	5,773,259.79	.00	268,367,963.88	1,862,033.12	.00	.00	270,229,997.00
DLQ	M & O		8,870,829.37	.00	3,170,801.65	.00	12,041,631.02	1,813,014.80	.00	.00	13,854,645.82
DLQ	I & S		1,124,144.17	.00	405,784.74	.00	1,529,928.91	.00	.00	.00	1,529,928.91
DLQ	TOTAL		9,994,973.54	.00	3,576,586.39	.00	13,571,559.93	1,813,014.80	.00	.00	15,384,574.73
CURR	M & O		227,207,967.93	.00	1,975,859.65	.00	229,183,827.58	49,018.32	.00	.00	229,232,845.90
CURR	I & S		25,391,762.62	.00	220,813.75	.00	25,612,576.37	.00	.00	.00	25,612,576.37
CURR	TOTAL		252,599,730.55	.00	2,196,673.40	.00	254,796,403.95	49,018.32	.00	.00	254,845,422.27

07/07/2023 12:22:48 4312573
 TC298-D SELECTION: SYSTEM
 RECEIPT DATE: ALL
 LOCATION: LOCATION NAME NOT FOUND

TAX COLLECTION SYSTEM
 DEPOSIT DISTRIBUTION
 FROM: 07/01/2022 THRU 06/30/2023
 JURISDICTION: 0001 HIDALGO COUNTY

AG ROLLBACK ONLY
 PAGE: 1

YEAR	FUND	TAX RATE	LEVY PAID	DISCOUNT GIVEN	PENALTY INTEREST	TIF AMOUNT	DISBURSE TOTAL	ATTORNEY	OTHER FEES	REFUND AMOUNT	PAYMENT AMOUNT
2022	M & O	.517200	15,583.84	.00	.00	.00	15,583.84	.00	.00	.00	15,583.84
	I & S	.057800	1,741.58	.00	.00	.00	1,741.58	.00	.00	.00	1,741.58
	TOTAL	.575000	17,325.42	.00	.00	.00	17,325.42	.00	.00	.00	17,325.42
2021	M & O	.513200	198,171.78	.00	473.51	.00	198,645.29	.00	.00	.00	198,645.29
	I & S	.061800	23,864.02	.00	57.02	.00	23,921.04	.00	.00	.00	23,921.04
	TOTAL	.575000	222,035.80	.00	530.53	.00	222,566.33	.00	.00	.00	222,566.33
2020	M & O	.504300	244,147.67	.00	402.78	.00	244,550.45	.00	.00	.00	244,550.45
	I & S	.070700	34,228.17	.00	56.48	.00	34,284.65	.00	.00	.00	34,284.65
	TOTAL	.575000	278,375.84	.00	459.26	.00	278,835.10	.00	.00	.00	278,835.10
2019	M & O	.503600	210,730.41	.00	692.72	.00	211,423.13	.00	.00	.00	211,423.13
	I & S	.071400	29,877.27	.00	98.20	.00	29,975.47	.00	.00	.00	29,975.47
	TOTAL	.575000	240,607.68	.00	790.92	.00	241,398.60	.00	.00	.00	241,398.60
2018	M & O	.510000	14,425.49	.00	831.76	.00	15,257.25	.00	.00	.00	15,257.25
	I & S	.070000	1,979.97	.00	114.17	.00	2,094.14	.00	.00	.00	2,094.14
	TOTAL	.580000	16,405.46	.00	945.93	.00	17,351.39	.00	.00	.00	17,351.39
2017	M & O	.511200	1,086.12	.00	338.02	.00	1,424.14	.00	.00	.00	1,424.14
	I & S	.068800	146.18	.00	45.49	.00	191.67	.00	.00	.00	191.67
	TOTAL	.580000	1,232.30	.00	383.51	.00	1,615.81	.00	.00	.00	1,615.81
ALL	M & O		684,145.31	.00	2,738.79	.00	686,884.10	.00	.00	.00	686,884.10
ALL	I & S		91,837.19	.00	371.36	.00	92,208.55	.00	.00	.00	92,208.55
ALL	TOTAL		775,982.50	.00	3,110.15	.00	779,092.65	.00	.00	.00	779,092.65
DLQ	M & O		668,561.47	.00	2,738.79	.00	671,300.26	.00	.00	.00	671,300.26
DLQ	I & S		90,095.61	.00	371.36	.00	90,466.97	.00	.00	.00	90,466.97
DLQ	TOTAL		758,657.08	.00	3,110.15	.00	761,767.23	.00	.00	.00	761,767.23
CURR	M & O		15,583.84	.00	.00	.00	15,583.84	.00	.00	.00	15,583.84
CURR	I & S		1,741.58	.00	.00	.00	1,741.58	.00	.00	.00	1,741.58
CURR	TOTAL		17,325.42	.00	.00	.00	17,325.42	.00	.00	.00	17,325.42

07/07/2023 12:16:51 4312570
 TC298-D SELECTION: SYSTEM
 RECEIPT DATE: ALL
 LOCATION: LOCATION NAME NOT FOUND

TAX COLLECTION SYSTEM
 DEPOSIT DISTRIBUTION
 FROM: 07/01/2022 THRU 06/30/2023
 JURISDICTION: 0001 HIDALGO COUNTY

PAGE: 1
 INCLUDES AG ROLLBACK

YEAR	FUND	TAX RATE	LEVY PAID	DISCOUNT GIVEN	PENALTY INTEREST	TIF AMOUNT	DISBURSE TOTAL	ATTORNEY	OTHER FEES	REFUND AMOUNT	PAYMENT AMOUNT
2022	M & O	.517200	227,223,551.77	.00	1,975,859.65	.00	229,199,411.42	49,018.32	.00	.00	229,248,429.74
	I & S	.057800	25,393,504.20	.00	220,813.75	.00	25,614,317.95	.00	.00	.00	25,614,317.95
	TOTAL	.575000	252,617,055.97	.00	2,196,673.40	.00	254,813,729.37	49,018.32	.00	.00	254,862,747.69
2021	M & O	.513200	5,720,092.02	.00	1,163,814.62	.00	6,883,906.64	1,047,856.76	.00	.00	7,931,763.40
	I & S	.061800	688,816.82	.00	140,146.95	.00	828,963.77	.00	.00	.00	828,963.77
	TOTAL	.575000	6,408,908.84	.00	1,303,961.57	.00	7,712,870.41	1,047,856.76	.00	.00	8,760,727.17
2020	M & O	.504300	1,537,999.12	.00	415,516.38	.00	1,953,515.50	259,035.61	.00	.00	2,212,551.11
	I & S	.070700	215,620.42	.00	58,253.72	.00	273,874.14	.00	.00	.00	273,874.14
	TOTAL	.575000	1,753,619.54	.00	473,770.10	.00	2,227,389.64	259,035.61	.00	.00	2,486,425.25
2019	M & O	.503600	879,764.98	.00	297,059.59	.00	1,176,824.57	152,177.14	.00	.00	1,329,001.71
	I & S	.071400	124,732.16	.00	42,116.71	.00	166,848.87	.00	.00	.00	166,848.87
	TOTAL	.575000	1,004,497.14	.00	339,176.30	.00	1,343,673.44	152,177.14	.00	.00	1,495,850.58
2018	M & O	.510000	379,794.84	.00	205,034.25	.00	584,829.09	87,814.17	.00	.00	672,643.26
	I & S	.070000	52,128.29	.00	28,141.97	.00	80,270.26	.00	.00	.00	80,270.26
	TOTAL	.580000	431,923.13	.00	233,176.22	.00	665,099.35	87,814.17	.00	.00	752,913.52
2017	M & O	.511200	219,616.05	.00	132,927.60	.00	352,543.65	49,581.47	.00	.00	402,125.12
	I & S	.068800	29,557.12	.00	17,889.86	.00	47,446.98	.00	.00	.00	47,446.98
	TOTAL	.580000	249,173.17	.00	150,817.46	.00	399,990.63	49,581.47	.00	.00	449,572.10
2016	M & O	.518600	140,291.60	.00	97,261.68	.00	237,553.28	32,455.61	.00	.00	270,008.89
	I & S	.071400	19,315.00	.00	13,390.81	.00	32,705.81	.00	.00	.00	32,705.81
	TOTAL	.590000	159,606.60	.00	110,652.49	.00	270,259.09	32,455.61	.00	.00	302,714.70
2015	M & O	.522500	105,001.29	.00	80,214.29	.00	185,215.58	23,514.93	.00	.00	208,730.51
	I & S	.067500	13,564.59	.00	10,362.44	.00	23,927.03	.00	.00	.00	23,927.03
	TOTAL	.590000	118,565.88	.00	90,576.73	.00	209,142.61	23,514.93	.00	.00	232,657.54
2014	M & O	.530800	83,605.98	.00	70,548.79	.00	154,154.77	18,058.03	.00	.00	172,212.80
	I & S	.059200	9,324.62	.00	7,868.26	.00	17,192.88	.00	.00	.00	17,192.88
	TOTAL	.590000	92,930.60	.00	78,417.05	.00	171,347.65	18,058.03	.00	.00	189,405.68
2013	M & O	.520800	67,359.34	.00	62,938.06	.00	130,297.40	10,683.28	.00	.00	140,980.68
	I & S	.069200	8,950.16	.00	8,362.81	.00	17,312.97	.00	.00	.00	17,312.97
	TOTAL	.590000	76,309.50	.00	71,300.87	.00	147,610.37	10,683.28	.00	.00	158,293.65
2012	M & O	.523500	64,473.33	.00	67,501.17	.00	131,974.50	11,440.52	.00	.00	143,415.02
	I & S	.066500	8,189.98	.00	8,574.70	.00	16,764.68	.00	.00	.00	16,764.68
	TOTAL	.590000	72,663.31	.00	76,075.87	.00	148,739.18	11,440.52	.00	.00	160,179.70
2011	M & O	.522500	54,099.66	.00	61,670.76	.00	115,770.42	14,168.81	.00	.00	129,939.23
	I & S	.067500	6,988.99	.00	7,966.95	.00	14,955.94	.00	.00	.00	14,955.94
	TOTAL	.590000	61,088.65	.00	69,637.71	.00	130,726.36	14,168.81	.00	.00	144,895.17

YEAR	FUND	TAX RATE	LEVY PAID	DISCOUNT GIVEN	PENALTY INTEREST	TIF AMOUNT	DISBURSE TOTAL	ATTORNEY	OTHER FEES	REFUND AMOUNT	PAYMENT AMOUNT
2010	M & O	.510700	45,507.76	.00	57,214.93	.00	102,722.69	13,112.20	.00	.00	115,834.89
	I & S	.079300	7,066.42	.00	8,884.12	.00	15,950.54	.00	.00	.00	15,950.54
	TOTAL	.590000	52,574.18	.00	66,099.05	.00	118,673.23	13,112.20	.00	.00	131,785.43
2009	M & O	.512700	37,386.73	.00	52,023.71	.00	89,410.44	11,943.92	.00	.00	101,354.36
	I & S	.077300	5,636.70	.00	7,843.53	.00	13,480.23	.00	.00	.00	13,480.23
	TOTAL	.590000	43,023.43	.00	59,867.24	.00	102,890.67	11,943.92	.00	.00	114,834.59
2008	M & O	.519100	32,311.94	.00	48,129.58	.00	80,441.52	8,515.07	.00	.00	88,956.59
	I & S	.070900	4,413.21	.00	6,573.76	.00	10,986.97	.00	.00	.00	10,986.97
	TOTAL	.590000	36,725.15	.00	54,703.34	.00	91,428.49	8,515.07	.00	.00	99,943.56
2007	M & O	.515500	27,682.59	.00	43,867.02	.00	71,549.61	9,460.05	.00	.00	81,009.66
	I & S	.074500	4,000.58	.00	6,339.64	.00	10,340.22	.00	.00	.00	10,340.22
	TOTAL	.590000	31,683.17	.00	50,206.66	.00	81,889.83	9,460.05	.00	.00	91,349.88
2006	M & O	.520000	24,306.48	.00	42,352.98	.00	66,659.46	7,200.99	.00	.00	73,860.45
	I & S	.070000	3,272.08	.00	5,701.34	.00	8,973.42	.00	.00	.00	8,973.42
	TOTAL	.590000	27,578.56	.00	48,054.32	.00	75,632.88	7,200.99	.00	.00	82,833.87
2005	M & O	.527100	22,062.98	.00	40,947.51	.00	63,010.49	8,641.93	.00	.00	71,652.42
	I & S	.062900	2,632.82	.00	4,886.36	.00	7,519.18	.00	.00	.00	7,519.18
	TOTAL	.590000	24,695.80	.00	45,833.87	.00	70,529.67	8,641.93	.00	.00	79,171.60
2004	M & O	.525800	18,867.28	.00	37,244.27	.00	56,111.55	8,004.84	.00	.00	64,116.39
	I & S	.064200	2,303.60	.00	4,547.55	.00	6,851.15	.00	.00	.00	6,851.15
	TOTAL	.590000	21,170.88	.00	41,791.82	.00	62,962.70	8,004.84	.00	.00	70,967.54
2003	M & O	.526800	13,926.91	.00	29,406.77	.00	43,333.68	6,248.12	.00	.00	49,581.80
	I & S	.063200	1,670.82	.00	3,527.94	.00	5,198.76	.00	.00	.00	5,198.76
	TOTAL	.590000	15,597.73	.00	32,934.71	.00	48,532.44	6,248.12	.00	.00	54,780.56
2002	M & O	.521500	12,517.41	.00	28,338.34	.00	40,855.75	6,190.26	.00	.00	47,046.01
	I & S	.068500	1,644.23	.00	3,722.30	.00	5,366.53	.00	.00	.00	5,366.53
	TOTAL	.590000	14,161.64	.00	32,060.64	.00	46,222.28	6,190.26	.00	.00	52,412.54
2001	M & O	.459300	11,499.08	.00	27,238.57	.00	38,737.65	5,862.50	.00	.00	44,600.15
	I & S	.060200	1,507.18	.00	3,570.15	.00	5,077.33	.00	.00	.00	5,077.33
	TOTAL	.519500	13,006.26	.00	30,808.72	.00	43,814.98	5,862.50	.00	.00	49,677.48
2000	M & O	.445400	9,190.30	.00	22,196.26	.00	31,386.56	4,575.39	.00	.00	35,961.95
	I & S	.055300	1,141.08	.00	2,755.89	.00	3,896.97	.00	.00	.00	3,896.97
	TOTAL	.500700	10,331.38	.00	24,952.15	.00	35,283.53	4,575.39	.00	.00	39,858.92
1999	M & O	.394300	6,320.99	.00	15,813.71	.00	22,134.70	3,224.60	.00	.00	25,359.30
	I & S	.052400	840.03	.00	2,101.54	.00	2,941.57	.00	.00	.00	2,941.57
	TOTAL	.446700	7,161.02	.00	17,915.25	.00	25,076.27	3,224.60	.00	.00	28,300.87

YEAR	FUND	TAX RATE	LEVY PAID	DISCOUNT GIVEN	PENALTY INTEREST	TIF AMOUNT	DISBURSE TOTAL	ATTORNEY	OTHER FEES	REFUND AMOUNT	PAYMENT AMOUNT
1998	M & O	.429400	6,153.16	.00	15,852.86	.00	22,006.02	2,870.72	.00	.00	24,876.74
	I & S	.017300	247.89	.00	638.66	.00	886.55	.00	.00	.00	886.55
	TOTAL	.446700	6,401.05	.00	16,491.52	.00	22,892.57	2,870.72	.00	.00	25,763.29
1997	M & O	.459500	5,481.47	.00	15,012.73	.00	20,494.20	2,749.38	.00	.00	23,243.58
	I & S	.015200	181.30	.00	496.56	.00	677.86	.00	.00	.00	677.86
	TOTAL	.474700	5,662.77	.00	15,509.29	.00	21,172.06	2,749.38	.00	.00	23,921.44
1996	M & O	.448600	4,256.34	.00	11,963.90	.00	16,220.24	2,147.09	.00	.00	18,367.33
	I & S	.016800	159.41	.00	448.01	.00	607.42	.00	.00	.00	607.42
	TOTAL	.465400	4,415.75	.00	12,411.91	.00	16,827.66	2,147.09	.00	.00	18,974.75
1995	M & O	.427600	3,015.55	.00	8,902.29	.00	11,917.84	1,600.12	.00	.00	13,517.96
	I & S	.018400	129.75	.00	383.09	.00	512.84	.00	.00	.00	512.84
	TOTAL	.446000	3,145.30	.00	9,285.38	.00	12,430.68	1,600.12	.00	.00	14,030.80
1994	M & O	.399300	2,234.54	.00	6,884.77	.00	9,119.31	1,222.51	.00	.00	10,341.82
	I & S	.014700	82.23	.00	253.47	.00	335.70	.00	.00	.00	335.70
	TOTAL	.414000	2,316.77	.00	7,138.24	.00	9,455.01	1,222.51	.00	.00	10,677.52
1993	M & O	.395600	1,402.22	.00	4,487.04	.00	5,889.26	796.78	.00	.00	6,686.04
	I & S	.011500	40.76	.00	130.46	.00	171.22	.00	.00	.00	171.22
	TOTAL	.407100	1,442.98	.00	4,617.50	.00	6,060.48	796.78	.00	.00	6,857.26
1992	M & O	.382800	841.81	.00	2,783.70	.00	3,625.51	491.34	.00	.00	4,116.85
	I & S	.016100	35.41	.00	117.11	.00	152.52	.00	.00	.00	152.52
	TOTAL	.398900	877.22	.00	2,900.81	.00	3,778.03	491.34	.00	.00	4,269.37
1991	M & O	.362600	562.54	.00	1,861.74	.00	2,424.28	314.93	.00	.00	2,739.21
	I & S	.015100	23.41	.00	77.51	.00	100.92	.00	.00	.00	100.92
	TOTAL	.377700	585.95	.00	1,939.25	.00	2,525.20	314.93	.00	.00	2,840.13
1990	M & O	.360900	488.05	.00	1,703.57	.00	2,191.62	289.80	.00	.00	2,481.42
	I & S	.010400	14.05	.00	49.12	.00	63.17	.00	.00	.00	63.17
	TOTAL	.371300	502.10	.00	1,752.69	.00	2,254.79	289.80	.00	.00	2,544.59
1989	M & O	.369000	355.18	.00	1,237.85	.00	1,593.03	196.23	.00	.00	1,789.26
	I & S	.002500	2.39	.00	8.38	.00	10.77	.00	.00	.00	10.77
	TOTAL	.371500	357.57	.00	1,246.23	.00	1,603.80	196.23	.00	.00	1,800.03
1988	M & O	.358000	309.08	.00	1,096.41	.00	1,405.49	170.33	.00	.00	1,575.82
	I & S	.003500	3.03	.00	10.72	.00	13.75	.00	.00	.00	13.75
	TOTAL	.361500	312.11	.00	1,107.13	.00	1,419.24	170.33	.00	.00	1,589.57
1987	M & O	.277800	198.93	.00	720.77	.00	919.70	108.99	.00	.00	1,028.69
	I & S	.000000	.00	.00	.00	.00	.00	.00	.00	.00	.00
	TOTAL	.277800	198.93	.00	720.77	.00	919.70	108.99	.00	.00	1,028.69

07/07/2023 12:16:51 4312570
 TC298-D SELECTION: SYSTEM
 RECEIPT DATE: ALL
 LOCATION: LOCATION NAME NOT FOUND

TAX COLLECTION SYSTEM
 DEPOSIT DISTRIBUTION
 FROM: 07/01/2022 THRU 06/30/2023
 JURISDICTION: 0001 HIDALGO COUNTY

PAGE: 4
 INCLUDES AG ROLLBACK

YEAR	FUND	TAX RATE	LEVY PAID	DISCOUNT GIVEN	PENALTY INTEREST	TIF AMOUNT	DISBURSE TOTAL	ATTORNEY	OTHER FEES	REFUND AMOUNT	PAYMENT AMOUNT
1986	M & O	.268300	81.39	.00	304.30	.00	385.69	44.94	.00	.00	430.63
	I & S	.001000	.30	.00	1.12	.00	1.42	.00	.00	.00	1.42
	TOTAL	.269300	81.69	.00	305.42	.00	387.11	44.94	.00	.00	432.05
1985	M & O	.232000	75.76	.00	296.03	.00	371.79	45.04	.00	.00	416.83
	I & S	.003000	.96	.00	3.82	.00	4.78	.00	.00	.00	4.78
	TOTAL	.235000	76.72	.00	299.85	.00	376.57	45.04	.00	.00	421.61
1984	M & O	.334000	82.08	.00	343.48	.00	425.56	54.70	.00	.00	480.26
	I & S	.003000	.74	.00	3.09	.00	3.83	.00	.00	.00	3.83
	TOTAL	.337000	82.82	.00	346.57	.00	429.39	54.70	.00	.00	484.09
1983	M & O	.348000	86.90	.00	394.27	.00	481.17	67.53	.00	.00	548.70
	I & S	.005000	1.25	.00	5.68	.00	6.93	.00	.00	.00	6.93
	TOTAL	.353000	88.15	.00	399.95	.00	488.10	67.53	.00	.00	555.63
1982	M & O	.334000	58.09	.00	285.81	.00	343.90	51.60	.00	.00	395.50
	I & S	.000000	.00	.00	.00	.00	.00	.00	.00	.00	.00
	TOTAL	.334000	58.09	.00	285.81	.00	343.90	51.60	.00	.00	395.50
1981	M & O	.334000	15.84	.00	80.44	.00	96.28	14.44	.00	.00	110.72
	I & S	.000000	.00	.00	.00	.00	.00	.00	.00	.00	.00
	TOTAL	.334000	15.84	.00	80.44	.00	96.28	14.44	.00	.00	110.72
1980	M & O	.300000	13.25	.00	67.64	.00	80.89	12.13	.00	.00	93.02
	I & S	.000000	.00	.00	.00	.00	.00	.00	.00	.00	.00
	TOTAL	.300000	13.25	.00	67.64	.00	80.89	12.13	.00	.00	93.02
ALL	M & O		236,762,942.61	.00	5,149,400.09	.00	241,912,342.70	1,862,033.12	.00	.00	243,774,375.82
ALL	I & S		26,607,743.98	.00	626,969.85	.00	27,234,713.83	.00	.00	.00	27,234,713.83
ALL	TOTAL		263,370,686.59	.00	5,776,369.94	.00	269,147,056.53	1,862,033.12	.00	.00	271,009,089.65
DLQ	M & O		9,539,390.84	.00	3,173,540.44	.00	12,712,931.28	1,813,014.80	.00	.00	14,525,946.08
DLQ	I & S		1,214,239.78	.00	406,156.10	.00	1,620,395.88	.00	.00	.00	1,620,395.88
DLQ	TOTAL		10,753,630.62	.00	3,579,696.54	.00	14,333,327.16	1,813,014.80	.00	.00	16,146,341.96
CURR	M & O		227,223,551.77	.00	1,975,859.65	.00	229,199,411.42	49,018.32	.00	.00	229,248,429.74
CURR	I & S		25,393,504.20	.00	220,813.75	.00	25,614,317.95	.00	.00	.00	25,614,317.95
CURR	TOTAL		252,617,055.97	.00	2,196,673.40	.00	254,813,729.37	49,018.32	.00	.00	254,862,747.69

PART 2

**ROAD/STATE ANNUAL TAX COLLECTIONS
REPORT**

**PABLO "PAUL" VILLARREAL JR., TAX ASSR & COLL
HIDALGO COUNTY ENTITIES ANNUAL TAX REPORT
JULY 01, 2022 THRU JUNE 30, 2023**

TAX COLLECTIONS	BASE	PEN & INT	ATTY FEE	
ROAD DIST #2 DELINQUENT TOTALS	5.52 <hr/> 5.52	28.13 <hr/> 28.13	5.05 <hr/> 5.05	<hr/> 38.70
ROAD DIST #5 DELINQUENT TOTALS	71.29 <hr/> 71.29	189.76 <hr/> 189.76	31.01 <hr/> 31.01	<hr/> 292.06
ROAD DIST #15 DELINQUENT TOTALS	1.57 <hr/> 1.57	5.60 <hr/> 5.60	1.07 <hr/> 1.07	<hr/> 8.24
STATE DIST DELINQUENT TOTALS	- <hr/> -	- <hr/> -	- <hr/> -	<hr/> -
SPECIAL INVENTORY VARIANCE OTHER REVENUE TOTALS			- <hr/> -	<hr/> -
TOTAL COLLECTED 2022-2023 HIDALGO COUNTY ENTITIES				<hr/> 339.00

DISBURSEMENTS

ATTORNEY FEES	37.13
PRIOR YEAR REFUNDS	-

RECAP


TOTAL DELINQUENT BASE	78.38
TOTAL PENALTY & INTEREST	223.49
TOTAL TAX COLLECTIONS	<hr/> 301.87
TOTAL ATTORNEY FEES	<hr/> 37.13
OTHER REVENUE TOTALS	<hr/> -

DISBURSEMENTS (CONT')

TOTAL	339.00	
LESS REFUNDS DISBURSED THRU FISCAL YEAR	-	
TOTAL COLLECTED 2022/2023	339.00	
LESS ATTY FEE	37.13	
TOTAL REVENUE DISBURSED TO HIDALGO COUNTY ENTITIES		301.87
TOTAL DISBURSED 2022-2023 HIDALGO COUNTY ENTITIES		339.00
	DIFF.	-

AFFIDAVIT

I, PABLO "PAUL" VILLARREAL JR., TAX ASSESSOR-COLLECTOR OF TAXES FOR HIDALGO COUNTY ENTITIES, DO SOLEMNLY SWEAR THAT THE ABOVE STATEMENT OF TAXES COLLECTED BY ME FOR THE FISCAL YEAR ENDING 2022-2023 IS CORRECT.



ASSESSOR-COLLECTOR OF TAXES FOR HIDALGO COUNTY ENTITIES

SWORN AND SUBSCRIBED BEFORE ME THIS 31ST DAY OF JULY 2023.



NOTARY PUBLIC, HIDALGO COUNTY, TEXAS



YEAR	FUND	TAX RATE	LEVY PAID	DISCOUNT GIVEN	PENALTY INTEREST	TIF AMOUNT	DISBURSE TOTAL	ATTORNEY	OTHER FEES	REFUND AMOUNT	PAYMENT AMOUNT
1999	M & O	.000000	.00	.00	.00	.00	.00	5.02	.00	.00	5.02
	I & S	.010900	10.52	.00	26.69	.00	37.21	.00	.00	.00	37.21
	TOTAL	.010900	10.52	.00	26.69	.00	37.21	5.02	.00	.00	42.23
1998	M & O	.000000	.00	.00	.00	.00	.00	6.61	.00	.00	6.61
	I & S	.019500	14.24	.00	36.91	.00	51.15	.00	.00	.00	51.15
	TOTAL	.019500	14.24	.00	36.91	.00	51.15	6.61	.00	.00	57.76
1997	M & O	.000000	.00	.00	.00	.00	.00	5.68	.00	.00	5.68
	I & S	.023000	13.79	.00	35.20	.00	48.99	.00	.00	.00	48.99
	TOTAL	.023000	13.79	.00	35.20	.00	48.99	5.68	.00	.00	54.67
1996	M & O	.000000	.00	.00	.00	.00	.00	4.91	.00	.00	4.91
	I & S	.025000	13.60	.00	33.69	.00	47.29	.00	.00	.00	47.29
	TOTAL	.025000	13.60	.00	33.69	.00	47.29	4.91	.00	.00	52.20
1995	M & O	.000000	.00	.00	.00	.00	.00	2.35	.00	.00	2.35
	I & S	.025000	5.89	.00	15.72	.00	21.61	.00	.00	.00	21.61
	TOTAL	.025000	5.89	.00	15.72	.00	21.61	2.35	.00	.00	23.96
1994	M & O	.000000	.00	.00	.00	.00	.00	1.31	.00	.00	1.31
	I & S	.020000	3.23	.00	8.96	.00	12.19	.00	.00	.00	12.19
	TOTAL	.020000	3.23	.00	8.96	.00	12.19	1.31	.00	.00	13.50
1993	M & O	.000000	.00	.00	.00	.00	.00	1.26	.00	.00	1.26
	I & S	.020000	2.94	.00	8.54	.00	11.48	.00	.00	.00	11.48
	TOTAL	.020000	2.94	.00	8.54	.00	11.48	1.26	.00	.00	12.74
1992	M & O	.000000	.00	.00	.00	.00	.00	1.32	.00	.00	1.32
	I & S	.020000	2.94	.00	8.89	.00	11.83	.00	.00	.00	11.83
	TOTAL	.020000	2.94	.00	8.89	.00	11.83	1.32	.00	.00	13.15
1991	M & O	.000000	.00	.00	.00	.00	.00	.68	.00	.00	.68
	I & S	.010000	1.46	.00	4.59	.00	6.05	.00	.00	.00	6.05
	TOTAL	.010000	1.46	.00	4.59	.00	6.05	.68	.00	.00	6.73
1990	M & O	.010000	.23	.00	.91	.00	1.14	.17	.00	.00	1.31
	I & S	.000000	.00	.00	.00	.00	.00	.00	.00	.00	.00
	TOTAL	.010000	.23	.00	.91	.00	1.14	.17	.00	.00	1.31
1989	M & O	.020000	1.23	.00	4.46	.00	5.69	.74	.00	.00	6.43
	I & S	.000000	.00	.00	.00	.00	.00	.00	.00	.00	.00
	TOTAL	.020000	1.23	.00	4.46	.00	5.69	.74	.00	.00	6.43
1988	M & O	.000000	.00	.00	.00	.00	.00	.32	.00	.00	.32
	I & S	.020000	.42	.00	1.75	.00	2.17	.00	.00	.00	2.17
	TOTAL	.020000	.42	.00	1.75	.00	2.17	.32	.00	.00	2.49

YEAR	FUND	TAX RATE	LEVY PAID	DISCOUNT GIVEN	PENALTY INTEREST	TIF AMOUNT	DISBURSE TOTAL	ATTORNEY	OTHER FEES	REFUND AMOUNT	PAYMENT AMOUNT
1999	M & O	.000000	.00	.00	.00	.00	.00	5.02	.00	.00	5.02
	I & S	.010900	10.52	.00	26.69	.00	37.21	.00	.00	.00	37.21
	TOTAL	.010900	10.52	.00	26.69	.00	37.21	5.02	.00	.00	42.23
1998	M & O	.000000	.00	.00	.00	.00	.00	6.61	.00	.00	6.61
	I & S	.019500	14.24	.00	36.91	.00	51.15	.00	.00	.00	51.15
	TOTAL	.019500	14.24	.00	36.91	.00	51.15	6.61	.00	.00	57.76
1997	M & O	.000000	.00	.00	.00	.00	.00	5.68	.00	.00	5.68
	I & S	.023000	13.79	.00	35.20	.00	48.99	.00	.00	.00	48.99
	TOTAL	.023000	13.79	.00	35.20	.00	48.99	5.68	.00	.00	54.67
1996	M & O	.000000	.00	.00	.00	.00	.00	4.91	.00	.00	4.91
	I & S	.025000	13.60	.00	33.69	.00	47.29	.00	.00	.00	47.29
	TOTAL	.025000	13.60	.00	33.69	.00	47.29	4.91	.00	.00	52.20
1995	M & O	.000000	.00	.00	.00	.00	.00	2.35	.00	.00	2.35
	I & S	.025000	5.89	.00	15.72	.00	21.61	.00	.00	.00	21.61
	TOTAL	.025000	5.89	.00	15.72	.00	21.61	2.35	.00	.00	23.96
1994	M & O	.000000	.00	.00	.00	.00	.00	1.31	.00	.00	1.31
	I & S	.020000	3.23	.00	8.96	.00	12.19	.00	.00	.00	12.19
	TOTAL	.020000	3.23	.00	8.96	.00	12.19	1.31	.00	.00	13.50
1993	M & O	.000000	.00	.00	.00	.00	.00	1.26	.00	.00	1.26
	I & S	.020000	2.94	.00	8.54	.00	11.48	.00	.00	.00	11.48
	TOTAL	.020000	2.94	.00	8.54	.00	11.48	1.26	.00	.00	12.74
1992	M & O	.000000	.00	.00	.00	.00	.00	1.32	.00	.00	1.32
	I & S	.020000	2.94	.00	8.89	.00	11.83	.00	.00	.00	11.83
	TOTAL	.020000	2.94	.00	8.89	.00	11.83	1.32	.00	.00	13.15
1991	M & O	.000000	.00	.00	.00	.00	.00	.68	.00	.00	.68
	I & S	.010000	1.46	.00	4.59	.00	6.05	.00	.00	.00	6.05
	TOTAL	.010000	1.46	.00	4.59	.00	6.05	.68	.00	.00	6.73
1990	M & O	.010000	.23	.00	.91	.00	1.14	.17	.00	.00	1.31
	I & S	.000000	.00	.00	.00	.00	.00	.00	.00	.00	.00
	TOTAL	.010000	.23	.00	.91	.00	1.14	.17	.00	.00	1.31
1989	M & O	.020000	1.23	.00	4.46	.00	5.69	.74	.00	.00	6.43
	I & S	.000000	.00	.00	.00	.00	.00	.00	.00	.00	.00
	TOTAL	.020000	1.23	.00	4.46	.00	5.69	.74	.00	.00	6.43
1988	M & O	.000000	.00	.00	.00	.00	.00	.32	.00	.00	.32
	I & S	.020000	.42	.00	1.75	.00	2.17	.00	.00	.00	2.17
	TOTAL	.020000	.42	.00	1.75	.00	2.17	.32	.00	.00	2.49

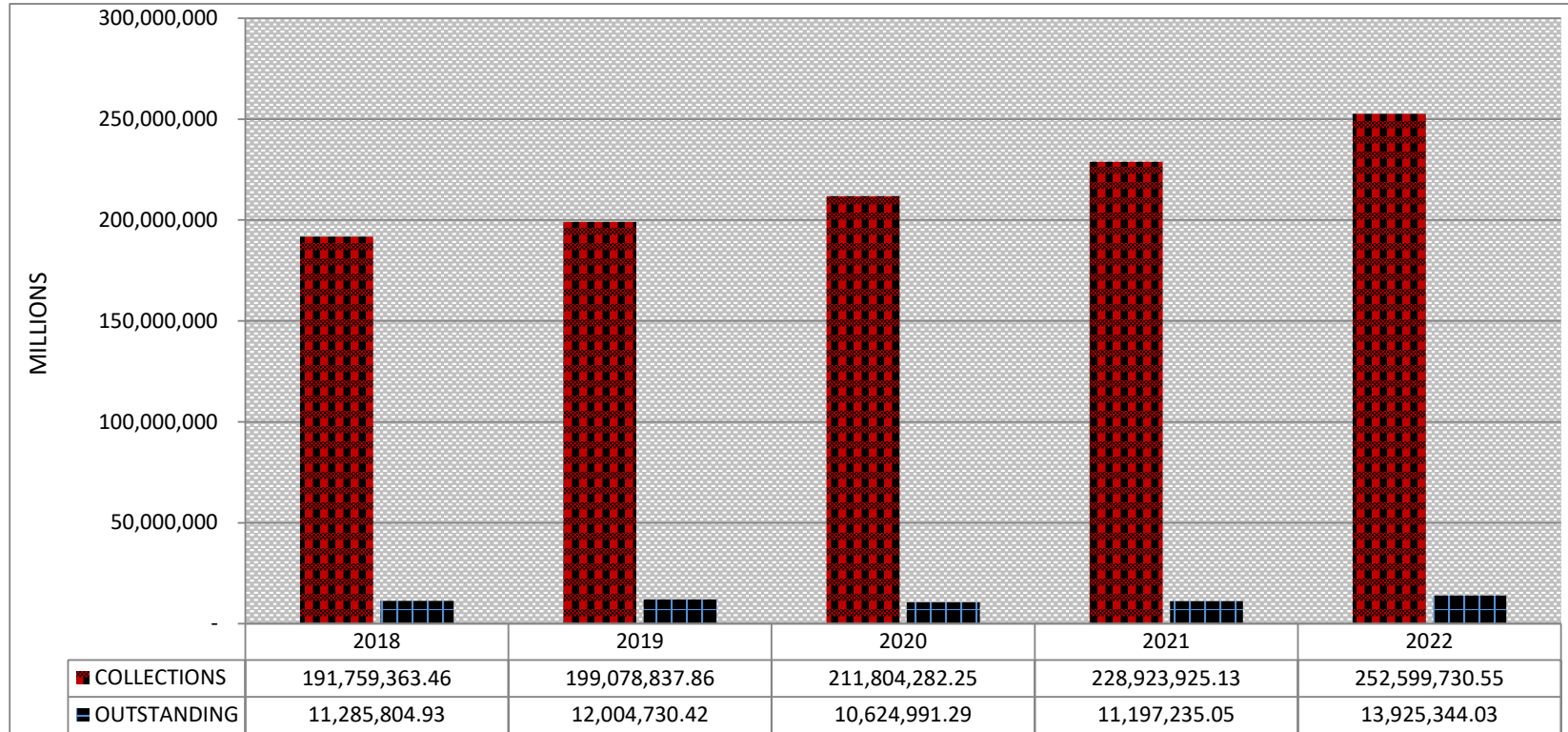
PART 3

CURRENT/DELINQUENT COLLECTIONS REPORT

**PABLO "PAUL" VILLARREAL JR., ASSESSOR/COLLECTOR
HIDALGO COUNTY
TAX COLLECTION REPORT**

<u>AD VALOREM - HIDALGO COUNTY</u>	<u>2022-2023</u>	<u>2021-2022</u>	<u>DIFFERENCE</u>
<u>2022 CURRENT</u>			
ORIGINAL LEVY	264,653,740.43	235,088,869.80	29,564,870.63
MODIFICATIONS	1,871,334.15	5,032,290.38	(3,160,956.23)
CURRENT LEVY	266,525,074.58	240,121,160.18	26,403,914.40
CURRENT COLLECTIONS THIS MONTH	1,895,367.09	1,617,431.54	277,935.55
CURRENT COLLECTIONS TO DATE	252,599,730.55	228,923,925.13	23,675,805.42
OUTSTANDING TO DATE	13,925,344.03	11,197,235.05	2,728,108.98
PERCENT COLLECTED/ORIGINAL	95.45%	97.38%	-1.93%
PERCENT COLLECTED/MODIFIED	94.78%	95.34%	-0.56%
 TOTAL COLLECTIONS FISCAL YEAR	 252,599,730.55	 228,923,925.13	

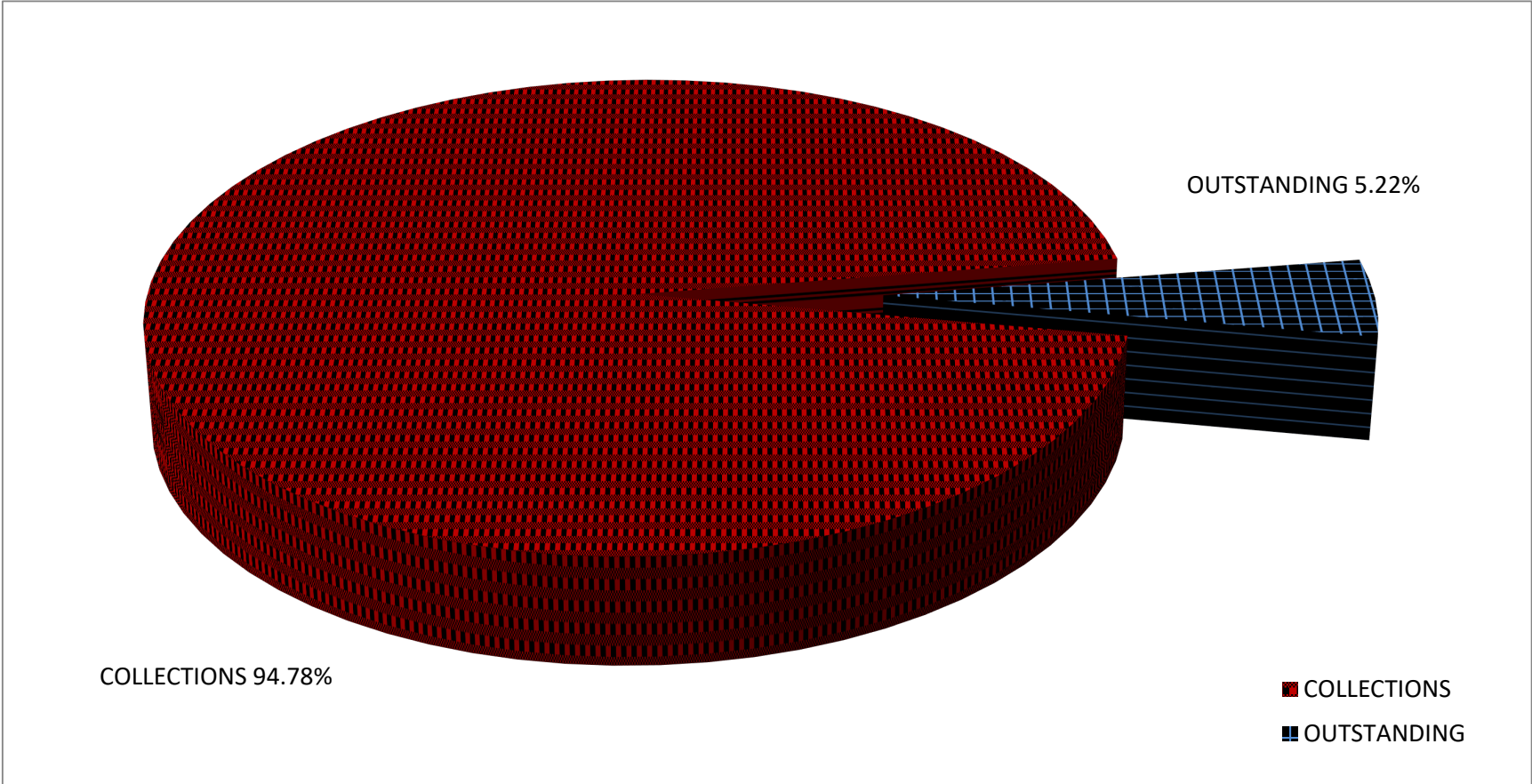
HIDALGO COUNTY CURRENT TAX COLLECTION 5-YEAR COMPARISON CHART JULY 1ST - JUNE 30TH



YEAR	PARCELS	ORIGINAL LEVY	MODIFICATIONS	ADJUSTED LEVY	COLLECTIONS	OUTSTANDING	PERCENT
2018	340,055	203,193,191.95	(148,023.56)	203,045,168.39	191,759,363.46	11,285,804.93	94.44%
2019	343,147	211,067,372.35	16,195.93	211,083,568.28	199,078,837.86	12,004,730.42	94.31%
2020	340,833	220,338,129.24	2,091,144.30	222,429,273.54	211,804,282.25	10,624,991.29	95.22%
2021	345,715	235,088,869.80	5,032,290.38	240,121,160.18	228,923,925.13	11,197,235.05	95.34%
2022	349,757	264,653,740.43	1,871,334.15	266,525,074.58	252,599,730.55	13,925,344.03	94.78%

Pablo "Paul" Villarreal Jr., PCC - Hidalgo County Tax Assr/Coll
Hidalgo County, Texas

HIDALGO COUNTY
2022 CURRENT TAX COLLECTION
JULY 1ST - JUNE 30TH



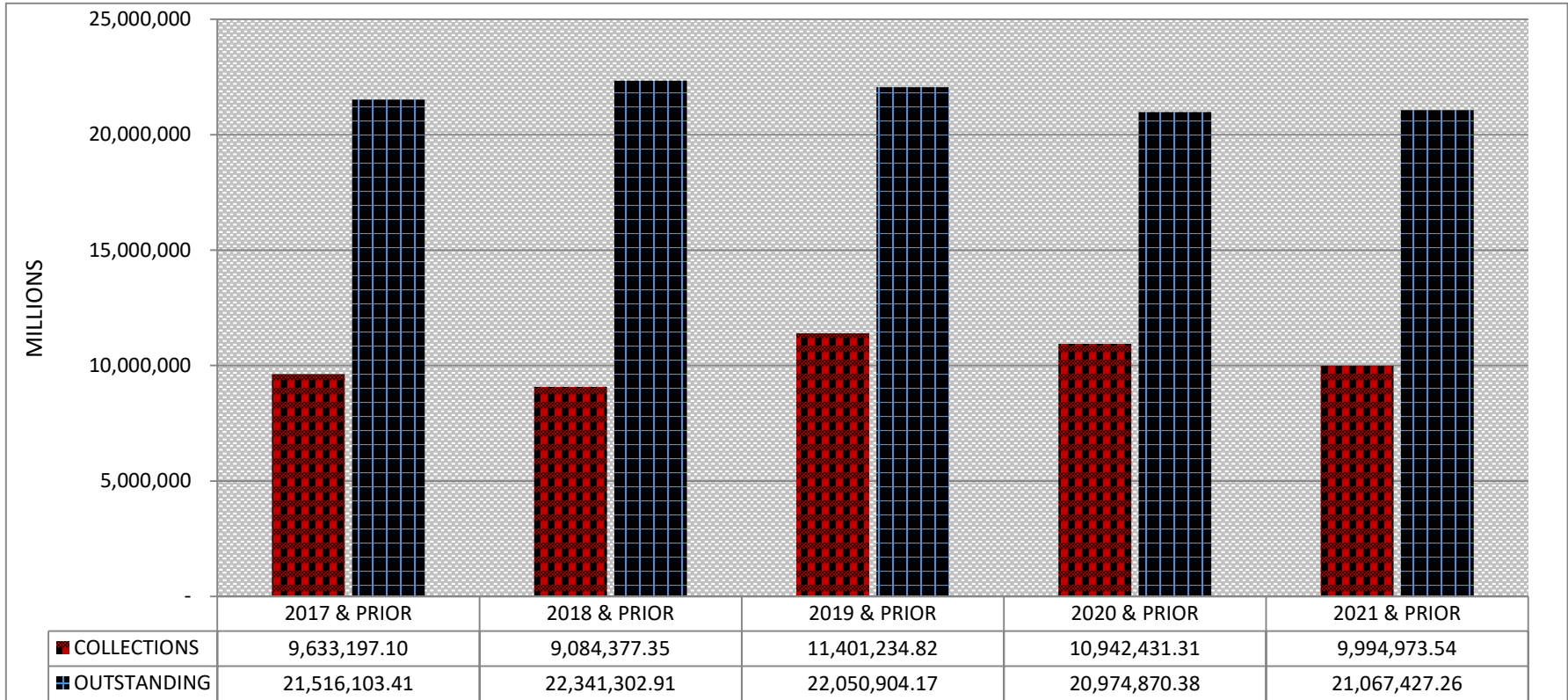
YEAR	ORIGINAL LEVY	MODIFICATIONS	ADJUSTED LEVY	COLLECTIONS	OUTSTANDING	PERCENT
2022	264,653,740.43	1,871,334.15	266,525,074.58	252,599,730.55	13,925,344.03	94.78%

Pablo "Paul" Villarreal Jr., PCC - Hidalgo County Tax Assr/Coll
 Hidalgo County, Texas

**PABLO "PAUL" VILLARREAL JR., ASSESSOR/COLLECTOR
HIDALGO COUNTY
TAX COLLECTION REPORT**

<u>AD VALOREM - HIDALGO COUNTY</u>	<u>2022-2023</u>	<u>2021-2022</u>	<u>DIFFERENCE</u>
<u>DELINQUENT</u>			
ORIGINAL LEVY	32,172,105.43	32,675,895.46	(503,790.03)
MODIFICATIONS	(1,109,704.63)	(758,593.77)	(351,110.86)
DELINQUENT LEVY	31,062,400.80	31,917,301.69	(854,900.89)
DELINQUENT COLLECTIONS THIS MONTH	420,199.58	584,338.93	(164,139.35)
DELINQUENT COLLECTIONS TO DATE	9,994,973.54	10,942,431.31	(947,457.77)
OUTSTANDING TO DATE	21,067,427.26	20,974,870.38	92,556.88
PERCENT COLLECTED/ORIGINAL	31.07%	33.49%	-2.42%
PERCENT COLLECTED/MODIFIED	32.18%	34.28%	-2.10%
 TOTAL COLLECTIONS FISCAL YEAR	 9,994,973.54	 10,942,431.31	

HIDALGO COUNTY DELINQUENT TAX COLLECTION 5-YEAR COMPARISON CHART JULY 1ST - JUNE 30TH



YEAR	ORIGINAL LEVY	MODIFICATIONS	ADJUSTED LEVY	COLLECTIONS	OUTSTANDING	PERCENT
2017 & PRIOR	32,412,968.04	(1,263,667.53)	31,149,300.51	9,633,197.10	21,516,103.41	30.93%
2018 & PRIOR	32,801,908.34	(1,376,228.08)	31,425,680.26	9,084,377.35	22,341,302.91	28.91%
2019 & PRIOR	34,346,033.33	(893,894.34)	33,452,138.99	11,401,234.82	22,050,904.17	34.08%
2020 & PRIOR	32,675,895.46	(758,593.77)	31,917,301.69	10,942,431.31	20,974,870.38	34.28%
2021 & PRIOR	32,172,105.43	(1,109,704.63)	31,062,400.80	9,994,973.54	21,067,427.26	32.18%

**PABLO "PAUL" VILLARREAL JR., ASSESSOR/COLLECTOR
HIDALGO COUNTY
TAX COLLECTION REPORT**

<u>AD VALOREM - HIDALGO COUNTY</u>	<u>2022-2023</u>	<u>2021-2022</u>	<u>DIFFERENCE</u>
<u>ROLLBACK</u>			
ORIGINAL LEVY	91,268.27	280,899.04	(189,630.77)
MODIFICATIONS	1,004,652.13	288,689.98	715,962.15
ROLLBACK LEVY	1,095,920.40	569,589.02	526,331.38
ROLLBACK COLLECTIONS THIS MONTH	29,446.29	95,492.66	(66,046.37)
ROLLBACK COLLECTIONS TO DATE	775,982.50	478,320.75	297,661.75
OUTSTANDING TO DATE	319,937.90	91,268.27	228,669.63
PERCENT COLLECTED/ORIGINAL	850.22%	170.28%	679.94%
PERCENT COLLECTED/MODIFIED	70.81%	83.98%	-13.17%
 TOTAL COLLECTIONS FISCAL YEAR	 775,982.50	 478,320.75	

PART 4

RECAP REPORT

JURISDICTION: 0001 HIDALGO COUNTY

	CERT TAXABLE VALUE	ADJUSTMENTS	ADJ TAX VALUE	TAX RATE	TAX LEVY	PAID ACCTS
CURRENT YEAR	47,276,003,593	403,657,719	47,679,661,312	0.575000	266,525,074.58	322,432

YEAR	TAXES DUE	MONTH ADJ	ADJUSTMENT YTD	LEVY PAID	PAID YTD	BALANCE	COLL %	YTD UNCOLL
2022	264,653,740.43	1,871,334.15	1,871,334.15	252,599,730.55	252,599,730.55	13,925,344.03	94.78	357.73-
	ADJUSTMENT REFUNDS	998,258.94-	998,258.94-					
2021	11,197,235.05	516,289.55-	516,289.55-	6,186,873.04	6,186,873.04	4,494,072.46	57.92	8,800.61-
	ADJUSTMENT REFUNDS	439,206.05-	439,206.05-					
2020	4,169,820.09	142,359.96-	142,359.96-	1,475,243.70	1,475,243.70	2,552,216.43	36.63	5,994.49-
	ADJUSTMENT REFUNDS	130,384.88-	130,384.88-					
2019	2,759,335.20	38,189.34-	38,189.34-	763,889.46	763,889.46	1,957,256.40	28.07	11,380.30-
	ADJUSTMENT REFUNDS	27,852.90-	27,852.90-					
2018	2,030,807.54	40,815.23-	40,815.23-	415,517.67	415,517.67	1,574,474.64	20.88	4,457.99-
	ADJUSTMENT REFUNDS	32,606.30-	32,606.30-					
2017	1,526,027.39	133,901.56-	133,901.56-	247,940.87	247,940.87	1,144,184.96	17.81	4,169.73-
	ADJUSTMENT REFUNDS	240.24-	240.24-					
2016	1,206,147.59	10,028.71-	10,028.71-	159,606.60	159,606.60	1,036,512.28	13.34	3,885.89-
	ADJUSTMENT REFUNDS	62.54-	62.54-					
2015	1,049,496.25	8,451.44-	8,451.44-	118,565.88	118,565.88	922,478.93	11.39	3,838.00-
2014	872,939.67	8,225.54-	8,225.54-	92,930.60	92,930.60	771,783.53	10.75	3,347.93-
2013	774,070.99	6,639.11-	6,639.11-	76,309.50	76,309.50	691,122.38	9.94	2,493.54-
2012	738,509.34	4,320.01-	4,320.01-	72,663.31	72,663.31	661,526.02	9.90	1,646.49-
2011	715,965.22	7,273.45-	7,273.45-	61,088.65	61,088.65	647,603.12	8.62	1,448.67-
2010	742,562.33	6,908.07-	6,908.07-	52,574.18	52,574.18	683,080.08	7.15	1,516.07-
2009	699,685.43	7,714.94-	7,714.94-	43,023.43	43,023.43	648,947.06	6.22	1,517.85-
2008	586,110.34	21,788.39-	21,788.39-	36,725.15	36,725.15	527,596.80	6.51	1,160.74-
2007	541,754.40	17,472.27-	17,472.27-	31,683.17	31,683.17	492,598.96	6.04	1,053.97-
2006	438,638.40	14,240.68-	14,240.68-	27,578.56	27,578.56	396,819.16	6.50	826.35-
2005	377,332.77	11,135.42-	11,135.42-	24,695.80	24,695.80	341,501.55	6.74	804.02-
2004	339,631.46	14,798.41-	14,798.41-	21,170.88	21,170.88	303,662.17	6.52	694.05-
2003	260,431.95	7,490.51-	7,490.51-	15,597.73	15,597.73	237,343.71	6.17	333.99-
2002	245,388.97	13,085.07-	13,085.07-	14,161.64	14,161.64	218,142.26	6.10	5,211.30-
2001	900,215.05	78,576.97-	78,576.97-	57,133.72	57,133.72	764,504.36	6.95	2,864.50-
****	296,825,845.86	761,629.52	761,629.52	262,594,704.09	262,594,704.09	34,992,771.29		67,804.21-
	ADJUSTMENT REFUNDS	1,628,611.85-	1,628,611.85-					

FISCAL START: 07/01/2022 END: 06/30/2023 JURISDICTION: 0001 HIDALGO COUNTY

	CERT TAXABLE VALUE	ADJUSTMENTS	ADJ TAX VALUE	TAX RATE	TAX LEVY	PAID ACCTS
CURRENT YEAR	47,276,003,593	403,657,719	47,679,661,312	00.575000	266,525,074.58	322,432

YEAR	TAXES DUE	MONTH ADJ	ADJUSTMENT YTD	LEVY PAID	PAID YTD	BALANCE	COLL %	YTD UNCOLL
2022	264,653,740.43	1,871,334.15	1,871,334.15	252,599,730.55	252,599,730.55	13,925,344.03	94.78	357.73-
2021	11,197,235.05	516,289.55-	516,289.55-	6,186,873.04	6,186,873.04	4,494,072.46	57.92	8,800.61-
2020	4,169,820.09	142,359.96-	142,359.96-	1,475,243.70	1,475,243.70	2,552,216.43	36.63	5,994.49-
2019	2,759,335.20	38,189.34-	38,189.34-	763,889.46	763,889.46	1,957,256.40	28.07	11,380.30-
2018	2,030,807.54	40,815.23-	40,815.23-	415,517.67	415,517.67	1,574,474.64	20.88	4,457.99-
2017	1,526,027.39	133,901.56-	133,901.56-	247,940.87	247,940.87	1,144,184.96	17.81	4,169.73-
2016	1,206,147.59	10,028.71-	10,028.71-	159,606.60	159,606.60	1,036,512.28	13.34	3,885.89-
2015	1,049,496.25	8,451.44-	8,451.44-	118,565.88	118,565.88	922,478.93	11.39	3,838.00-
2014	872,939.67	8,225.54-	8,225.54-	92,930.60	92,930.60	771,783.53	10.75	3,347.93-
2013	774,070.99	6,639.11-	6,639.11-	76,309.50	76,309.50	691,122.38	9.94	2,493.54-
2012	738,509.34	4,320.01-	4,320.01-	72,663.31	72,663.31	661,526.02	9.90	1,646.49-
2011	715,965.22	7,273.45-	7,273.45-	61,088.65	61,088.65	647,603.12	8.62	1,448.67-
2010	742,562.33	6,908.07-	6,908.07-	52,574.18	52,574.18	683,080.08	7.15	1,516.07-
2009	699,685.43	7,714.94-	7,714.94-	43,023.43	43,023.43	648,947.06	6.22	1,517.85-
2008	586,110.34	21,788.39-	21,788.39-	36,725.15	36,725.15	527,596.80	6.51	1,160.74-
2007	541,754.40	17,472.27-	17,472.27-	31,683.17	31,683.17	492,598.96	6.04	1,053.97-
2006	438,638.40	14,240.68-	14,240.68-	27,578.56	27,578.56	396,819.16	6.50	826.35-
2005	377,332.77	11,135.42-	11,135.42-	24,695.80	24,695.80	341,501.55	6.74	804.02-
2004	339,631.46	14,798.41-	14,798.41-	21,170.88	21,170.88	303,662.17	6.52	694.05-
2003	260,431.95	7,490.51-	7,490.51-	15,597.73	15,597.73	237,343.71	6.17	333.99-
2002	245,388.97	13,085.07-	13,085.07-	14,161.64	14,161.64	218,142.26	6.10	5,211.30-
2001	900,215.05	78,576.97-	78,576.97-	57,133.72	57,133.72	764,504.36	6.95	2,864.50-
****	296,825,845.86	761,629.52	761,629.52	262,594,704.09	262,594,704.09	34,992,771.29		67,804.21-
CURR	264,653,740.43	1,871,334.15	1,871,334.15	252,599,730.55	252,599,730.55	13,925,344.03		357.73-
DELO	32,172,105.43	1,109,704.63-	1,109,704.63-	9,994,973.54	9,994,973.54	21,067,427.26		67,446.48-

TAX COLLECTION SYSTEM
TAX COLLECTOR MONTHLY REPORT
FROM 07/01/2022 TO 06/30/2023

JURISDICTION: 0001 HIDALGO COUNTY

	CERT TAXABLE VALUE	ADJUSTMENTS	ADJ TAX VALUE	TAX RATE	TAX LEVY	PAID ACCTS
CURRENT YEAR	0	0	0	0.575000	57,757.74	13

YEAR	TAXES DUE	MONTH ADJ	ADJUSTMENT YTD	LEVY PAID	PAID YTD	BALANCE	COLL %	YTD UNCOLL
2022	0.00	57,757.74	57,757.74	17,325.42	17,325.42	40,432.32	30.00	0.00
ADJUSTMENT REFUNDS		998,258.94-	998,258.94-					
2021	4,954.20	319,232.52	319,232.52	222,035.80	222,035.80	102,150.92	68.49	0.00
ADJUSTMENT REFUNDS		439,206.05-	439,206.05-					
2020	26,287.27	365,826.22	365,826.22	278,375.84	278,375.84	113,737.65	70.99	0.00
ADJUSTMENT REFUNDS		130,384.88-	130,384.88-					
2019	30,947.54	261,835.65	261,835.65	240,607.68	240,607.68	52,175.51	82.18	0.00
ADJUSTMENT REFUNDS		27,852.90-	27,852.90-					
2018	22,783.26	.00	0.00	16,405.46	16,405.46	6,377.80	72.01	0.00
ADJUSTMENT REFUNDS		32,606.30-	32,606.30-					
2017	2,457.95	.00	0.00	1,232.30	1,232.30	1,225.65	50.14	0.00
ADJUSTMENT REFUNDS		240.24-	240.24-					
2016	0.00	.00	0.00	0.00	0.00	0.00		0.00
ADJUSTMENT REFUNDS		62.54-	62.54-					
2015	0.00	.00	0.00	0.00	0.00	0.00		0.00
2014	782.93	.00	0.00	0.00	0.00	782.93		0.00
2013	377.96	.00	0.00	0.00	0.00	377.96		0.00
2012	1,017.56	.00	0.00	0.00	0.00	1,017.56		0.00
2011	424.55	.00	0.00	0.00	0.00	424.55		0.00
2010	620.27	.00	0.00	0.00	0.00	620.27		0.00
2006	110.01	.00	0.00	0.00	0.00	110.01		0.00
2005	117.31	.00	0.00	0.00	0.00	117.31		0.00
2004	124.88	.00	0.00	0.00	0.00	124.88		0.00
2003	95.61	.00	0.00	0.00	0.00	95.61		0.00
2002	100.56	.00	0.00	0.00	0.00	100.56		0.00
2001	66.41	.00	0.00	0.00	0.00	66.41		0.00
****	91,268.27	1,004,652.13	1,004,652.13	775,982.50	775,982.50	319,937.90		0.00
ADJUSTMENT REFUNDS		1,628,611.85-	1,628,611.85-					

TAX COLLECTION SYSTEM
 TAX COLLECTOR MONTHLY REPORT
 FROM 07/01/2022 TO 06/30/2023

FISCAL START: 07/01/2022 END: 06/30/2023 JURISDICTION: 0001 HIDALGO COUNTY

	CERT TAXABLE VALUE	ADJUSTMENTS	ADJ TAX VALUE	TAX RATE	TAX LEVY	PAID ACCTS
CURRENT YEAR	0	0	0	00.575000	57,757.74	13

YEAR	TAXES DUE	MONTH ADJ	ADJUSTMENT YTD	LEVY PAID	PAID YTD	BALANCE	COLL %	YTD UNCOLL
2022	0.00	57,757.74	57,757.74	17,325.42	17,325.42	40,432.32	30.00	0.00
2021	4,954.20	319,232.52	319,232.52	222,035.80	222,035.80	102,150.92	68.49	0.00
2020	26,287.27	365,826.22	365,826.22	278,375.84	278,375.84	113,737.65	70.99	0.00
2019	30,947.54	261,835.65	261,835.65	240,607.68	240,607.68	52,175.51	82.18	0.00
2018	22,783.26	.00	0.00	16,405.46	16,405.46	6,377.80	72.01	0.00
2017	2,457.95	.00	0.00	1,232.30	1,232.30	1,225.65	50.14	0.00
2016	0.00	.00	0.00	0.00	0.00	0.00		0.00
2015	0.00	.00	0.00	0.00	0.00	0.00		0.00
2014	782.93	.00	0.00	0.00	0.00	782.93		0.00
2013	377.96	.00	0.00	0.00	0.00	377.96		0.00
2012	1,017.56	.00	0.00	0.00	0.00	1,017.56		0.00
2011	424.55	.00	0.00	0.00	0.00	424.55		0.00
2010	620.27	.00	0.00	0.00	0.00	620.27		0.00
2006	110.01	.00	0.00	0.00	0.00	110.01		0.00
2005	117.31	.00	0.00	0.00	0.00	117.31		0.00
2004	124.88	.00	0.00	0.00	0.00	124.88		0.00
2003	95.61	.00	0.00	0.00	0.00	95.61		0.00
2002	100.56	.00	0.00	0.00	0.00	100.56		0.00
2001	66.41	.00	0.00	0.00	0.00	66.41		0.00
****	91,268.27	1,004,652.13	1,004,652.13	775,982.50	775,982.50	319,937.90		0.00
CURR	0.00	57,757.74	57,757.74	17,325.42	17,325.42	40,432.32		0.00
DELQ	91,268.27	946,894.39	946,894.39	758,657.08	758,657.08	279,505.58		0.00

JURISDICTION: 0001 HIDALGO COUNTY

	CERT TAXABLE VALUE	ADJUSTMENTS	ADJ TAX VALUE	TAX RATE	TAX LEVY	PAID ACCTS
CURRENT YEAR	47,276,003,593	403,657,719	47,679,661,312	0.575000	266,582,832.32	322,445

YEAR	TAXES DUE	MONTH ADJ	ADJUSTMENT YTD	LEVY PAID	PAID YTD	BALANCE	COLL %	YTD UNCOLL
2022	264,653,740.43	1,929,091.89	1,929,091.89	252,617,055.97	252,617,055.97	13,965,776.35	94.76	357.73-
	ADJUSTMENT REFUNDS	998,258.94-	998,258.94-					
2021	11,202,189.25	197,057.03-	197,057.03-	6,408,908.84	6,408,908.84	4,596,223.38	58.24	8,800.61-
	ADJUSTMENT REFUNDS	439,206.05-	439,206.05-					
2020	4,196,107.36	223,466.26	223,466.26	1,753,619.54	1,753,619.54	2,665,954.08	39.68	5,994.49-
	ADJUSTMENT REFUNDS	130,384.88-	130,384.88-					
2019	2,790,282.74	223,646.31	223,646.31	1,004,497.14	1,004,497.14	2,009,431.91	33.33	11,380.30-
	ADJUSTMENT REFUNDS	27,852.90-	27,852.90-					
2018	2,053,590.80	40,815.23-	40,815.23-	431,923.13	431,923.13	1,580,852.44	21.46	4,457.99-
	ADJUSTMENT REFUNDS	32,606.30-	32,606.30-					
2017	1,528,485.34	133,901.56-	133,901.56-	249,173.17	249,173.17	1,145,410.61	17.87	4,169.73-
	ADJUSTMENT REFUNDS	240.24-	240.24-					
2016	1,206,147.59	10,028.71-	10,028.71-	159,606.60	159,606.60	1,036,512.28	13.34	3,885.89-
	ADJUSTMENT REFUNDS	62.54-	62.54-					
2015	1,049,496.25	8,451.44-	8,451.44-	118,565.88	118,565.88	922,478.93	11.39	3,838.00-
2014	873,722.60	8,225.54-	8,225.54-	92,930.60	92,930.60	772,566.46	10.74	3,347.93-
2013	774,448.95	6,639.11-	6,639.11-	76,309.50	76,309.50	691,500.34	9.94	2,493.54-
2012	739,526.90	4,320.01-	4,320.01-	72,663.31	72,663.31	662,543.58	9.88	1,646.49-
2011	716,389.77	7,273.45-	7,273.45-	61,088.65	61,088.65	648,027.67	8.61	1,448.67-
2010	743,182.60	6,908.07-	6,908.07-	52,574.18	52,574.18	683,700.35	7.14	1,516.07-
2009	699,685.43	7,714.94-	7,714.94-	43,023.43	43,023.43	648,947.06	6.22	1,517.85-
2008	586,110.34	21,788.39-	21,788.39-	36,725.15	36,725.15	527,596.80	6.51	1,160.74-
2007	541,754.40	17,472.27-	17,472.27-	31,683.17	31,683.17	492,598.96	6.04	1,053.97-
2006	438,748.41	14,240.68-	14,240.68-	27,578.56	27,578.56	396,929.17	6.50	826.35-
2005	377,450.08	11,135.42-	11,135.42-	24,695.80	24,695.80	341,618.86	6.74	804.02-
2004	339,756.34	14,798.41-	14,798.41-	21,170.88	21,170.88	303,787.05	6.51	694.05-
2003	260,527.56	7,490.51-	7,490.51-	15,597.73	15,597.73	237,439.32	6.16	333.99-
2002	245,489.53	13,085.07-	13,085.07-	14,161.64	14,161.64	218,242.82	6.09	5,211.30-
2001	900,281.46	78,576.97-	78,576.97-	57,133.72	57,133.72	764,570.77	6.95	2,864.50-
****	296,917,114.13	1,766,281.65	1,766,281.65	263,370,686.59	263,370,686.59	35,312,709.19		67,804.21-
	ADJUSTMENT REFUNDS	1,628,611.85-	1,628,611.85-					

FISCAL START: 07/01/2022 END: 06/30/2023 JURISDICTION: 0001 HIDALGO COUNTY

	CERT TAXABLE VALUE	ADJUSTMENTS	ADJ TAX VALUE	TAX RATE	TAX LEVY	PAID ACCTS
CURRENT YEAR	47,276,003,593	403,657,719	47,679,661,312	00.575000	266,582,832.32	322,445

YEAR	TAXES DUE	MONTH ADJ	ADJUSTMENT YTD	LEVY PAID	PAID YTD	BALANCE	COLL %	YTD UNCOLL
2022	264,653,740.43	1,929,091.89	1,929,091.89	252,617,055.97	252,617,055.97	13,965,776.35	94.76	357.73-
2021	11,202,189.25	197,057.03-	197,057.03-	6,408,908.84	6,408,908.84	4,596,223.38	58.24	8,800.61-
2020	4,196,107.36	223,466.26	223,466.26	1,753,619.54	1,753,619.54	2,665,954.08	39.68	5,994.49-
2019	2,790,282.74	223,646.31	223,646.31	1,004,497.14	1,004,497.14	2,009,431.91	33.33	11,380.30-
2018	2,053,590.80	40,815.23-	40,815.23-	431,923.13	431,923.13	1,580,852.44	21.46	4,457.99-
2017	1,528,485.34	133,901.56-	133,901.56-	249,173.17	249,173.17	1,145,410.61	17.87	4,169.73-
2016	1,206,147.59	10,028.71-	10,028.71-	159,606.60	159,606.60	1,036,512.28	13.34	3,885.89-
2015	1,049,496.25	8,451.44-	8,451.44-	118,565.88	118,565.88	922,478.93	11.39	3,838.00-
2014	873,722.60	8,225.54-	8,225.54-	92,930.60	92,930.60	772,566.46	10.74	3,347.93-
2013	774,448.95	6,639.11-	6,639.11-	76,309.50	76,309.50	691,500.34	9.94	2,493.54-
2012	739,526.90	4,320.01-	4,320.01-	72,663.31	72,663.31	662,543.58	9.88	1,646.49-
2011	716,389.77	7,273.45-	7,273.45-	61,088.65	61,088.65	648,027.67	8.61	1,448.67-
2010	743,182.60	6,908.07-	6,908.07-	52,574.18	52,574.18	683,700.35	7.14	1,516.07-
2009	699,685.43	7,714.94-	7,714.94-	43,023.43	43,023.43	648,947.06	6.22	1,517.85-
2008	586,110.34	21,788.39-	21,788.39-	36,725.15	36,725.15	527,596.80	6.51	1,160.74-
2007	541,754.40	17,472.27-	17,472.27-	31,683.17	31,683.17	492,598.96	6.04	1,053.97-
2006	438,748.41	14,240.68-	14,240.68-	27,578.56	27,578.56	396,929.17	6.50	826.35-
2005	377,450.08	11,135.42-	11,135.42-	24,695.80	24,695.80	341,618.86	6.74	804.02-
2004	339,756.34	14,798.41-	14,798.41-	21,170.88	21,170.88	303,787.05	6.51	694.05-
2003	260,527.56	7,490.51-	7,490.51-	15,597.73	15,597.73	237,439.32	6.16	333.99-
2002	245,489.53	13,085.07-	13,085.07-	14,161.64	14,161.64	218,242.82	6.09	5,211.30-
2001	900,281.46	78,576.97-	78,576.97-	57,133.72	57,133.72	764,570.77	6.95	2,864.50-
****	296,917,114.13	1,766,281.65	1,766,281.65	263,370,686.59	263,370,686.59	35,312,709.19		67,804.21-
CURR	264,653,740.43	1,929,091.89	1,929,091.89	252,617,055.97	252,617,055.97	13,965,776.35		357.73-
DELO	32,263,373.70	162,810.24-	162,810.24-	10,753,630.62	10,753,630.62	21,346,932.84		67,446.48-

TAX COLLECTION SYSTEM
TAX COLLECTOR MONTHLY REPORT
FROM 07/01/2022 TO 06/30/2023

JURISDICTION: 0011 ROAD DISTRICT #02

	CERT TAXABLE VALUE	ADJUSTMENTS	ADJ TAX VALUE	TAX RATE	TAX LEVY	PAID ACCTS
CURRENT YEAR	0	11,700	11,700	0.000000	0.00	1

YEAR	TAXES DUE	MONTH ADJ	ADJUSTMENT YTD	LEVY PAID	PAID YTD	BALANCE	COLL %	YTD UNCOLL
2022	0.00	.00	0.00	0.00	0.00	0.00		0.00
2001	44.07	.00	0.00	5.52	5.52	38.55	12.53	0.00
****	44.07	.00	0.00	5.52	5.52	38.55		0.00

TAX COLLECTION SYSTEM
 TAX COLLECTOR MONTHLY REPORT
 FROM 07/01/2022 TO 06/30/2023

FISCAL START: 07/01/2022 END: 06/30/2023 JURISDICTION: 0011 ROAD DISTRICT #02

	CERT TAXABLE VALUE	ADJUSTMENTS	ADJ TAX VALUE	TAX RATE	TAX LEVY	PAID ACCTS
CURRENT YEAR	0	11,700	11,700	00.000000	0.00	1

YEAR	TAXES DUE	MONTH ADJ	ADJUSTMENT YTD	LEVY PAID	PAID YTD	BALANCE	COLL %	YTD UNCOLL
2022	0.00	.00	0.00	0.00	0.00	0.00		0.00
2001	44.07	.00	0.00	5.52	5.52	38.55	12.53	0.00
****	44.07	.00	0.00	5.52	5.52	38.55		0.00
CURR	0.00	.00	0.00	0.00	0.00	0.00		0.00
DELQ	44.07	.00	0.00	5.52	5.52	38.55		0.00

TAX COLLECTION SYSTEM
TAX COLLECTOR MONTHLY REPORT
FROM 07/01/2022 TO 06/30/2023

JURISDICTION: 0011 ROAD DISTRICT #02

	CERT TAXABLE VALUE	ADJUSTMENTS	ADJ TAX VALUE	TAX RATE	TAX LEVY	PAID ACCTS
CURRENT YEAR	0	11,700	11,700	0.000000	0.00	1

YEAR	TAXES DUE	MONTH ADJ	ADJUSTMENT YTD	LEVY PAID	PAID YTD	BALANCE	COLL %	YTD UNCOLL
2022	0.00	.00	0.00	0.00	0.00	0.00		0.00
2001	44.07	.00	0.00	5.52	5.52	38.55	12.53	0.00
****	44.07	.00	0.00	5.52	5.52	38.55		0.00

TAX COLLECTION SYSTEM
 TAX COLLECTOR MONTHLY REPORT
 FROM 07/01/2022 TO 06/30/2023

FISCAL START: 07/01/2022 END: 06/30/2023 JURISDICTION: 0011 ROAD DISTRICT #02

	CERT TAXABLE VALUE	ADJUSTMENTS	ADJ TAX VALUE	TAX RATE	TAX LEVY	PAID ACCTS
CURRENT YEAR	0	11,700	11,700	00.000000	0.00	1

YEAR	TAXES DUE	MONTH ADJ	ADJUSTMENT YTD	LEVY PAID	PAID YTD	BALANCE	COLL %	YTD UNCOLL
2022	0.00	.00	0.00	0.00	0.00	0.00		0.00
2001	44.07	.00	0.00	5.52	5.52	38.55	12.53	0.00
****	44.07	.00	0.00	5.52	5.52	38.55		0.00
CURR	0.00	.00	0.00	0.00	0.00	0.00		0.00
DELQ	44.07	.00	0.00	5.52	5.52	38.55		0.00

TAX COLLECTION SYSTEM
TAX COLLECTOR MONTHLY REPORT
FROM 07/01/2022 TO 06/30/2023

JURISDICTION: 0012 ROAD DIST #05

	CERT TAXABLE VALUE	ADJUSTMENTS	ADJ TAX VALUE	TAX RATE	TAX LEVY	PAID ACCTS
CURRENT YEAR	64,616,274	361,004	64,977,278	0.000000	0.00	24

YEAR	TAXES DUE	MONTH ADJ	ADJUSTMENT YTD	LEVY PAID	PAID YTD	BALANCE	COLL %	YTD UNCOLL
2022	0.00	.00	0.00	0.00	0.00	0.00		0.00
2001	4,513.08	264.64-	264.64-	71.29	71.29	4,177.15	1.68	0.00
****	4,513.08	264.64-	264.64-	71.29	71.29	4,177.15		0.00

TAX COLLECTION SYSTEM
 TAX COLLECTOR MONTHLY REPORT
 FROM 07/01/2022 TO 06/30/2023

FISCAL START: 07/01/2022 END: 06/30/2023 JURISDICTION: 0012 ROAD DIST #05

	CERT TAXABLE VALUE	ADJUSTMENTS	ADJ TAX VALUE	TAX RATE	TAX LEVY	PAID ACCTS
CURRENT YEAR	64,616,274	361,004	64,977,278	00.000000	0.00	24

YEAR	TAXES DUE	MONTH ADJ	ADJUSTMENT YTD	LEVY PAID	PAID YTD	BALANCE	COLL %	YTD UNCOLL
2022	0.00	.00	0.00	0.00	0.00	0.00		0.00
2001	4,513.08	264.64-	264.64-	71.29	71.29	4,177.15	1.68	0.00
****	4,513.08	264.64-	264.64-	71.29	71.29	4,177.15		0.00
CURR	0.00	.00	0.00	0.00	0.00	0.00		0.00
DELQ	4,513.08	264.64-	264.64-	71.29	71.29	4,177.15		0.00

TAX COLLECTION SYSTEM
TAX COLLECTOR MONTHLY REPORT
FROM 07/01/2022 TO 06/30/2023

JURISDICTION: 0012 ROAD DIST #05

	CERT TAXABLE VALUE	ADJUSTMENTS	ADJ TAX VALUE	TAX RATE	TAX LEVY	PAID ACCTS
CURRENT YEAR	64,616,274	361,004	64,977,278	0.000000	0.00	24

YEAR	TAXES DUE	MONTH ADJ	ADJUSTMENT YTD	LEVY PAID	PAID YTD	BALANCE	COLL %	YTD UNCOLL
2022	0.00	.00	0.00	0.00	0.00	0.00		0.00
2001	4,513.08	264.64-	264.64-	71.29	71.29	4,177.15	1.68	0.00
****	4,513.08	264.64-	264.64-	71.29	71.29	4,177.15		0.00

TAX COLLECTION SYSTEM
 TAX COLLECTOR MONTHLY REPORT
 FROM 07/01/2022 TO 06/30/2023

FISCAL START: 07/01/2022 END: 06/30/2023 JURISDICTION: 0012 ROAD DIST #05

	CERT TAXABLE VALUE	ADJUSTMENTS	ADJ TAX VALUE	TAX RATE	TAX LEVY	PAID ACCTS
CURRENT YEAR	64,616,274	361,004	64,977,278	00.000000	0.00	24

YEAR	TAXES DUE	MONTH ADJ	ADJUSTMENT YTD	LEVY PAID	PAID YTD	BALANCE	COLL %	YTD UNCOLL
2022	0.00	.00	0.00	0.00	0.00	0.00		0.00
2001	4,513.08	264.64-	264.64-	71.29	71.29	4,177.15	1.68	0.00
****	4,513.08	264.64-	264.64-	71.29	71.29	4,177.15		0.00
CURR	0.00	.00	0.00	0.00	0.00	0.00		0.00
DELQ	4,513.08	264.64-	264.64-	71.29	71.29	4,177.15		0.00

TAX COLLECTION SYSTEM
TAX COLLECTOR MONTHLY REPORT
FROM 07/01/2022 TO 06/30/2023

JURISDICTION: 0017 ROAD DISTRICT #15

	CERT TAXABLE VALUE	ADJUSTMENTS	ADJ TAX VALUE	TAX RATE	TAX LEVY	PAID ACCTS
CURRENT YEAR	0	6,860,508	6,860,508	0.000000	0.00	5

YEAR	TAXES DUE	MONTH ADJ	ADJUSTMENT YTD	LEVY PAID	PAID YTD	BALANCE	COLL %	YTD UNCOLL
2022	0.00	.00	0.00	0.00	0.00	0.00		0.00
2001	372.25	.88-	0.88-	1.57	1.57	369.80	.42	0.00
****	372.25	.88-	0.88-	1.57	1.57	369.80		0.00

TAX COLLECTION SYSTEM
 TAX COLLECTOR MONTHLY REPORT
 FROM 07/01/2022 TO 06/30/2023

FISCAL START: 07/01/2022 END: 06/30/2023 JURISDICTION: 0017 ROAD DISTRICT #15

	CERT TAXABLE VALUE	ADJUSTMENTS	ADJ TAX VALUE	TAX RATE	TAX LEVY	PAID ACCTS
CURRENT YEAR	0	6,860,508	6,860,508	00.000000	0.00	5

YEAR	TAXES DUE	MONTH ADJ	ADJUSTMENT YTD	LEVY PAID	PAID YTD	BALANCE	COLL %	YTD UNCOLL
2022	0.00	.00	0.00	0.00	0.00	0.00		0.00
2001	372.25	.88-	0.88-	1.57	1.57	369.80	.42	0.00
****	372.25	.88-	0.88-	1.57	1.57	369.80		0.00
CURR	0.00	.00	0.00	0.00	0.00	0.00		0.00
DELQ	372.25	.88-	0.88-	1.57	1.57	369.80		0.00

TAX COLLECTION SYSTEM
TAX COLLECTOR MONTHLY REPORT
FROM 07/01/2022 TO 06/30/2023

JURISDICTION: 0017 ROAD DISTRICT #15

	CERT TAXABLE VALUE	ADJUSTMENTS	ADJ TAX VALUE	TAX RATE	TAX LEVY	PAID ACCTS
CURRENT YEAR	0	6,860,508	6,860,508	0.000000	0.00	5

YEAR	TAXES DUE	MONTH ADJ	ADJUSTMENT YTD	LEVY PAID	PAID YTD	BALANCE	COLL %	YTD UNCOLL
2022	0.00	.00	0.00	0.00	0.00	0.00		0.00
2001	372.25	.88-	0.88-	1.57	1.57	369.80	.42	0.00
****	372.25	.88-	0.88-	1.57	1.57	369.80		0.00

TAX COLLECTION SYSTEM
 TAX COLLECTOR MONTHLY REPORT
 FROM 07/01/2022 TO 06/30/2023

FISCAL START: 07/01/2022 END: 06/30/2023 JURISDICTION: 0017 ROAD DISTRICT #15

	CERT TAXABLE VALUE	ADJUSTMENTS	ADJ TAX VALUE	TAX RATE	TAX LEVY	PAID ACCTS
CURRENT YEAR	0	6,860,508	6,860,508	00.000000	0.00	5

YEAR	TAXES DUE	MONTH ADJ	ADJUSTMENT YTD	LEVY PAID	PAID YTD	BALANCE	COLL %	YTD UNCOLL
2022	0.00	.00	0.00	0.00	0.00	0.00		0.00
2001	372.25	.88-	0.88-	1.57	1.57	369.80	.42	0.00
****	372.25	.88-	0.88-	1.57	1.57	369.80		0.00
CURR	0.00	.00	0.00	0.00	0.00	0.00		0.00
DELQ	372.25	.88-	0.88-	1.57	1.57	369.80		0.00

TAX COLLECTION SYSTEM
TAX COLLECTOR MONTHLY REPORT
FROM 07/01/2022 TO 06/30/2023

JURISDICTION: 0095 STATE OF TEXAS

	CERT TAXABLE VALUE	ADJUSTMENTS	ADJ TAX VALUE	TAX RATE	TAX LEVY	PAID ACCTS
CURRENT YEAR	0	0	0	0.000000	5.12	0

YEAR	TAXES DUE	MONTH ADJ	ADJUSTMENT YTD	LEVY PAID	PAID YTD	BALANCE	COLL %	YTD UNCOLL
2001	5.12	.00	0.00	0.00	0.00	5.12		0.00
****	5.12	.00	0.00	0.00	0.00	5.12		0.00

TAX COLLECTION SYSTEM
 TAX COLLECTOR MONTHLY REPORT
 FROM 07/01/2022 TO 06/30/2023

FISCAL START: 07/01/2022 END: 06/30/2023 JURISDICTION: 0095 STATE OF TEXAS

	CERT TAXABLE VALUE	ADJUSTMENTS	ADJ TAX VALUE	TAX RATE	TAX LEVY	PAID ACCTS
CURRENT YEAR	0	0	0 0	00.000000	0.00	0

YEAR	TAXES DUE	MONTH ADJ	ADJUSTMENT YTD	LEVY PAID	PAID YTD	BALANCE	COLL %	YTD UNCOLL
2001	5.12	.00	0.00	0.00	0.00	5.12		0.00
****	5.12	.00	0.00	0.00	0.00	5.12		0.00
CURR	0.00	.00	0.00	0.00	0.00	0.00		0.00
DELO	5.12	.00	0.00	0.00	0.00	5.12		0.00

TAX COLLECTION SYSTEM
TAX COLLECTOR MONTHLY REPORT
FROM 07/01/2022 TO 06/30/2023

JURISDICTION: 0095 STATE OF TEXAS

	CERT TAXABLE VALUE	ADJUSTMENTS	ADJ TAX VALUE	TAX RATE	TAX LEVY	PAID ACCTS
CURRENT YEAR	0	0	0	0.000000	5.12	0

YEAR	TAXES DUE	MONTH ADJ	ADJUSTMENT YTD	LEVY PAID	PAID YTD	BALANCE	COLL %	YTD UNCOLL
2001	5.12	.00	0.00	0.00	0.00	5.12		0.00
****	5.12	.00	0.00	0.00	0.00	5.12		0.00

TAX COLLECTION SYSTEM
 TAX COLLECTOR MONTHLY REPORT
 FROM 07/01/2022 TO 06/30/2023

FISCAL START: 07/01/2022 END: 06/30/2023 JURISDICTION: 0095 STATE OF TEXAS

	CERT TAXABLE VALUE	ADJUSTMENTS	ADJ TAX VALUE	TAX RATE	TAX LEVY	PAID ACCTS
CURRENT YEAR	0	0	0 0	00.000000	0.00	0

YEAR	TAXES DUE	MONTH ADJ	ADJUSTMENT YTD	LEVY PAID	PAID YTD	BALANCE	COLL %	YTD UNCOLL
2001	5.12	.00	0.00	0.00	0.00	5.12		0.00
****	5.12	.00	0.00	0.00	0.00	5.12		0.00
CURR	0.00	.00	0.00	0.00	0.00	0.00		0.00
DELO	5.12	.00	0.00	0.00	0.00	5.12		0.00

PART 5

REMITTANCES

02/10/2023 20:26:23 4209358
 TC298-D SELECTION: DEPOSIT
 RECEIPT DATE: ALL
 LOCATION: ALL

TAX COLLECTION SYSTEM
 DEPOSIT DISTRIBUTION
 FROM: 02/11/2023 THRU 02/11/2023
 JURISDICTION: 0001 HIDALGO COUNTY

PAGE: 1
 INCLUDES AG ROLLBACK

YEAR	FUND	TAX RATE	LEVY PAID	DISCOUNT GIVEN	PENALTY INTEREST	TIF AMOUNT	DISBURSE TOTAL	ATTORNEY	OTHER FEES	REFUND AMOUNT	PAYMENT AMOUNT
2022	M & O	.517200	1,468,261.30	.00	256,967.97	.00	1,725,229.27	.00	.00	.00	1,725,229.27
	I & S	.057800	164,086.48	.00	28,717.63	.00	192,804.11	.00	.00	.00	192,804.11
	TOTAL	.575000	1,632,347.78	.00	285,685.60	.00	1,918,033.38	.00	.00	.00	1,918,033.38
ALL	M & O		1,468,261.30	.00	256,967.97	.00	1,725,229.27	.00	.00	.00	1,725,229.27
ALL	I & S		164,086.48	.00	28,717.63	.00	192,804.11	.00	.00	.00	192,804.11
ALL	TOTAL		1,632,347.78	.00	285,685.60	.00	1,918,033.38	.00	.00	.00	1,918,033.38
DLQ	M & O		.00	.00	.00	.00	.00	.00	.00	.00	.00
DLQ	I & S		.00	.00	.00	.00	.00	.00	.00	.00	.00
DLQ	TOTAL		.00	.00	.00	.00	.00	.00	.00	.00	.00
CURR	M & O		1,468,261.30	.00	256,967.97	.00	1,725,229.27	.00	.00	.00	1,725,229.27
CURR	I & S		164,086.48	.00	28,717.63	.00	192,804.11	.00	.00	.00	192,804.11
CURR	TOTAL		1,632,347.78	.00	285,685.60	.00	1,918,033.38	.00	.00	.00	1,918,033.38