



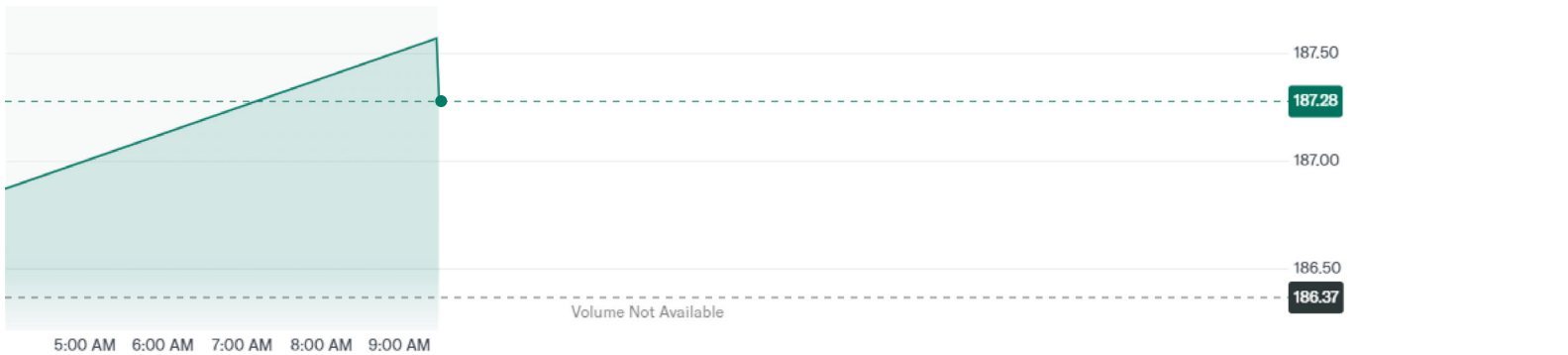
NasdaqGS - Nasdaq Real Time Price • USD

Insight Enterprises, Inc. (NSIT) ☆ Follow

187.28 +0.91 (+0.49%)

As of 9:30 AM EDT. Market Open.

▲ Mountain ▾



1D 5D 3M 6M YTD 1Y 5Y All

| | | | |
|----------------|-----------------|--------------------------|----------------------------|
| Previous Close | 186.37 | Market Cap (intraday) | 6.094B |
| Open | 187.28 | Beta (5Y Monthly) | 1.51 |
| Bid | 185.92 x 100 | PE Ratio (TTM) | 24.81 |
| Ask | 188.67 x 200 | EPS (TTM) | 7.55 |
| Day's Range | 187.28 - 187.28 | Earnings Date | Apr 30, 2024 - May 6, 2024 |
| 52 Week Range | 117.99 - 194.57 | Forward Dividend & Yield | - |
| Volume | 1,530 | Ex-Dividend Date | - |
| Avg. Volume | 250,898 | 1y Target Est | 190.33 |

Insight Enterprises, Inc. Overview - Electronics & Computer Distribution / Technology

Insight Enterprises, Inc., together with its subsidiaries, provides information technology, hardware, software, and services in the United States and internationally. The company offers modern platforms/infrastructure that manages and supports cloud and data platforms, modern networks, and edge technologies; cybersecurity solutions automates and connects modern platform security, data and artificial intelligence modernizes data platforms and architectures, and build data analytics and AI solutions; modern workplace and apps; and intelligent edge solutions that gathers and utilizes data for real-time decision making. It also provides software maintenance solutions that offers clients to obtain software upgrades,...

Recent News: NSIT

[www.insight.com](#)
Insight Named NVIDIA's 2024 Americas Software Partner of the Year
 Business Wire • 21 days ago
 14,437 Full Time Employees
 Technology

December 31
Fiscal Year Ends



Electronics & Computer Distribution

Sector

Industry

Those who invested in Insight Enterprises (NASDAQ:NSIT) five years ago are up 235%

Simply Wall St. • 21 days ago

More about Insight Enterprises, Inc.



Insight Recognized as One of Barron's 100 Most Sustainable Companies for 2024

Business Wire • last month



Insight to Present at Raymond James 45th Annual Institutional Investors Conference

Business Wire • last month

Insight Enterprises, Inc. (NASDAQ:NSIT) Shares Could Be 41% Below Their Intrinsic Value Estimate

Simply Wall St. • last month




Insight Enterprises Inc Chief Accounting Officer Sells Company Shares

GuruFocus.com • last month



Insight Enterprises (NSIT) Q4 Earnings: Taking a Look at Key Metrics Versus Estimates

Zacks • last month




Insight Enterprises, Inc. (NASDAQ:NSIT) Q4 2023 Earnings Call Transcript

Insider Monkey • last month



Insight Enterprises Inc (NSIT) Achieves Record Gross Margin Amidst Sales Decline

GuruFocus.com • last month



Insight Enterprises, Inc. Reports Fourth Quarter and Full Year Results

Business Wire • last month

Insight Enterprises (NSIT) Earnings Expected to Grow: What to Know Ahead of Next Week's Release

Zacks • last month



Insight Signs New Microsoft Global Strategic Partnership Framework Agreement to Accelerate Cloud Growth

Business Wire • 2 months ago



View More →

Performance Overview: NSIT

Trailing total returns as of 4/9/2024, which may include dividends or other distributions. Benchmark is [S&P 500](#).

YTD Return

NSIT

1-Year Return

NSIT

+ 5.69%
S&P 500
+ 9.42%

+ 30.62%
S&P 500
+ 27.14%

3-Year Return

NSIT
+ 92.08%
S&P 500
+ 27.39%

5-Year Return

NSIT
+ 226.90%
S&P 500
+ 80.24%

Compare To: NSIT

Compare

Select to analyze similar companies using key performance metrics; select up to 4 stocks.

NSIT

Insight Enterprises, I...
187.28 +0.49%

Mkt Cap 6.094B
Industry Electronics & Computer...

CNXN

PC Connection, Inc.
65.38 0.00%

Mkt Cap 1.724B
Industry Electronics & Computer...

ARW

Arrow Electronics, Inc.
128.04 +0.42%

Mkt Cap 6.911B
Industry Electronics & Computer...

SCSC

ScanSource, Inc.
42.06 +0.82%

Mkt Cap 1.059B
Industry Electronics & Computer...

SNX

TD SYNEX Corporat...
116.45 -0.41%

Mkt Cap 10.112B
Industry Electronics & Computer...

AVT

Avnet, Inc.
49.00 +0.64%

Mkt Cap
Industry Electronics & Computer...

Statistics: NSIT

Valuation Measures

Current Quarterly Annual

As of 4/8/2024

| | |
|--------------------------|-------|
| Market Cap | 6.07B |
| Enterprise Value | 6.74B |
| Trailing P/E | 24.69 |
| Forward P/E | 17.51 |
| PEG Ratio (5yr expected) | 1.35 |
| Price/Sales (ttm) | 0.76 |
| Price/Book (mrq) | 3.50 |
| Enterprise Value/Revenue | 0.73 |
| Enterprise Value/EBITDA | 14.00 |

Financial Highlights

Profitability and Income Statement

| | |
|--------------------------------|---------|
| Profit Margin | 3.07% |
| Return on Assets (ttm) | 4.75% |
| Return on Equity (ttm) | 16.68% |
| Revenue (ttm) | 9.18B |
| Net Income Avi to Common (ttm) | 281.31M |
| Diluted EPS (ttm) | 7.55 |

Balance Sheet and Cash Flow

| | |
|------------------------------|---------|
| Total Cash (mrq) | 268.73M |
| Total Debt/Equity (mrq) | 72.82% |
| Levered Free Cash Flow (ttm) | 549.9M |

View More →

Research Analysis: NSIT

Analyst Price Targets

190.33
Average

170.00
Low

211.00
High

187.28
Current

Fair Value

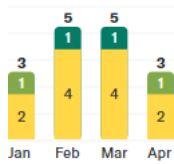


% Return

Near Fair Value

187.28
Current

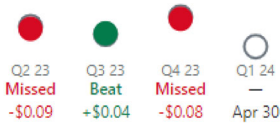
Analyst Recommendations



- Strong Buy
- Buy
- Hold
- Underperform
- Sell

Earnings

○ Consensus EPS



[View More](#) →

Research Reports: NSIT

NSIT: What does Argus have to say abo...

INSIGHT ENTERPRISES INC has an...

Rating: **NEUTRAL** | Price Target:

Argus • 6 days ago

NSIT: Lowering target price to \$192.00

INSIGHT ENTERPRISES INC has an...

Rating: **NEUTRAL** | Price Target:

Argus • 13 days ago

NSIT: Lowering target price to \$193.00

INSIGHT ENTERPRISES INC has an...

Rating: **NEUTRAL** | Price Target:

Argus • 20 days ago

NSIT: What does Argus have to say abo...

INSIGHT ENTERPRISES INC has an...

Rating: **NEUTRAL** | Price Target:

Argus • 27 days ago

[View More](#) →

People Also Watch

SCSC

ScanSource, Inc.
42.06 +0.82%

EXLS

ExlService Holdings, Inc.
30.21 +0.83%

CNXN

PC Connection, Inc.
65.38 0.00%

PLUS

ePlus inc.
78.55 +1.02%

SPSC

SPS Commerce, Inc.
179.80 +1.52%

PLXS

Plexus Corp.
97.29 +1.05%

CSGS

CSG Systems Internati...
49.71 +0.59%

IPAR

Inter Parfums, Inc.
133.15 +0.60%

LFUS

Littelfuse, Inc.
237.40 +0.00%



Copyright © 2024 Yahoo.
All rights reserved.



POPULAR QUOTES

Dow Jones
S&P 500
DAX Index
Nvidia
Tesla
DJT

EXPLORE MORE

Mortgages
Credit Cards
Sectors
Crypto Heatmap
Biden Economy
Financial News

ABOUT

Data Disclaimer
Help
Suggestions
Sitemap
What's New