

**BREAKING NEWS** Fed holds rates steady, Powell says September cut 'on the table'

NasdaqGS - Nasdaq Real Time Price • USD

**Insight Enterprises, Inc. (NSIT)** ☆ Follow ↔ Compare

**225.00** +0.75 (+0.33%)

As of 3:03 PM EDT. Market Open.



Previous Close	224.25	Market Cap (intraday)	7.42B
Open	225.95	Beta (5Y Monthly)	1.49
Bid	227.04 x 100	PE Ratio (TTM)	28.63
Ask	228.40 x 100	EPS (TTM)	7.96
Day's Range	221.68 - 228.07	Earnings Date	Aug 1, 2024
52 Week Range	131.59 - 228.07	Forward Dividend & Yield	--
Volume	136,466	Ex-Dividend Date	--
Avg. Volume	193,519	1y Target Est	213.33

▼ **Insight Enterprises, Inc. Overview** - Electronics & Computer Distribution / Technology

Insight Enterprises, Inc., together with its subsidiaries, provides information technology, hardware, software, and services in the United States and internationally. The company offers modern platforms/infrastructure that manages and supports cloud and data platforms, modern networks, and edge technologies; cybersecurity solutions automates and connects modern platform security, data and artificial intelligence modernizes data platforms and architectures, and build data analytics and AI solutions; modern workplace and apps; and intelligent edge solutions that gathers and utilizes data for real-time decision making. It also provides software maintenance solutions that offers clients to obtain software upgrades,...

[All News](#) [Press Releases](#) [SEC Filings](#)

[v.insight.com](#)

---


**Insight Enterprises, Inc. to Report Second Quarter 2024 Financial Results on August 1, 2024**


Business Wire • 12 days ago December 31  
 Full Time Employees Fiscal Year Ends


---

**Technology** **Electronics & Computer Distribution**  
 Sector Industry

**When Should You Buy Insight Enterprises, Inc. (NASDAQ:NSIT)?**

Simply Wall St. • last month   
[More about Insight Enterprises, Inc.](#)

**New Insight Service Accelerates Data Analytics Adoption with Microsoft Fabric**  
 Business Wire • last month 

**Insight Enterprises Inc (NSIT) President, EMEA Adrian Gregory Sells 2,750 Shares**  
 GuruFocus.com • last month 

**Insight to Present at Stifel 2024 Cross Sector Conference**

### Here's Why We Think Insight Enterprises (NASDAQ:NSIT) Is Well Worth Watching

Simply Wall St. • 2 months ago



sight

### Insight Works with Microsoft, Qualcomm as Early Provider of Next-Generation AI PCs

Business Wire • 2 months ago

### Insight Enterprises Inc (NSIT) Director Catherine Courage Sells 3,585 Shares

GuruFocus.com • 2 months ago



### Insight Enterprises, Inc. Announces Pricing of \$500 Million Offering of Senior Notes

Business Wire • 2 months ago

### Insight Enterprises, Inc. Announces Proposed \$500 Million Offering of Senior Notes

Business Wire • 2 months ago

### Insight to Present at J.P. Morgan 52nd Annual Global Technology, Media and Communications Conference

Business Wire • 2 months ago

### Flight Attendant Shows How To Fly Business Class For The Price of Economy

Americans, you'll want to check this out ASAP

Ad • Online Shopping Tools

**View More** →

## Performance Overview: NSIT

Trailing total returns as of 7/31/2024, which may include dividends or other distributions. Benchmark is S&P 500.

#### YTD Return

NSIT  
**+ 28.63%**  
S&P 500  
**+ 16.36%**

#### 1-Year Return

NSIT  
**+ 57.26%**  
S&P 500  
**+ 21.13%**

#### 3-Year Return

NSIT  
**+ 127.06%**  
S&P 500  
**+ 26.28%**

#### 5-Year Return

NSIT  
**+ 314.32%**  
S&P 500  
**+ 84.20%**

## Compare To: NSIT

Compare

Select to analyze similar companies using key performance metrics; select up to 4 stocks.

**NSIT**  
Insight Enterprises, I...  
**227.92 +1.64%**



Mkt Cap 7.42B  
Industry Electronics & Computer...

**SNX**  
TD SYNEX Corporat...  
**120.05 +1.59%**



Mkt Cap 10.259B  
Industry Electronics & Computer...

**CNXN**  
PC Connection, Inc.  
**72.52 +3.04%**



Mkt Cap 1.912B  
Industry Electronics & Computer...

**ARW**  
Arrow Electronics, Inc.  
**126.22 +2.17%**



Mkt Cap 6.719B  
Industry Electronics & Computer...

**SCSC**  
ScanSource, Inc.  
**53.12 +4.39%**



Mkt Cap 1.312B  
Industry Electronics & Computer...

**6638.T**  
Mimaki Engineering ...  
**1,706.00 +3.83%**

Mkt Cap  
Industry Electronics & Computer...

## Statistics: NSIT

### Valuation Measures

Current Quarterly Annual

Market Cap	7.30B
Enterprise Value	8.03B
Trailing P/E	28.19
Forward P/E	22.08
PEG Ratio (5yr expected)	1.84
Price/Sales (ttm)	0.91
Price/Book (mrq)	4.16
Enterprise Value/Revenue	0.87
Enterprise Value/EBITDA	15.65

### Financial Highlights

#### Profitability and Income Statement


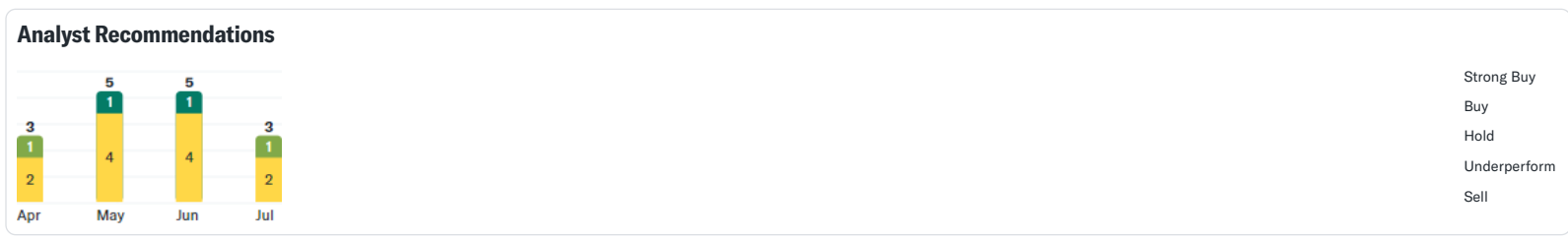
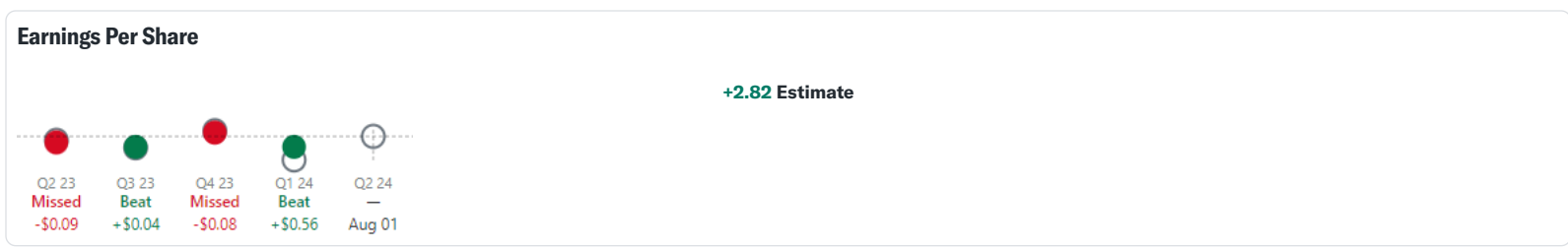
Profit Margin	3.23%
Return on Assets (ttm)	4.94%
Return on Equity (ttm)	17.92%
Revenue (ttm)	9.23B
Net Income Avi to Common (ttm)	298.36M
Diluted EPS (ttm)	7.96

#### Balance Sheet and Cash Flow

Total Cash (mrq)	379.11M
Total Debt/Equity (mrq)	63.15%
Levered Free Cash Flow (ttm)	646.42M

[View More →](#)

## Research Analysis: NSIT



[View More →](#)

## Company Insights: NSIT

**Fair Value** (i)

227.92  
Current

### Dividend Score



NSIT

0  
Low

Sector Avg.

100  
High

### Hiring Score



NSIT

0  
Low

Sector Avg.

100  
High

### Insider Sentiment Score



NSIT

0  
Low

Sector Avg.

100  
High

## Research Reports: NSIT

#### Raising target price to \$234.00

INSIGHT ENTERPRISES INC has an...

Rating: Price Target:

Argus • 7 days ago

#### Raising target price to \$229.00

INSIGHT ENTERPRISES INC has an...

Rating: Price Target:

Argus • 14 days ago

#### Lowering target price to \$205.00

INSIGHT ENTERPRISES INC has an...

Rating: Price Target:

Argus • 21 days ago

#### Raising target price to \$210.00

INSIGHT ENTERPRISES INC has an...

Rating: Price Target:

Argus • 28 days ago

[View More](#) →

## People Also Watch

**SCSC**

ScanSource, Inc.  
53.12 +4.39%

**EXLS**

ExlService Holdings, Inc.  
35.66 +1.14%

**CNXN**

PC Connection, Inc.  
72.52 +3.04%

**SPSC**

SPS Commerce, Inc.  
217.99 +4.94%

**PLUS**

ePlus inc.  
93.48 +2.25%

**PLXS**

Plexus Corp.  
129.48 +3.48%

**CSGS**

CSG Systems Internati...  
47.60 +1.67%

**LFUS**

Littelfuse, Inc.  
273.69 +5.84%

**IPAR**

Inter Parfu...  
143.34 +

**yahoo!finance**

Copyright © 2024 Yahoo.  
All rights reserved.

#### POPULAR QUOTES

Dow Jones  
S&P 500  
DAX Index  
Nvidia  
Tesla  
DJT

#### EXPLORE MORE

Mortgages  
Credit Cards  
Sectors  
Crypto Heatmap  
Biden Economy  
Financial News

#### ABOUT

Data Disclaimer  
Help  
Feedback  
Sitemap  
What's New  
Premium Plans

