

NYSE - Nasdaq Real Time Price - USD

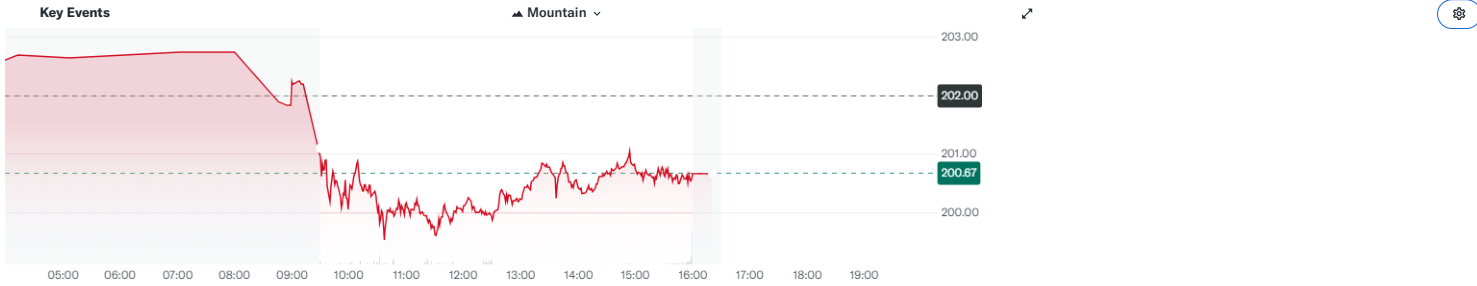
Republic Services, Inc. (RSG) [☆ Follow](#) [↔ Compare](#)

200.67 -1.23 (-0.61%)

At close: 4:00 PM EDT

200.00 -0.67 (-0.33%)

After hours: 4:31 PM EDT



1D 5D 3M 6M YTD 1Y 5Y All

Previous Close	201.90
Open	200.94
Bid	200.00 x 900
Ask	203.66 x 800
Day's Range	199.53 - 201.14
52 Week Range	141.80 - 208.69
Volume	813,539
Avg. Volume	1,076,735

Market Cap (intraday)	63.024B
Beta (5Y Monthly)	0.70
PE Ratio (TTM)	33.56
EPS (TTM)	5.98
Earnings Date	Oct 29, 2024
Forward Dividend & Yield	2.32 (1.15%)
Ex-Dividend Date	Oct 2, 2024
1y Target Est	216.55

Republic Services, Inc. Overview - Waste Management / Industrials

Republic Services, Inc., together with its subsidiaries, offers environmental services in the United States and Canada. It is involved in the collection and processing of recyclable, solid waste, and industrial waste materials; transportation and disposal of non-hazardous and hazardous waste streams; and other environmental solutions. Its residential collection services include curbside collection of material for transport to transfer stations, landfills, recycling centers, and organics processing facilities; supply of recycling and waste containers; and renting of compactors. The company also engages in the processing and sale of old corrugated containers, old newsprint, aluminum, glass, and other materials; and provision of landfill services. It serves small-container, large-container, and residential customers. The company was incorporated in 1996 and is based in Phoenix, Arizona.

www.republicservices.com

41,000 Full Time Employees	December 31 Fiscal Year Ends
Industrials Sector	Waste Management Industry

[More about Republic Services, Inc.](#)

Recent News: RSG

All News Press Releases SEC Filings

- Republic Services Insiders Sold US\$2.9m Of Shares Suggesting Hesitancy**
Simply Wall St. • yesterday
- Q2 Earnings Recap: Clean Harbors (NYSE:CLH) Tops Waste Management Stocks**
StockStory • yesterday
- Ameresco, Republic Services and PG&E Celebrate the Opening of California's Largest Landfill Gas to Renewable Natural Gas Plant**
Business Wire • 2 days ago
- Republic Services Launches Circularity Index to Help Businesses Improve Sustainable Practices**
PR Newswire • 2 days ago
- Zacks Industry Outlook Highlights Republic Services, Clean Harbors and Aris Water Solutions**
Zacks • 4 days ago
- Blue Polymers Breaks Ground on Recycled Plastics Plant**
IEN • 7 days ago
- Are Business Services Stocks Lagging Nomura Research Institute (NRILY) This Year?**
Zacks • 7 days ago
- Is Republic Services, Inc. (RSG) the Best Low Beta Stock to Buy Now?**
Insider Monkey • 8 days ago
- Blue Polymers Breaks Ground on Recycled Plastics Production Facility in Buckeye, Arizona**
PR Newswire • 9 days ago
- Republic Services (RSG) Upgraded to Buy: What Does It Mean for the Stock?**
Zacks • 10 days ago

Is This The Most Undervalued NASDAQ Stock?

Every now and then, a biotech stock releases remarkable data that signals a major breakthrough. 6 separate analysts agree, this stock has over 400% upside potential

Ad · USA News Group

[View More →](#)

Research Reports: RSG

Argus · last month

Republic Services, Inc.: Raising price target to \$225

Rating: Price Target:

Morningstar · last month

Republic Services, Inc.: Margin Expansion Continues for Wide-Moat Republic Services

Rating: Price Target:

[View More →](#)

Performance Overview: RSG

Trailing total returns as of 10/4/2024, which may include dividends or other distributions. Benchmark is [S&P 500](#).

YTD Return	1-Year Return
RSG + 22.72%	RSG + 42.48%
S&P 500 + 20.57%	S&P 500 + 35.98%
3-Year Return	5-Year Return
RSG + 73.01%	RSG + 154.51%
S&P 500 + 31.99%	S&P 500 + 97.59%

Compare To: RSG

[Compare](#)

Select to analyze similar companies using key performance metrics; select up to 4 stocks.

RSG	CLH	WCN	WM	SRCL	GFL	CWST	MEG
Republic Services, Inc. 200.67 -0.61%	Clean Harbors, Inc. 245.79 +0.90%	Waste Connections, L... 176.41 -0.95%	Waste Management, L... 208.09 -0.48%	Stericycle, Inc. 61.00 -0.11%	GFL Environmental Inc. 40.65 +2.26%	Casella Waste Syste... 98.95 -0.30%	Montrose 22.55
Mkt Cap: 63.024B	Mkt Cap: 13.266B	Mkt Cap: 45.51B	Mkt Cap: 83.51B	Mkt Cap: 5.663B	Mkt Cap: 15.957B	Mkt Cap: 6.264B	Mkt Cap
Industry: Waste Management	Industry: Waste Management	Industry: Waste Management	Industry: Waste Management	Industry: Waste Management	Industry: Waste Management	Industry: Waste Management	Industry

Statistics: RSG

Valuation Measures

Current Quarterly Annual

As of 10/3/2024

Market Cap	63.41B
Enterprise Value	76.12B
Trailing P/E	33.82
Forward P/E	29.50
PEG Ratio (5yr expected)	3.32
Price/Sales (ttm)	4.10
Price/Book (mrq)	5.76
Enterprise Value/Revenue	4.89
Enterprise Value/EBITDA	16.67

Financial Highlights

Profitability and Income Statement

Profit Margin	12.11%
Return on Assets (ttm)	6.10%
Return on Equity (ttm)	17.78%
Revenue (ttm)	15.57B
Net Income Avi to Common (ttm)	1.89B

Diluted EPS (ttm)

5.98

Balance Sheet and Cash Flow

Total Cash (mrq)

490.6M

Total Debt/Equity (mrq)

119.95%

Levered Free Cash Flow (ttm)


1.65B

[View More →](#)

Research Analysis: RSG

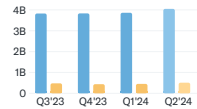
Earnings Per Share

+1.62 Estimate

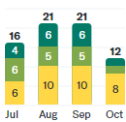


Revenue vs. Earnings

Revenue 4.05B Earnings 511.5M




Analyst Recommendations



Strong Buy
Buy
Hold
Underperform
Sell

Analyst Price Targets



[View More →](#)

Company Insights: RSG

Fair Value



200.67 Current

Dividend Score

0 Low

RSG

Sector Avg.

100 High

Hiring Score

0 Low

RSG

Sector Avg.

100 High

Insider Sentiment Score

0 Low

RSG

Sector Avg.

100 High

People Also Watch

- WCN** Waste Connections, Inc. 176.41 -0.95%
- ROP** Roper Technologies, Inc. 544.86 -0.74%
- RHI** Robert Half Inc. 66.62 +0.21%
- PH** Parker-Hannifin Corpo... 630.68 +0.70%
- XYL** Xylem Inc. 133.47 +0.31%
- AME** AMETEK, Inc. 170.11 +0.60%
- ROK** Rockwell Automation, L... 267.01 +0.77%
- ROL** Rollins, Inc. 49.82 +0.18%
- WM** Waste Management, Inc. 208.09 -0.48%
- SNA** Snap-on Incorporated 286.74 -0.68%
- MAS** Masco C 82.37



Copyright © 2024 Yahoo.
All rights reserved.



POPULAR QUOTES

Dow Jones
S&P 500
DAX Index
Nvidia
Tesla
DJT

EXPLORE MORE

Mortgages
Credit Cards
Sectors
Crypto Heatmap
Biden Economy
Financial News

ABOUT

Data Disclaimer
Help
Feedback
Sitemap
Licensing
What's New
About Our Ads
Premium Plans