

NYSE - Delayed Quote - USD

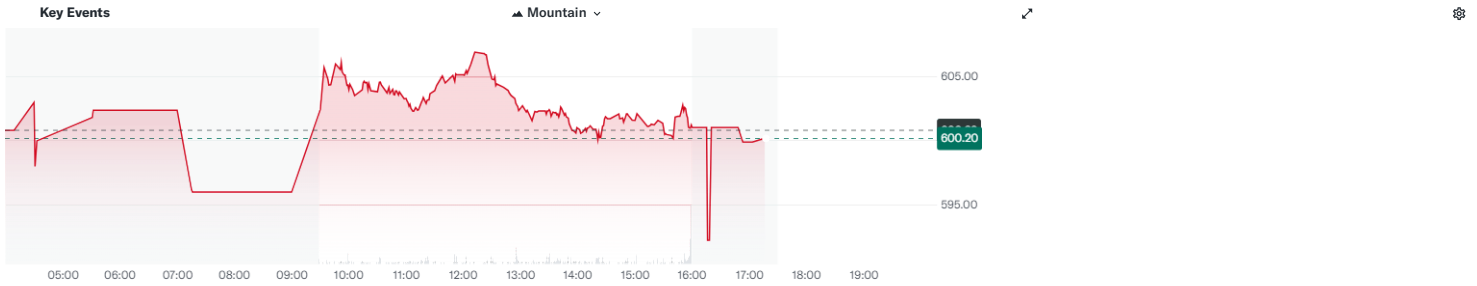
Tyler Technologies, Inc. (TYL) [☆ Follow](#) [↔ Compare](#)

601.05 +1.36 (+0.23%)

At close: 4:00 PM EDT

600.20 -0.85 (-0.14%)

After hours: 5:29 PM EDT



1D 5D 3M 6M YTD 1Y 5Y All

Previous Close 599.69	Market Cap (intraday) 25.648B
Open 602.45	Beta (5Y Monthly) 0.78
Bid 600.87 x 1000	PE Ratio (TTM) 123.67
Ask 602.17 x 1000	EPS (TTM) 4.86
Day's Range 600.04 - 606.93	Earnings Date Oct 23, 2024
52 Week Range 361.16 - 606.93	Forward Dividend & Yield --
Volume 253,111	Ex-Dividend Date Jan 31, 1990
Avg. Volume 241,462	1y Target Est 608.56

▼ Tyler Technologies, Inc. Overview - Software - Application / Technology

Tyler Technologies, Inc. provides integrated information management solutions and services for the public sector. It operates in two segments, Enterprise Software and Platform Technologies. The company offers platform and transformative technology solutions, including cybersecurity for government agencies; data and insights solutions; digital solutions that helps workers and policymakers to share, communicate, and leverage data; payments solutions, such as billing, presentment, merchant onboarding, collections, reconciliation, and disbursements; platform technologies, an application development platform that enables government workers to build solutions and applications; and outdoor recreation solutions, including campsite reservations, activity registrations, licensing sales and renewals, and real-time data for conservation and park management. It also provides public administration solutions, such as civic services;...

www.tylertech.com

7,360 Full Time Employees

December 31 Fiscal Year Ends

Technology Sector

Software - Application Industry

[More about Tyler Technologies, Inc.](#)

Recent News: TYL

All News Press Releases SEC Filings

Tyler Technologies to Enhance Court Case Accessibility and Efficiency for the Commonwealth of Kentucky
Business Wire • 8 hours ago



Tyler Clientele Expands With Inspection Modernization Deal From ADLL
Zacks • 4 days ago



Tyler Technologies Schedules Third Quarter 2024 Earnings Conference Call and Webcast
Business Wire • 5 days ago



Arkansas Department of Labor and Licensing Selects Tyler Technologies' Augmented Field Operations Solution
Business Wire • 7 days ago



Zacks Industry Outlook MSCI, Cognizant, Tyler and Guidewire
Zacks • 8 days ago



4 Stocks to Watch From the Thriving Business-Software Services Industry
Zacks • 11 days ago



Tyler Rises 39.6% Year to Date: Should Investors Buy the Stock?
Zacks • 14 days ago



Tyler Shifts Clients to New EEO Solution: What Should Investors Do?
Zacks • 18 days ago



Tyler Technologies Announces Significant Migrations to Its Equal Employment Opportunity Case Management Software
Business Wire • 19 days ago



All You Need to Know About Tyler Technologies (TYL) Rating Upgrade to Buy
Zacks • 21 days ago



NVIDIA's New Silent Partner Could be the Next Superstar

Nvidia is turning its attention to a new phase of the AI boom. And the world's leading AI company is leaning on three silent partners to pull it off. These could be the next AI superstars.

Ad · Weiss Ratings

[Learn More](#)

[View More →](#)

Research Reports: TYL

Argus · 6 days ago

Tyler Technologies, Inc.: Raising target price to \$624.00

Rating: Price Target:

Argus · 13 days ago

Tyler Technologies, Inc.: Lowering target price to \$608.00

Rating: Price Target:

[View More →](#)

Performance Overview: TYL

Trailing total returns as of 10/15/2024, which may include dividends or other distributions. Benchmark is [S&P 500](#).

YTD Return	1-Year Return	3-Year Return	5-Year Return
TYL + 43.75% S&P 500 + 21.92%	TYL + 60.21% S&P 500 + 34.37%	TYL + 20.35% S&P 500 + 31.03%	TYL + 123.95% S&P 500 + 96.05%

Compare To: TYL

[Compare](#)

Select to analyze similar companies using key performance metrics; select up to 4 stocks.

TYL	ROP	AZPN	MANH	GWRE	SSNC	PTC	ANSS
Tyler Technologies, Inc. 601.05 +0.23% Mkt Cap: 25.648B Industry: Software—Application	Roper Technologies, I... 556.18 +0.42% Mkt Cap: 59.622B Industry: Software—Application	Aspen Technology, Inc. 236.72 -0.27% Mkt Cap: 14.974B Industry: Software—Application	Manhattan Associate... 301.40 -1.06% Mkt Cap: 18.46B Industry: Software—Application	Guidewire Software, I... 188.19 +0.14% Mkt Cap: 15.825B Industry: Software—Application	SS&C Technologies H... 76.00 +0.53% Mkt Cap: 18.652B Industry: Software—Application	PTC Inc. 184.01 -0.80% Mkt Cap: 22.106B Industry: Software—Application	ANSYS, I 328.60 Mkt Cap: Industry:

Statistics: TYL

Valuation Measures		As of 10/14/2024
Current	Quarterly	Annual
Market Cap		25.59B
Enterprise Value		25.98B
Trailing P/E		124.16
Forward P/E		56.50
PEG Ratio (5yr expected)		2.74
Price/Sales (ttm)		12.73
Price/Book (mrq)		8.17
Enterprise Value/Revenue		12.80
Enterprise Value/EBITDA		60.49

Financial Highlights	
Profitability and Income Statement	
Profit Margin	10.24%
Return on Assets (ttm)	3.40%
Return on Equity (ttm)	7.04%
Revenue (ttm)	2.03B
Net Income Avi to Common (ttm)	207.82M

Diluted EPS (ttm)

4.86

Balance Sheet and Cash Flow

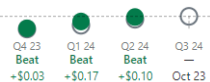
Total Cash (mrq)	258.01M
Total Debt/Equity (mrq)	20.56%
Levered Free Cash Flow (ttm)	471.59M

[View More →](#)

Research Analysis: TYL

Earnings Per Share

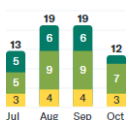
+2.43 Estimate



Revenue vs. Earnings

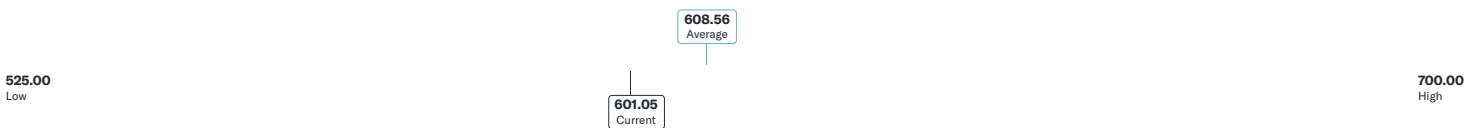


Analyst Recommendations



Strong Buy
Buy
Hold
Underperform
Sell

Analyst Price Targets



[View More →](#)

Company Insights: TYL

Fair Value



601.05
Current

Dividend Score

0
Low

TYL

Sector Avg.

100
High

Hiring Score

0
Low

TYL

Sector Avg.

100
High

Insider Sentiment Score

0
Low

TYL

Sector Avg.

100
High

People Also Watch

ANSS ANSYS, Inc. 328.60 -2.00%	WST West Pharmaceutical S... 291.04 -1.46%	IT Gartner, Inc. 530.04 +0.52%	MKTX MarketAxess Holdings ... 288.26 +1.32%	TDY Teledyne Technologies ... 450.30 -0.78%	FICO Fair Isaac Corporation 2,061.05 -0.38%	CDW CDW Corporation 220.13 -1.50%	ROP Roper Technologies, Inc. 556.18 +0.42%	PTC PTC Inc. 184.01 -0.80%	VRSK Verisk Analytics, Inc. 269.57 +0.13%	JKHY Jack H... 184.7
---	---	---	--	--	--	--	---	---	--	-----------------------------------



Copyright © 2024 Yahoo.
All rights reserved.



POPULAR QUOTES

Dow Jones
S&P 500
DAX Index
Nvidia
Tesla
DJT

EXPLORE MORE

Mortgages
Credit Cards
Sectors
Crypto Heatmap
Biden Economy
Financial News

ABOUT

Data Disclaimer
Help
Feedback
Sitemap
Licensing
What's New
About Our Ads
Premium Plans