

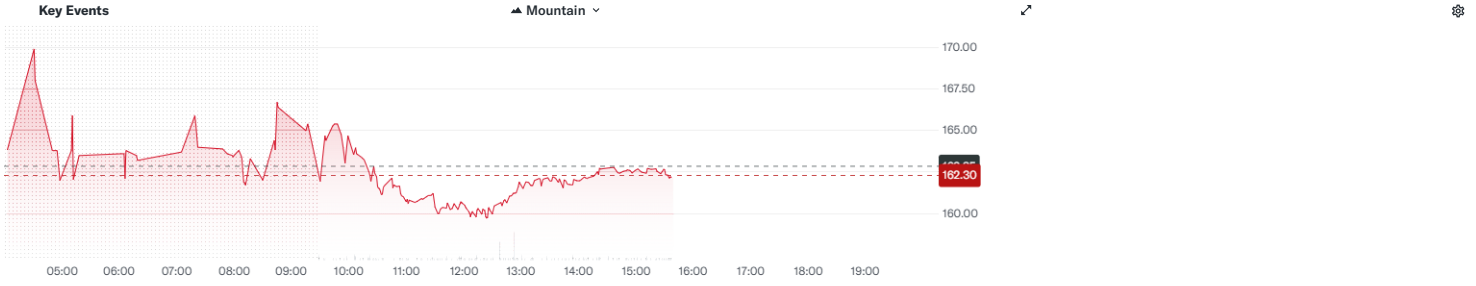
STSLA NEWS Tesla stock aims for record close amid dramatic post-election surge

NasdaqGS - Nasdaq Real Time Price - USD

Insight Enterprises, Inc. (NSIT) ☆ Follow ↔ Compare

162.29 -0.56 (-0.34%)

As of 3:40:11 PM EST, Market Open.



1D	5D	1M	6M	YTD	1Y	5Y	All
Previous Close 162.85				Market Cap (intraday) 5.155B			
Open 164.63				Beta (5Y Monthly) 1.48			
Bid 117.91 x 200				PE Ratio (TTM) 20.41			
Ask 162.42 x 100				EPS (TTM) 7.95			
Day's Range 159.74 - 165.92				Earnings Date Feb 13, 2025 - Feb 17, 2025			
52 Week Range 146.56 - 228.07				Forward Dividend & Yield --			
Volume 181,693				Ex-Dividend Date --			
Avg. Volume 334,415				1y Target Est 200.80			

Insight Enterprises, Inc. Overview - Electronics & Computer Distribution / Technology

Insight Enterprises, Inc., together with its subsidiaries, provides information technology, hardware, software, and services in the United States and internationally. The company offers modern platforms/infrastructure that manages and supports cloud and data platforms, modern networks, and edge technologies; cybersecurity solutions automates and connects modern platform securely; data and artificial intelligence modernizes data platforms and architectures, and build data analytics and AI solutions; modern workplace and apps; and intelligent edge solutions that gathers and utilizes data for real-time decision making. It also provides software maintenance solutions that offers clients to obtain software upgrades, bug fixes, help desk, and other support services; vendor direct support services contracts; and cloud/software-as-a-service subscription products. In addition, the company designs, procures, deploys, implements, and...

www.insight.com

Recent News: NSIT 14,437

December 31
Fiscal Year Ends

Electronics & Computer Distribution
Industry

[Technology](#) | [News](#) | [Press Releases](#) | [SEC Filings](#)

[More about Insight Enterprises, Inc.](#)
Insight Signs Strategic Collaboration Agreement with AWS to Accelerate Cloud Roadmap for Clients
Business Wire • 6 days ago



Why Insight Enterprises, Inc. (NASDAQ:NSIT) Could Be Worth Watching
Simply Wall St. • 14 days ago



Insight Announces Date and Webcast Information for Upcoming Investor Events
Business Wire • 15 days ago

What Makes Insight Enterprises (NSIT) an Investment Bet?
Insider Monkey • 23 days ago



We Think Insight Enterprises' (NASDAQ:NSIT) Solid Earnings Are Understated
Simply Wall St. • last month



Insight Unveils State-of-the-Art Solutions Integration Center in Fort Worth, Texas
Business Wire • last month



Insight Earns 6 Global and Americas Cisco Partner of the Year Honors
Business Wire • last month



Insight Enterprises Inc (NSIT) Q3 2024 Earnings Call Highlights: Navigating Challenges with ...
GuruFocus.com • last month



Insight Enterprises Third Quarter 2024 Earnings: Misses Expectations
Simply Wall St. • last month





Insight Enterprises: Q3 Earnings Snapshot
Associated Press Finance · last month

AI Bot Flips Wall Street on Its Head: Turns \$1K into \$50K in Record 30 Days

A new AI trading robot reportedly generated a return of \$14,158 from a \$3,200 investment over the course of a week, according to verified trading records and third-party verification by MyFxBook.

Ad · FX Market Insights

[Read More](#)

[View More →](#)

Performance Overview: NSIT

Trailing total returns as of 12/11/2024, which may include dividends or other distributions. Benchmark is [S&P 500](#).

YTD Return NSIT - 8.41% S&P 500 + 27.66%	1-Year Return NSIT - 5.84% S&P 500 + 32.25%
3-Year Return NSIT + 58.91% S&P 500 + 29.23%	5-Year Return NSIT + 148.39% S&P 500 + 94.39%

Compare To: NSIT

[Compare](#)

Select to analyze similar companies using key performance metrics; select up to 4 stocks.

NSIT Insight Enterprises, I... 162.30 -0.34% Mkt Cap 5.155B Industry Electronics & Computer...	SCSC ScanSource, Inc. 53.24 +3.14% Mkt Cap 1.268B Industry Electronics & Computer...	AVT Avnet, Inc. 54.21 +0.93% Mkt Cap 4.713B Industry Electronics & Computer...	CNXN PC Connection, Inc. 74.02 +0.31% Mkt Cap 1.946B Industry Electronics & Computer...	ARW Arrow Electronics, Inc. 122.74 +2.11% Mkt Cap 6.455B Industry Electronics & Computer...	SNX TD SYNTEX Corporat... 123.14 +0.65% Mkt Cap 10.478B Industry Electronics & Computer...	TAIT Taitron Components I... 2.6900 +1.51% Mkt Cap 16.197M Industry Electronics & Computer...
--	--	--	---	---	--	---

Statistics: NSIT

Valuation Measures

[Current](#) [Quarterly](#) [Annual](#) [🔒](#)

As of 12/10/2024

Market Cap	5.17B
Enterprise Value	6.18B
Trailing P/E	20.48
Forward P/E	14.95
PEG Ratio (5yr expected)	1.25
Price/Sales (ttm)	0.70
Price/Book (mrq)	2.93
Enterprise Value/Revenue	0.70
Enterprise Value/EBITDA	11.32

Financial Highlights

Profitability and Income Statement

Profit Margin	3.42%
Return on Assets (ttm)	4.53%
Return on Equity (ttm)	17.88%
Revenue (ttm)	8.87B
Net Income Avi to Common (ttm)	303.29M
Diluted EPS (ttm)	7.95

Balance Sheet and Cash Flow

Total Cash (mrq)	317.45M
Total Debt/Equity (mrq)	74.85%
Levered Free Cash Flow (ttm)	511.21M

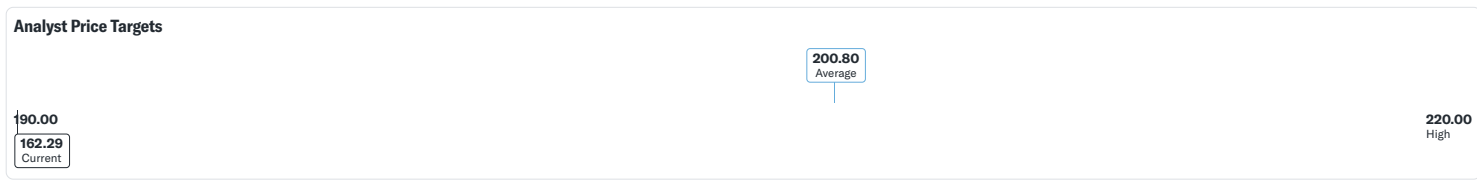

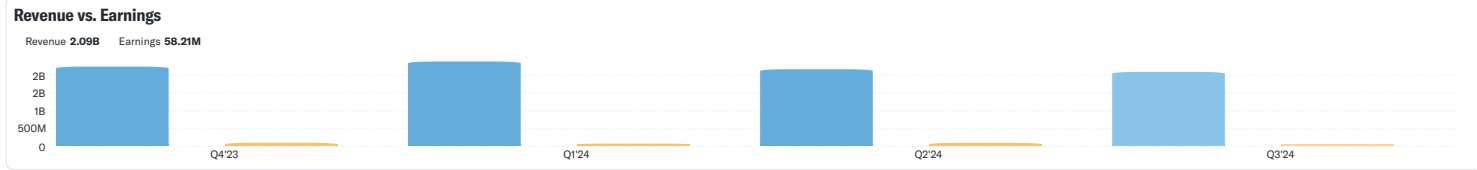
[View More →](#)

Research Analysis: NSIT

Earnings Per Share

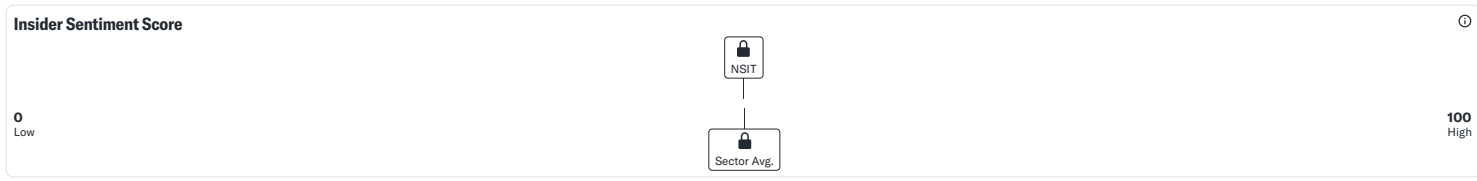
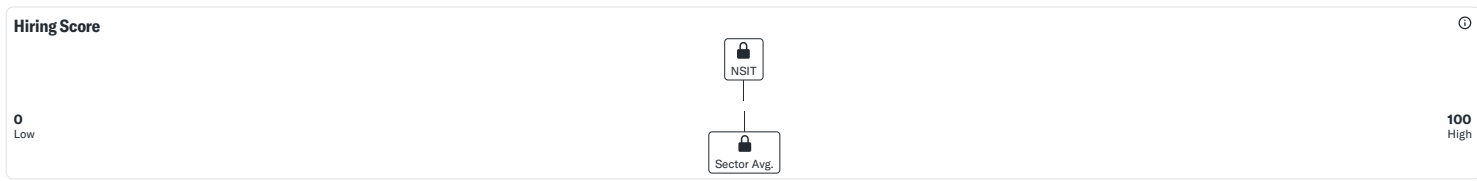
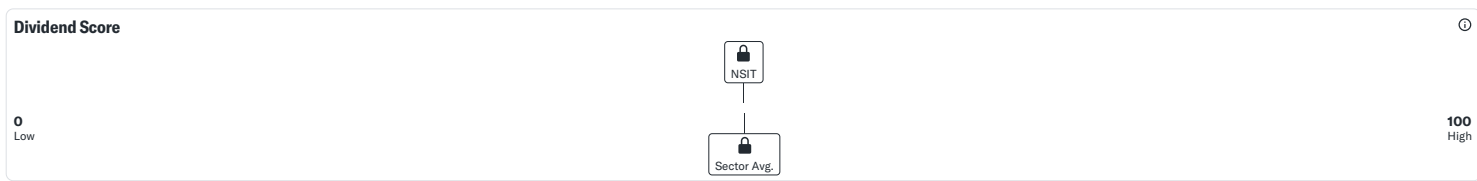
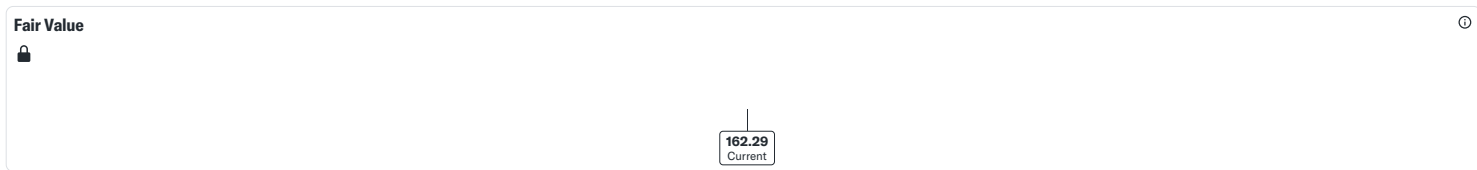
+2.52 Estimate

Q1 '24	Q2 '24	Q3 '24	Q4 '24
Beat	Missed	Missed	—
+\$0.56	-\$0.36	-\$0.18	Feb 13



[View More →](#)

Company Insights: NSIT



Research Reports: NSIT

Raising target price to \$168.00

INSIGHT ENTERPRISES INC has an Investment Ratin...

Rating: Price Target:

Argus • 7 days ago

Raising target price to \$164.00

INSIGHT ENTERPRISES INC has an Investment Ratin...

Rating: Price Target:

Argus • 14 days ago

Lowering target price to \$157.00

INSIGHT ENTERPRISES INC has an Investment Ratin...

Rating: Price Target:

Argus • 21 days ago

Lowering target price to \$169.00

INSIGHT ENTERPRISES INC has an Investment Ratin...

Rating: Price Target:

Argus • 28 days ago

[View More →](#)

People Also Watch

- | | | | | | | | | | | | |
|--|---|---|---|--|---|---|--|---|---|---|--------------------------------|
| SCSC
ScanSource, Inc.
53.24 +3.14% | EXLS
ExlService Holdings, Inc.
46.54 +0.54% | CNXN
PC Connection, Inc.
74.02 +0.31% | SPSC
SPS Commerce, Inc.
198.00 +0.06% | PLUS
ePlus inc.
80.33 +1.55% | PLXS
Plexus Corp.
167.28 +0.43% | LFUS
Littelfuse, Inc.
252.83 +0.74% | CSGS
CSG Systems Internati...
54.45 +1.38% | NOVT
Novanta Inc.
167.97 +1.33% | MYRG
MYR Group Inc.
167.86 +5.64% | IPAR
Interparfums, Inc.
139.39 +0.69% | PR
Pro
69. |
|--|---|---|---|--|---|---|--|---|---|---|--------------------------------|



POPULAR QUOTES

Dow Jones
S&P 500
DAX Index
Nvidia
Tesla
DJT

EXPLORE MORE

Mortgages
Credit Cards
Sectors
Crypto Heatmap
Biden Economy
Financial News

ABOUT

Data Disclaimer
Help
Feedback
Sitemap
Licensing
What's New
About Our Ads
Premium Plans