



tyler technologies stock



Sign in

All Finance News Images Videos Forums Shopping More Tools



Tyler Technologies Inc

NYSE: TYL

Overview

Compare

Financials

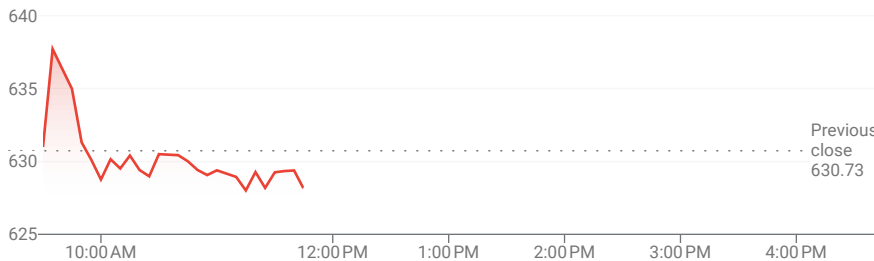
Market Summary > Tyler Technologies Inc

627.94 USD

-2.79 (0.44%) ↓ today

Dec 6, 11:47 AM EST • Disclaimer

1D 5D 1M 6M YTD 1Y 5Y Max



Open	630.99	Mkt cap	26.87B	52-wk high	638.56
High	637.71	P/E ratio	114.87	52-wk low	397.80
Low	627.94	Div yield	-		

More about Tyler Technologies Inc →

Feedback

News

MarketBeat
 Hilltop Holdings Inc. Makes New Investment in Tyler Technologies, Inc....
 7 hours ago

Stock Titan
 Tyler Technologies Powers Major Digital Transformation for Illinois Professional...
 1 day ago

Business Wire
 Illinois Department of Financial and Professional Regulation Optimizes...
 1 day ago

MarketBeat
 Centiva Capital LP Purchases Shares of 1,520 Tyler Technologies, Inc....
 7 hours ago

More news →

Yahoo Finance
<https://finance.yahoo.com/quote/TYL>

Tyler Technologies, Inc. (TYL) Stock Price, News, Quote & ...

Find the latest Tyler Technologies, Inc. (TYL) stock quote, history, news and other vital information to help you with your stock trading and investing.

[Historical Data](#) · [Community](#) · [News](#) · [Profile](#)

Explore more

Related	Following
Adobe Inc 552.40 USD	↑ 2.63%
Microsoft Corp 442.09 USD	↓ 0.12%
Fair Isaac Corp 2,369.00 USD	↑ 0.078%
Salesforce Inc 363.96 USD	↑ 0.71%

Disclaimer

About

Tyler Technologies, Inc., based in Plano, Texas, is a provider of software to the United States public sector. Tyler Technologies has offices in 17 states and one in Toronto, Ontario, Canada. [Wikipedia](#)

CEO: H Lynn Moore Jr (Jan 2017–)

Founded: January 1, 1966

Headquarters: Plano, TX

Number of employees: 7,386 (2024)

Revenue: 1.85 billion USD (2022)

Subsidiaries: Glass Arc Inc, Socrata, MicroPact Inc., NIC Inc. - [See more](#)

Disclaimer

Financials


Quarterly financials

(USD)	Sep 2024	Y
Revenue	543.34M	9.84%
Net income	75.9M	61.45%
Diluted EPS	1.74	58.18%
Net profit margin	13.97%	47.05%

Earnings calls


Previous	EPS	Reven
Sep 2024	Beat 3.68%	Miss -0.6

Disclaimer

 Tyler Technologies
https://investors.tylertech.com › stock-info

Stock Info - Tyler Technologies, Inc.

NYSE: TYL · Price. \$625.58 · Volume. 294,969 · Change. -3.59 · % Change. -0.57% · Today's Open. \$625.46 · Previous Close. \$629.17 · Intraday High. \$626.28.

 MarketWatch
https://www.marketwatch.com › ... › United States

TYL Stock Price | Tyler Technologies Inc. Stock Quote (U.S.)

Tyler Technologies Inc. · 641.54 · Partner Center · Your Watchlists · Recently Viewed Tickers · TYL Overview · Key Data · Performance · Analyst Ratings. Sell ...

People also ask

Is Tyler Technologies a publicly traded company?


Is Tyler Technologies a good stock to buy?


Does Tyler Technologies pay a dividend?


What is the price prediction for Tyler Technologies?


Feedback

Market news

 Yahoo Finance
Stock market today: Dow, S&P 500, Nasdaq rise after crucial jobs report
3 hours ago

 Barron's
Stock Market Today: Dow, S&P 500 Set to Open Higher After Jobs Report; Lululemo...
LIVE 32 minutes ago

 Investor's Business Daily
S&P 500: 8 Stocks Drive 50% Of The Year's \$11.8 Trillion Stock Gain
4 hours ago


 TheStreet
Major analyst revamps S&P 500 target for 2025
3 hours ago

More news →

 Nasdaq
https://www.nasdaq.com › Market Activity › Stocks

Tyler Technologies, Inc. Common Stock (TYL)

Discover real-time Tyler Technologies, Inc. Common Stock (TYL) stock prices, quotes, historical data, news, and Insights for informed trading and investment ...

 The Motley Fool
https://www.fool.com › quote › nyse › tyl




Tyler Technologies (TYL) Stock Price, News & Info

Here's Why Tyler Technologies Stock Climbed Back Over \$400 Today. The under-the-radar SaaS stock is poised for more long-term growth.

 Morningstar
https://www.morningstar.com › stocks › xnys › tyl › quote

Tyler Technologies Inc (TYL)

Related markets

	Dow Jones Industrial Average 44,671.68	↓ 0.21'
	S&P 500 6,083.57	↑ 0.14'
	Nasdaq Composite 19,803.17	↑ 0.52'
	Russell 2000 Index 2,406.10	↑ 0.41'
	NYSE Composite 20,127.04	↓ 0.15'

Disclaimer