

tyler technologies stock

All Finance News Videos Images Forums Shopping More

Tools

Tyler Technologies Inc

NYSE: TYL

Overview

Compare

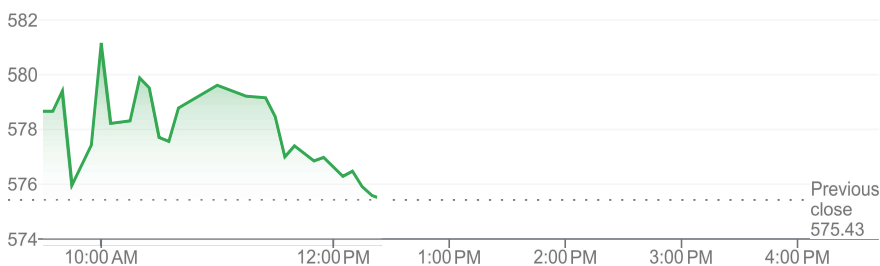
Market Summary > Tyler Technologies Inc

575.46 USD

+0.025 (0.0043%) ↑ today

Jan 17, 12:20 PM EST • Disclaimer

1D 5D 1M 6M YTD 1Y 5Y Max



Open	578.66	Mkt cap	24.27B	52-wk high	638.56
High	581.16	P/E ratio	105.27	52-wk low	397.80
Low	575.46	Div yield	-		

More about Tyler Technologies Inc →

Feedback

News

Yahoo Finance

Why Tyler Technologies (TYL) is Poised to Beat Earnings Estimates Again

1 day ago

Simply Wall Street

Are Tyler Technologies, Inc.'s (NYSE:TYL) Mixed Financials Driving The Negative Sentiment?

2 days ago

More news →

Yahoo Finance

https://finance.yahoo.com › quote › TYL

Tyler Technologies, Inc. (TYL) Stock Price, News, Quote & ...

Find the latest **Tyler Technologies, Inc. (TYL) stock quote, history, news and other vital information** to help you with your stock trading and investing.

[Historical Data](#) · [Statistics](#) · [Community](#) · 579.16

Tyler Technologies

https://investors.tylertech.com › stock-info

Stock Info - Tyler Technologies, Inc.

Sign in

Explore more

Related	Following
Adobe Inc 430.04 USD	↑ 0.73%
Microsoft Corp 430.71 USD	↑ 1.44%
Fair Isaac Corp 1,915.00 USD	↓ 3.04%
Apple Inc 229.91 USD	↑ 0.72%

[Disclaimer](#)

About

Tyler Technologies, Inc., based in Plano, Texas, is a provider of software to the United States public sector. Tyler Technologies has offices in 17 states and one in Toronto, Ontario, Canada. [Wikipedia](#)

CEO: H Lynn Moore Jr (Jan 2017–)

Founded: January 1, 1966

Headquarters: Plano, TX

Number of employees: 7,386 (2024)

Revenue: 1.85 billion USD (2022)

Subsidiaries: [NIC Inc.](#), [Glass Arc Inc.](#), [Socrata](#), [MicroPact Inc.](#) · [See more](#)

[Disclaimer](#)

Financials

Quarterly financials


(USD)	Sep 2024	Y
Revenue	543.34M	9.84%
Net income	75.9M	61.45%
Diluted EPS	1.74	58.18%
Net profit margin	13.97%	47.05%

Earnings calls

Previous	EPS	Reven
Sep 2024	Beat 3.68%	Miss -0.6%

[Disclaimer](#)

NYSE: TYL · Price. \$566.55 · Volume. 8,728 · Change. +4.54 · % Change. +0.81% · Today's Open. \$564.52 · Previous Close. \$562.01 · Intraday High. \$569.15.

 MarketWatch
https://www.marketwatch.com › ... › United States

TYL Stock Price | Tyler Technologies Inc. Stock Quote (U.S.)

Tyler Technologies Inc. · 578.80 · Partner Center · Your Watchlists · Recently Viewed Tickers · TYL
Overview · Key Data · Performance · Analyst Ratings. Sell ...

People also ask

Is Tyler Technologies a publicly traded company?


Is Tyler Technologies a buy?

When did Tyler Technologies IPO?

What is the stock price forecast for Tyl?


Feedback

Market news

 Yahoo Finance

Stock market today: Dow, S&P, Nasdaq climb as techs and rate-cut hopes revive

LIVE 13 minutes ago

 CNBC


Dow rises 400 points, S&P 500 heads for best week since November as rates fa...

LIVE 21 minutes ago

 Investor's Business Daily

Stock Market Today: Dow Jones Rises; Nvidia Gains As Bitcoin Soars Past \$104,00...


2 hours ago

 MSN

Why the Stock Market Is Getting Ahead of Itself


19 minutes ago

More news →

 The Motley Fool
https://www.fool.com › quote › nyse › tyl

Tyler Technologies (TYL) Stock Price, News & Info

Here's Why **Tyler Technologies Stock** Climbed Back Over \$400 Today. The under-the-radar SaaS stock is poised for more long-term growth.

 Macrotrends
https://www.macrotrends.net › stocks › charts › stock-pri...

Tyler Technologies - 38 Year Stock Price History | TYL

The latest closing stock price for Tyler Technologies as of January 10, 2025 is 559.70. An investor who bought \$1,000 worth of **Tyler Technologies stock** at the ...

 Morningstar
https://www.morningstar.com › stocks › xnys › tyl › quote






Tyler Technologies Inc (TYL)

Trading Information ; **Previous Close Price: \$570.27** ; Bid/Ask: \$405.80 ; Market Cap: \$24.48 Bil ; Volume/Avg: 186,898 ...

 tradingview.com
https://www.tradingview.com › symbols › NYSE-TYL

TYL Stock Price and Chart — NYSE:TYL - TradingView

Related markets

	Dow Jones Industrial Average 43,630.99	↑ 1.11%
	S&P 500 6,008.64	↑ 1.20%
	Nasdaq Composite 19,657.00	↑ 1.65%
	Russell 2000 Index 2,281.71	↑ 0.66%
	NYSE Composite 19,672.14	↑ 0.63%

Disclaimer

The current price of TYL is 575.43 USD — it has increased by 0.28% in the past 24 hours. Watch Tyler Technologies, Inc. stock price performance more closely on ...



Nasdaq

<https://www.nasdaq.com> › Market Activity › Stocks

Tyler Technologies, Inc. Common Stock (TYL)

Discover real-time **Tyler Technologies, Inc. Common Stock (TYL)** stock prices, quotes, historical data, news, and Insights for informed trading and investment ...

People also search for :

Tyler technologies stock **buy or sell** 🔍

Tyler Technologies stock **price history** 🔍

Tyler technologies stock **forecast** 🔍

Tyler Technologies **Investor Relations** 🔍

Tyler technologies **ipo Date** 🔍

Tyler Technologies **lawsuit** 🔍

Who owns Tyler Technologies stock 🔍

Tyler Technologies **charge on credit card** 🔍

1 2 3 4 5 6 7 8 9 10 [Next](#)

78539, Edinburg, TX - [Based on your past activity](#) - [Update location](#)

[Help](#) [Send feedback](#) [Privacy](#) [Terms](#)