

SNVDA NEWS Nvidia stock pops amid Big Tech's AI spending boom

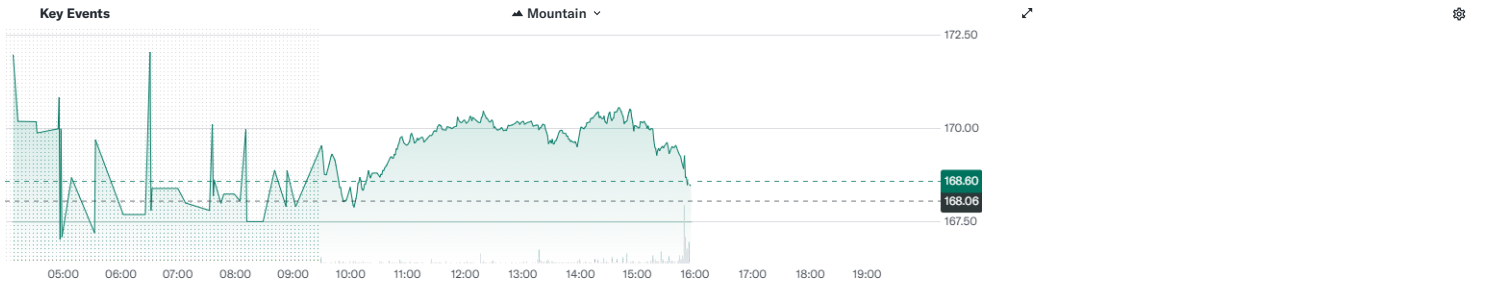


NYSE - Nasdaq Real Time Price - USD

Thomson Reuters Corporation (TRI) ☆ Follow ↔ Compare

168.60 +0.54 (+0.32%)

As of 3:56:56 PM EST, Market Open.



1D 5D 1M 6M YTD 1Y 5Y All

Previous Close 168.06	Market Cap (intraday) 75.845B
Open 168.96	Beta (5Y Monthly) 0.39
Bid 169.45 x 800	PE Ratio (TTM) 34.26
Ask 169.47 x 800	EPS (TTM) 4.92
Day's Range 167.88 - 170.57	Earnings Date Feb 6, 2025
52 Week Range 148.71 - 176.03	Forward Dividend & Yield 2.16 (1.29%)
Volume 430,159	Ex-Dividend Date Nov 21, 2024
Avg. Volume 282,150	1y Target Est 166.66

Thomson Reuters Corporation Overview - Specialty Business Services / Industrials

Thomson Reuters Corporation engages in the provision of business information services in the Americas, Europe, the Middle East, Africa, and the Asia Pacific. It operates in five segments: Legal Professionals, Corporates, Tax & Accounting Professionals, Reuters News, and Global Print. The Legal Professionals segment offers research and workflow products focusing on legal research and integrated legal workflow solutions that combine content, tools, and analytics to law firms and governments. The Corporates segment provides a suite of content-driven technologies, including generative AI, integrated workflow solutions to small businesses to multinational organizations. The Tax & Accounting Professionals segment offers research and workflow products focusing on tax offerings and automating tax workflows to tax, accounting, and audit professionals in accounting firms. The Reuters News segment provides business, financi...

www.thomsonreuters.com

Recent News: TRI

All News Press Releases SEC Filings

Stocks to Watch: **Thomson Reuters Corp**, **Palantir**, **Disney**, **Novo Nordisk** and **AstraZeneca**
 Yahoo Finance UK • 5 days ago

Thomson Reuters (TRI) Expected to Beat Earnings Estimates: Should You Buy?
 Zacks • 6 days ago

Thomson Reuters Fourth-Quarter and Full-Year 2024 Earnings Announcement and Webcast Scheduled for February 6, 2025
 CNW Group • 23 days ago

Is Thomson Reuters Corporation (TRI) the Best Canadian Dividend Stock to Buy For Income Investors?
 Insider Monkey • 25 days ago

Thomson Reuters Corporation's (TSE:TRI) Intrinsic Value Is Potentially 26% Below Its Share Price
 Simply Wall St. • 28 days ago

Thomson Reuters Price Target Raised to US\$165 at CIBC
 PREMIUM MT Newswire • last month

Cube completes acquisition of Thomson Reuters
 Retail Banker International • last month

Thomson Reuters Acquires SafeSend, Expanding Tax Automation Capabilities
 PR Newswire • last month

W. Edmund Clark, C.M. to Complete Service on Thomson Reuters' Board of Directors at AGM
 PR Newswire • last month





Has Thomson Reuters Corporation (TSE:TRI) Stock's Recent Performance Got Anything to Do With Its Financial Health?

Simply Wall St. • last month



Buying Nvidia in 2025? Wall Street Legend Issues Urgent A.I. Stock Warning

Ad • Chaikin Analytics

View More →

Performance Overview: TRI

Trailing total returns as of 2/5/2025, which may include dividends or other distributions. Benchmark is [S&P/TSX Composite index](#).

YTD Return TRI + 4.64% S&P/TSX Composite index + 3.80%	1-Year Return TRI + 12.74% S&P/TSX Composite index + 21.21%
3-Year Return TRI + 73.34% S&P/TSX Composite index + 20.14%	5-Year Return TRI + 132.77% S&P/TSX Composite index + 45.93%

Compare To: TRI

Compare

Select to analyze similar companies using key performance metrics; select up to 4 stocks.

TRI Thomson Reuters Cor... 168.58 +0.31% Mkt Cap 75.845B Industry Specialty Business Serv...	RELX RELX PLC 50.80 +1.88% Mkt Cap 94.251B Industry Specialty Business Serv...	RELL RELX PLC 4,031.00 +0.75% Mkt Cap GBP 74.987B Industry Specialty Business Serv...	CPRT Copart, Inc. 58.70 +1.44% Mkt Cap 56.554B Industry Specialty Business Serv...	RBA RB Global, Inc. 89.20 +0.75% Mkt Cap 16.45B Industry Specialty Business Serv...	MMS Maximus, Inc. 76.08 +1.29% Mkt Cap 4.346B Industry Specialty Business Serv...	RTO Rentokil Initial plc 25.06 +1.73% Mkt Cap 12.585B Industry Specialty Business Serv...	WKL.A Wolters I 176.70 Mkt Cap Industry
--	--	---	--	---	---	---	---

Statistics: TRI

Valuation Measures

Current Quarterly Annual

Market Cap	75.05B	As of 2/4/2025
Enterprise Value	76.57B	
Trailing P/E	34.09	
Forward P/E	40.32	
PEG Ratio (5yr expected)	--	
Price/Sales (ttm)	10.61	
Price/Book (mrq)	6.37	
Enterprise Value/Revenue	10.69	
Enterprise Value/EBITDA	28.34	

Financial Highlights

Profitability and Income Statement

Profit Margin	32.12%
Return on Assets (ttm)	6.31%
Return on Equity (ttm)	19.38%
Revenue (ttm)	7.16B
Net Income Avi to Common (ttm)	2.23B
Diluted EPS (ttm)	4.92

Balance Sheet and Cash Flow

Total Cash (mrq)	1.78B
Total Debt/Equity (mrq)	26.55%
Levered Free Cash Flow (ttm)	1.39B

View More →

Research Analysis: TRI

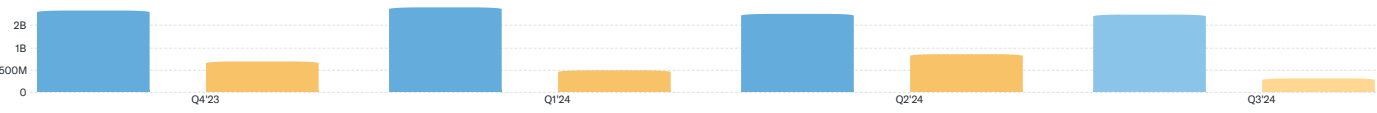
Earnings Per Share

+0.97 Estimate

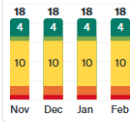
Q1 24	Q2 24	Q3 24	Q4 24
Beat	Beat	Beat	—
+\$0.16	+\$0.03	+\$0.03	Feb 06

Revenue vs. Earnings

Revenue 1.72B Earnings 301M

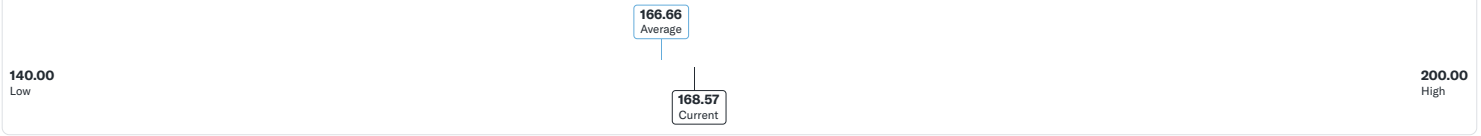


Analyst Recommendations



- Strong Buy
- Buy
- Hold
- Underperform
- Sell

Analyst Price Targets



[View More →](#)

Company Insights: TRI

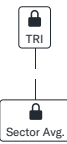
Fair Value



168.57
Current

Dividend Score

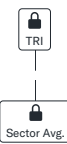
0
Low



100
High

Hiring Score

0
Low



100
High

Insider Sentiment Score

0
Low



100
High

Research Reports: TRI

Raising target price to \$175.00

THOMSON REUTERS CORP has an Investment Rating...

Rating: Price Target:

Argus • 7 days ago

Raising target price to \$170.00

THOMSON REUTERS CORP has an Investment Rating...

Rating: Price Target:

Argus • 14 days ago

Lowering target price to \$162.00

THOMSON REUTERS CORP has an Investment Rating...

Rating: Price Target:

Argus • 21 days ago

What does Argus have to say about TRI?

THOMSON REUTERS CORP has an Investment Rating...

Rating: Price Target:

Argus • 28 days ago

[View More →](#)

People Also Watch

- | | | | | | | | | | |
|--|--|--|---|---|---|---|--|--|--|
| UHS
Universal Health Servi...
193.31 +0.35% | RCI
Rogers Communicatio...
28.57 +3.10% | WCN
Waste Connections, Inc.
188.50 +0.48% | RBA
RB Global, Inc.
89.20 +0.75% | HCA
HCA Healthcare, Inc.
336.83 +0.61% | SLF
Sun Life Financial Inc.
58.05 +0.54% | FDS
FactSet Research Syst...
468.49 +0.35% | VRSK
Verisk Analytics, Inc.
291.53 +0.81% | CYH
Community Health Sys...
3.4100 +4.92% | ROP
Roper Technologies, In...
581.08 +0.59% |
|--|--|--|---|---|---|---|--|--|--|



POPULAR QUOTES

Dow Jones
S&P 500
DAX Index
Nvidia
Tesla
DJT
Tariffs

EXPLORE MORE

Mortgages
Credit Cards
Sectors
Crypto Heatmap
Financial News

ABOUT

Data Disclaimer
Help
Feedback
Sitemap
Licensing
What's New
About Our Ads
Premium Plans