

RACIAL PROFILING REPORT 2024

The 2022 Racial Profiling Report is statistical data collected from traffic stops from January 1, 2022 through December 31, 2022. It is submitted in accordance with and adherence to Article 2.133 of the Texas Code of Criminal Procedure.

The information contained within this packet is available to the public in accordance with the Texas Open Records Act.

TABLE OF CONTENTS

SEC. I POPULATION

SEC. II DETENTION DISPOSTIONS BY RACE

SEC. III SEARCH STATUS

**SEC. IV RACIAL PROFILING REPORT
SUBMITTED TO TCOLE**

**SEC. V 2024 SUPPLEMENT SURVEY
PROFILE FOR HIDALGO COUNTY
U.S. CENSUS BUREAU**

POPULATION

POPULATION INFORMATION

SECTION 1 POPULATION

ESTIMATED POPULATION FOR HIDALGO COUNTY IN 2024 IS :

➤ 898,471

ESTIMATED RACIAL MAKE UP BY POPULATION FOR HIDALGO COUNTY IS

| | | |
|---|---------|------------------|
| ➤ | 867,923 | WHITE |
| ➤ | 9,883 | AFRICAN AMERICAN |
| ➤ | 5,391 | NATIVE AMERICAN |
| ➤ | 10,782 | ASIAN |
| ➤ | 4,492 | MULTI RACIAL |
| ➤ | 525,695 | HISPANICS |
| ➤ | 54,807 | NON HISPANICS |

ETHNICITY

ESTIMATED RACIAL MAKEUP BY POPULATION PERCENTAGES

| | | |
|---|--------|------------------|
| ➤ | 96.60% | WHITE |
| ➤ | 1.10% | AFRICAN AMERICAN |
| ➤ | 0.60% | NATIVE AMERICAN |
| ➤ | 1.20% | ASIAN |
| ➤ | 0.50% | MULTI RACIAL |
| ➤ | 91.90% | HISPANICS |
| ➤ | 6.10% | NON HISPANICS |

ETHNICITY

FROM THE REPORTED POPULATION, IT IS EVIDENT THAT HISPANICS MAKEUP THE LARGEST SEGMENT OF THE POPULATION FOR HIDALGO COUNTY.

**DETENTION
DISPOSITION BY
RACE**

**HIDALGO COUNTY SHERIFF'S OFFICE
RACE REPORT
RACIAL PROFILE 01/01/2024 THRU 12/31/2024**

| RACE | SUBTOTAL | 1,783 |
|------------------------|-------------|-------|
| AFRICAN | | |
| WARNINGS | 3 | |
| CITATIONS | 2 | |
| TOTAL AFRICAN | <u>5</u> | |
| ASIAN | | |
| WARNINGS | 1 | |
| CITATIONS | 0 | |
| TOTAL ASIAN | <u>1</u> | |
| CAUCASIAN | | |
| WARNINGS | 940 | |
| CITATIONS | 543 | |
| TOTAL CAUCASIAN | <u>1483</u> | |
| HISPANIC | | |
| WARNINGS | 173 | |
| CITATIONS | 121 | |
| TOTAL HISPANIC | <u>294</u> | |
| MIDDLE EASTERN | | |
| WARNINGS | 0 | |
| CITATIONS | 0 | |
| TOTAL MIDDLE EASTERN | <u>0</u> | |
| NATIVE AMERICAN | | |
| WARNINGS | 0 | |
| CITATIONS | 0 | |
| TOTAL NATIVE AMERICANS | <u>0</u> | |
| TOTAL RACE | <u>1783</u> | |
| TOTAL WARNINGS | <u>1117</u> | |
| TOTAL CITATIONS | <u>666</u> | |

SEARCH STATUS

HIDALGO COUNTY SHERIFF'S OFFICE

SEARCH REPORT

RACIAL PROFILE 01/01/2024 THRU 12/31/2024

| | | |
|-------------------------|------------|-------------------|
| SEARCH CONDUCTED | YES | <u>168</u> |
|-------------------------|------------|-------------------|

| | | |
|-------------------------|-----------|---------------------|
| SEARCH CONDUCTED | NO | <u>1,615</u> |
|-------------------------|-----------|---------------------|

| | | |
|--------------------|--|--------------------|
| GRAND TOTAL | | <u>1783</u> |
|--------------------|--|--------------------|

**RACIAL PROFILING
REPORT SUBMITTED
TO TCOLE**

Racial Profiling Report | Full

Agency Name: HIDALGO CO. SHERIFF'S OFFICE
Reporting Date: 02/19/2025
TCOLE Agency Number: 215100

Chief Administrator: JOSE E. GUERRA

Agency Contact Information:
Phone: (956) 383-8114
Email: sheriff.guerra@hidalgoso.org

Mailing Address:
711 E EL CIBOLO RD
EDINBURG, TX 78542-0471

This Agency filed a full report

HIDALGO CO. SHERIFF'S OFFICE has adopted a detailed written policy on racial profiling. Our policy:

- 1) clearly defines acts constituting racial profiling;
- 2) strictly prohibits peace officers employed by the HIDALGO CO. SHERIFF'S OFFICE from engaging in racial profiling;
- 3) implements a process by which an individual may file a complaint with the HIDALGO CO. SHERIFF'S OFFICE if the individual believes that a peace officer employed by the HIDALGO CO. SHERIFF'S OFFICE has engaged in racial profiling with respect to the individual;
- 4) provides public education relating to the agency's complaint process;
- 5) requires appropriate corrective action to be taken against a peace officer employed by the HIDALGO CO. SHERIFF'S OFFICE who, after an investigation, is shown to have engaged in racial profiling in violation of the HIDALGO CO. SHERIFF'S OFFICE policy;
- 6) requires collection of information relating to motor vehicle stops in which a warning or citation is issued and to arrests made as a result of those stops, including information relating to:
 - a. the race or ethnicity of the individual detained;
 - b. whether a search was conducted and, if so, whether the individual detained consented to the search;
 - c. whether the peace officer knew the race or ethnicity of the individual detained before detaining that individual;
 - d. whether the peace officer used physical force that resulted in bodily injury during the stop;
 - e. the location of the stop;
 - f. the reason for the stop.
- 7) requires the chief administrator of the agency, regardless of whether the administrator is elected, employed, or appointed, to submit an annual report of the information collected under Subdivision (6) to:
 - a. the Commission on Law Enforcement; and
 - b. the governing body of each county or municipality served by the agency, if the agency is an agency of a county, municipality, or other political subdivision of the state.

The HIDALGO CO. SHERIFF'S OFFICE has satisfied the statutory data audit requirements as prescribed in Article

2.133(c), Code of Criminal Procedure during the reporting period.

Executed by: DAVID MUNIZ
Sergeant

Date: 02/19/2025

Total stops: 1783

Street address or approximate location of the stop

| | |
|---------------------------|------|
| City street | 126 |
| US highway | 115 |
| County road | 1377 |
| State highway | 158 |
| Private property or other | 7 |

Was race or ethnicity known prior to stop?

| | |
|-----|------|
| Yes | 0 |
| No | 1783 |

Race / Ethnicity

| | |
|---------------------------------|------|
| Alaska Native / American Indian | 0 |
| Asian / Pacific Islander | 1 |
| Black | 5 |
| White | 1483 |
| Hispanic / Latino | 294 |

Gender

| | |
|---------------------------------|-------------|
| Female | 478 |
| Alaska Native / American Indian | 0 |
| Asian / Pacific Islander | 0 |
| Black | 1 |
| White | 392 |
| Hispanic / Latino | 85 |
| Male | 1305 |
| Alaska Native / American Indian | 0 |
| Asian / Pacific Islander | 1 |
| Black | 4 |
| White | 1091 |
| Hispanic / Latino | 209 |

Reason for stop?

| | |
|---------------------------------|------------|
| Violation of law | 102 |
| Alaska Native / American Indian | 0 |
| Asian / Pacific Islander | 0 |
| Black | 0 |
| White | 83 |

| | |
|----------------------------------|-------------|
| Hispanic / Latino | 19 |
| Preexisting knowledge | 0 |
| Alaska Native / American Indian | 0 |
| Asian / Pacific Islander | 0 |
| Black | 0 |
| White | 0 |
| Hispanic / Latino | 0 |
| Moving traffic violation | 1360 |
| Alaska Native / American Indian | 0 |
| Asian / Pacific Islander | 1 |
| Black | 4 |
| White | 1126 |
| Hispanic / Latino | 229 |
| Vehicle traffic violation | 321 |
| Alaska Native / American Indian | 0 |
| Asian / Pacific Islander | 0 |
| Black | 1 |
| White | 274 |
| Hispanic / Latino | 46 |
| Was a search conducted? | |
| Yes | 168 |
| Alaska Native / American Indian | 0 |
| Asian / Pacific Islander | 0 |
| Black | 1 |
| White | 111 |
| Hispanic / Latino | 56 |
| No | 1615 |
| Alaska Native / American Indian | 0 |
| Asian / Pacific Islander | 1 |
| Black | 4 |
| White | 1332 |
| Hispanic / Latino | 278 |
| Reason for Search? | |
| Consent | 75 |
| Alaska Native / American Indian | 0 |
| Asian / Pacific Islander | 0 |
| Black | 0 |
| White | 67 |

| | | | |
|-----------------------------------|------------|---|-------|
| Hispanic / Latino | 8 | | |
| Contraband | 12 | | |
| Alaska Native / American Indian | 0 | | |
| Asian / Pacific Islander | 0 | | |
| Black | 0 | | |
| White | 12 | | |
| Hispanic / Latino | 0 | | |
| Probable | 40 | | |
| Alaska Native / American Indian | 0 | | |
| Asian / Pacific Islander | 0 | | |
| Black | 0 | | |
| White | 40 | | |
| Hispanic / Latino | 0 | | |
| Inventory | 33 | | |
| Alaska Native / American Indian | 0 | | |
| Asian / Pacific Islander | 0 | | |
| Black | 0 | | |
| White | 28 | | |
| Hispanic / Latino | 5 | | |
| Incident to arrest | 8 | | |
| Alaska Native / American Indian | 0 | | |
| Asian / Pacific Islander | 0 | | |
| Black | 1 | | |
| White | 7 | | |
| Hispanic / Latino | 0 | | |
| Was Contraband discovered? | | | |
| Yes | 40 | Did the finding result in arrest? | |
| | | (total should equal previous column) | |
| Alaska Native / American Indian | 0 | Yes 0 | No 0 |
| Asian / Pacific Islander | 0 | Yes 0 | No 0 |
| Black | 0 | Yes 0 | No 0 |
| White | 37 | Yes 25 | No 12 |
| Hispanic / Latino | 3 | Yes 0 | No 3 |
| No | 128 | | |
| Alaska Native / American Indian | 0 | | |
| Asian / Pacific Islander | 0 | | |
| Black | 1 | | |
| White | 113 | | |
| Hispanic / Latino | 14 | | |

Description of contraband

| | |
|---------------------------------|-----------|
| Drugs | 24 |
| Alaska Native / American Indian | 0 |
| Asian / Pacific Islander | 0 |
| Black | 0 |
| White | 24 |
| Hispanic / Latino | 0 |
| Weapons | 0 |
| Alaska Native / American Indian | 0 |
| Asian / Pacific Islander | 0 |
| Black | 0 |
| White | 0 |
| Hispanic / Latino | 0 |
| Currency | 1 |
| Alaska Native / American Indian | 0 |
| Asian / Pacific Islander | 0 |
| Black | 0 |
| White | 1 |
| Hispanic / Latino | 0 |
| Alcohol | 8 |
| Alaska Native / American Indian | 0 |
| Asian / Pacific Islander | 0 |
| Black | 0 |
| White | 7 |
| Hispanic / Latino | 1 |
| Stolen property | 0 |
| Alaska Native / American Indian | 0 |
| Asian / Pacific Islander | 0 |
| Black | 0 |
| White | 0 |
| Hispanic / Latino | 0 |
| Other | 7 |
| Alaska Native / American Indian | 0 |
| Asian / Pacific Islander | 0 |
| Black | 0 |
| White | 6 |
| Hispanic / Latino | 1 |
| Result of the stop | |
| Verbal warning | 0 |

| | |
|-----------------------------------|-------------|
| Alaska Native / American Indian | 0 |
| Asian / Pacific Islander | 0 |
| Black | 0 |
| White | 0 |
| Hispanic / Latino | 0 |
| Written warning | 1089 |
| Alaska Native / American Indian | 0 |
| Asian / Pacific Islander | 0 |
| Black | 3 |
| White | 914 |
| Hispanic / Latino | 172 |
| Citation | 658 |
| Alaska Native / American Indian | 0 |
| Asian / Pacific Islander | 0 |
| Black | 1 |
| White | 536 |
| Hispanic / Latino | 121 |
| Written warning and arrest | 28 |
| Alaska Native / American Indian | 0 |
| Asian / Pacific Islander | 1 |
| Black | 0 |
| White | 26 |
| Hispanic / Latino | 1 |
| Citation and arrest | 8 |
| Alaska Native / American Indian | 0 |
| Asian / Pacific Islander | 0 |
| Black | 1 |
| White | 7 |
| Hispanic / Latino | 0 |
| Arrest | 0 |
| Alaska Native / American Indian | 0 |
| Asian / Pacific Islander | 0 |
| Black | 0 |
| White | 0 |
| Hispanic / Latino | 0 |
| Arrest based on | |
| Violation of Penal Code | 23 |
| Alaska Native / American Indian | 0 |
| Asian / Pacific Islander | 0 |

| | |
|------------------------------------|-----------|
| Black | 1 |
| White | 21 |
| Hispanic / Latino | 1 |
| Violation of Traffic Law | 2 |
| Alaska Native / American Indian | 0 |
| Asian / Pacific Islander | 0 |
| Black | 0 |
| White | 2 |
| Hispanic / Latino | 0 |
| Violation of City Ordinance | 0 |
| Alaska Native / American Indian | 0 |
| Asian / Pacific Islander | 0 |
| Black | 0 |
| White | 0 |
| Hispanic / Latino | 0 |
| Outstanding Warrant | 11 |
| Alaska Native / American Indian | 0 |
| Asian / Pacific Islander | 0 |
| Black | 0 |
| White | 11 |
| Hispanic / Latino | 0 |

Was physical force resulting in bodily injury used during stop?

| | |
|---------------------------------------|-------------|
| Yes | 0 |
| Alaska Native / American Indian | 0 |
| Asian / Pacific Islander | 0 |
| Black | 0 |
| White | 0 |
| Hispanic / Latino | 0 |
| Resulting in Bodily Injury To: | |
| Suspect | 0 |
| Officer | 0 |
| Both | 0 |
| No | 1783 |
| Alaska Native / American Indian | 0 |
| Asian / Pacific Islander | 1 |
| Black | 5 |
| White | 1483 |
| Hispanic / Latino | 294 |

Number of complaints of racial profiling

| | |
|---------------------------------------|---|
| Total | 0 |
| Resulted in disciplinary action | 0 |
| Did not result in disciplinary action | 0 |

Comparative Analysis

| | |
|-------------------------------------|-------------------------------------|
| Use TCOLE's auto generated analysis | <input checked="" type="checkbox"/> |
| Use Department's submitted analysis | <input type="checkbox"/> |

Optional Narrative

N/A

Submitted electronically to the



The Texas Commission on Law Enforcement

**U.S. CENSUS
BUREAU PROFILE
FOR HIDALGO
COUNTY**

An official website of the United States government [Here's how you know](#)



QuickFacts
Hidalgo County, Texas

QuickFacts provides statistics for all states and counties. Also for cities and towns with a population of 5,000 or more.

Enter state, county, city, town, or zip code

— Select a fact —



Table

| All Topics | Hidalgo County, Texas |
|---|-----------------------|
| Population estimates, July 1, 2024, (V2024) | NA |
| PEOPLE | |
| Population | |
| Population estimates, July 1, 2024, (V2024) | NA |
| Population estimates, July 1, 2023, (V2023) | 893,471 |
| Population estimates base, April 1, 2020, (V2024) | NA |
| Population estimates base, April 1, 2020, (V2023) | 870,787 |
| Population, percent change - April 1, 2020 (estimates base) to July 1, 2024, (V2024) | NA |
| Population, percent change - April 1, 2020 (estimates base) to July 1, 2023, (V2023) | 3.2% |
| Population, Census, April 1, 2020 | 870,781 |
| Population, Census, April 1, 2010 | 774,769 |
| Age and Sex | |
| Persons under 5 years, percent | 7.6% |
| Persons under 18 years, percent | 30.5% |
| Persons 65 years and over, percent | 11.9% |
| Female persons, percent | 50.6% |
| Race and Hispanic Origin | |
| White alone, percent | 96.6% |
| Black alone, percent (a) (a) | 1.1% |
| American Indian and Alaska Native alone, percent (a) (a) | 0.6% |
| Asian alone, percent (a) (a) | 1.2% |
| Native Hawaiian and Other Pacific Islander alone, percent (a) (a) | 0.1% |
| Two or More Races, percent | 0.5% |
| Hispanic or Latino, percent (b) (b) | 91.9% |
| White alone, not Hispanic or Latino, percent | 6.1% |
| Population Characteristics | |
| Veterans, 2019-2023 | 19,430 |
| Foreign-born persons, percent, 2019-2023 | 26.0% |
| Housing | |
| Housing Units, July 1, 2023, (V2023) | 314,640 |
| Owner-occupied housing unit rate, 2019-2023 | 67.6% |
| Median value of owner-occupied housing units, 2019-2023 | \$124,000 |
| Median selected monthly owner costs - with a mortgage, 2019-2023 | \$1,413 |
| Median selected monthly owner costs -without a mortgage, 2019-2023 | \$459 |
| Median gross rent, 2019-2023 | \$925 |
| Building Permits, 2023 | 6,899 |
| Families & Living Arrangements | |
| Housholds, 2019-2023 | 264,128 |
| Persons per household, 2019-2023 | 3.30 |
| Living in the same house 1 year ago, percent of persons age 1 year+ , 2019-2023 | 90.4% |
| Language other than English spoken at home, percent of persons age 5 years+, 2019-2023 | |
| Computer and Internet Use | |
| Households with a computer, percent, 2019-2023 | |

Is this page helpful? Yes No

| | |
|---|------------|
| Households with a broadband Internet subscription, percent, 2019-2023 | 84.6% |
| Education | |
| High school graduate or higher, percent of persons age 25 years+, 2019-2023 | 69.3% |
| Bachelor's degree or higher, percent of persons age 25 years+, 2019-2023 | 20.3% |
| Health | |
| With a disability, under age 65 years, percent, 2019-2023 | 8.2% |
| Persons without health insurance, under age 65 years, percent | 30.2% |
| Economy | |
| In civilian labor force, total, percent of population age 16 years+, 2019-2023 | 58.5% |
| In civilian labor force, female, percent of population age 16 years+, 2019-2023 | 50.2% |
| Total accommodation and food services sales, 2022 (\$1,000) (c) | 1,955,802 |
| Total health care and social assistance receipts/revenue, 2022 (\$1,000) (c) | 5,469,733 |
| Total transportation and warehousing receipts/revenue, 2022 (\$1,000) (c) | 2,167,679 |
| Total retail sales, 2022 (\$1,000) (c) | 15,359,533 |
| Total retail sales per capita, 2022 (c) | \$17,291 |
| Transportation | |
| Mean travel time to work (minutes), workers age 16 years+, 2019-2023 | 22.9 |
| Income & Poverty | |
| Median households income (in 2023 dollars), 2019-2023 | \$52,281 |
| Per capita income in past 12 months (in 2023 dollars), 2019-2023 | \$22,005 |
| Persons in poverty, percent | 26.9% |
| BUSINESSES | |
| Businesses | |
| Total employer establishments, 2022 | 13,037 |
| Total employment, 2022 | 221,390 |
| Total annual payroll, 2022 (\$1,000) | 7,701,896 |
| Total employment, percent change, 2021-2022 | 6.3% |
| Total nonemployer establishments, 2022 | 95,480 |
| All employer firms, Reference year 2022 | 10,093 |
| Men-owned employer firms, Reference year 2022 | 6,051 |
| Women-owned employer firms, Reference year 2022 | 2,098 |
| Minority-owned employer firms, Reference year 2022 | 6,845 |
| Nonminority-owned employer firms, Reference year 2022 | S |
| Veteran-owned employer firms, Reference year 2022 | S |
| Nonveteran-owned employer firms, Reference year 2022 | 8,810 |
| GEOGRAPHY | |
| Geography | |
| Population per square mile, 2020 | 554.3 |
| Population per square mile, 2010 | 493.2 |
| Land area in square miles, 2020 | 1,570.96 |
| Land area in square miles, 2010 | 1,570.87 |
| FIPS Code | 48215 |

About datasets used in this table

Value Notes

Methodology differences may exist between data sources, and so estimates from different sources are not comparable.

Some estimates presented here come from sample data, and thus have sampling errors that may render some apparent differences between geographics statistically indistinguishable. Click the Quick Info to the left of each learn about sampling error.

The vintage year (e.g., V2024) refers to the final year of the series (2020 thru 2024). Different vintage years of estimates are not comparable.

Users should exercise caution when comparing 2019-2023 ACS 5-year estimates to other ACS estimates. For more information, please visit the [2023 5-year ACS Comparison Guidance page](#).

Fact Notes

- (a) Includes persons reporting only one race
- (b) Hispanics may be of any race, so also are included in applicable race categories
- (c) Economic Census - Puerto Rico data are not comparable to U.S. Economic Census data

Value Flags


- D Suppressed to avoid disclosure of confidential information
- F Fewer than 25 firms
- FN Footnote on this item in place of data
- NA Not available

Is this page helpful? ✕

Yes No

- S Suppressed; does not meet publication standards
- X Not applicable
- Z Value greater than zero but less than half unit of measure shown
- Either no or too few sample observations were available to compute an estimate, or a ratio of medians cannot be calculated because one or both of the median estimates falls in the lowest or upper interval of a
- N Data for this geographic area cannot be displayed because the number of sample cases is too small.



QuickFacts data are derived from: Population Estimates, American Community Survey, Census of Population and Housing, Current Population Survey, Small Area Health Insurance Estimates, Small Area Income and Poverty Est Housing Unit Estimates, County Business Patterns, Nonemployer Statistics, Economic Census, Survey of Business Owners, Building Permits.

CONNECT WITH US     

Information Quality | Data Linkage Infrastructure | Data Protection and Privacy Policy | Accessibility | FOIA | Inspector General | No FEAR Act | U.S. Department of Commerce | USA.gov

Measuring America's People, Places, and Economy

Is this page helpful? ✕

 Yes  No