

Unlock stock picks and a broker-level newsfeed that powers Wall Street.

Upgrade Now

NasdaqGS - Nasdaq Real Time Price • USD

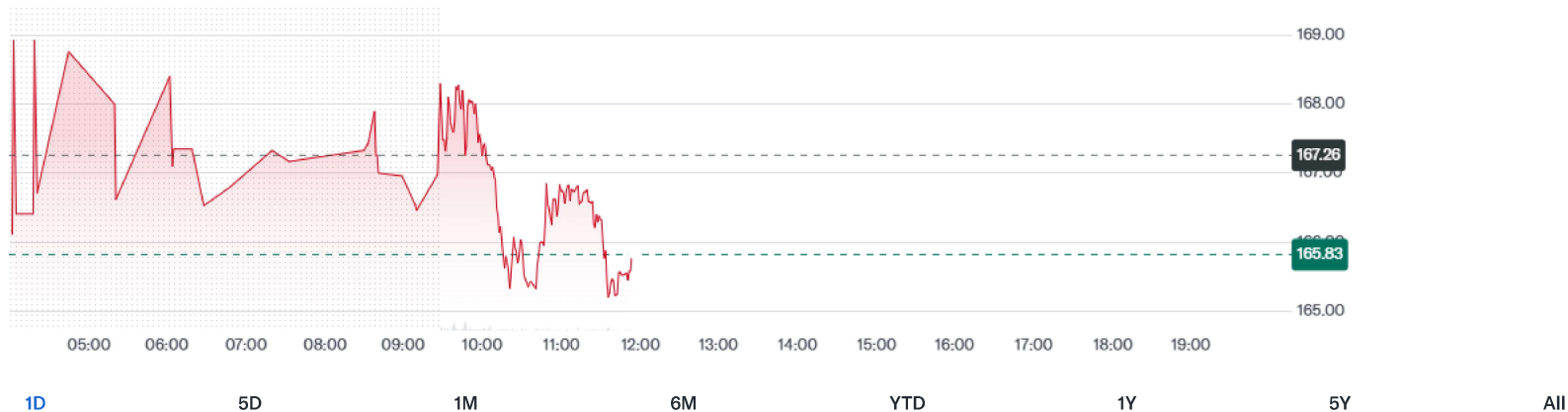
CDW Corporation (CDW) ☆ Follow ↔ Compare

165.94 -1.32 (-0.79%)

As of 11:55:01 AM EST. Market Open.

Key Events

▲ Mountain ▾



Previous Close	167.26
Open	167.26
Bid	165.64 x 100
Ask	174.93 x 100
Day's Range	165.15 - 168.50
52 Week Range	165.15 - 263.37
Volume	432,632
Avg. Volume	1,315,574

Market Cap (intraday)	21.986B
Beta (5Y Monthly)	1.00
PE Ratio (TTM)	20.79
EPS (TTM)	7.98
Earnings Date	Apr 29, 2025 - May 5, 2025
Forward Dividend & Yield	2.50 (1.49%)
Ex-Dividend Date	Feb 25, 2025
1y Target Est	225.93

▼ **CDW Corporation Overview** - Information Technology Services / Technology

CDW Corporation provides information technology (IT) solutions in the United States, the United Kingdom, and Canada. It operates through three segments: Corporate, Small Business, and Public. The company offers discrete hardware and software products and services, as well as integrated IT solutions, including on-premise and cloud capabilities across hybrid infrastructure, digital experience, and security. It also provides hardware products comprising notebooks/mobile devices, tablets, network communications, collaboration hardware, data storage and servers, desktop computers, and other hardware; and software products, such as cloud solutions, software assurance, application suites, security,...

www.cdw.com

Recent News: CDW

15,100 Full Time Employees

All News or **Press Releases** SEC Filings ▾

December 31
Fiscal Year Ends

Information Technology Services
Industry

CDW Will Participate in the Morgan Stanley Technology, Media & Telecom Conference

Business Wire • 17 days ago



Here's Why Aris Sold its Stake in CDW Corporation (CDW)

Insider Monkey • 21 days ago



Is CDW Corporation (CDW) Mid-Cap IT Stock Outperforming The Market In 2025?
Insider Monkey • 24 days ago



CDW (NASDAQ:CDW) Is Paying Out A Dividend Of \$0.625
Simply Wall St. • 26 days ago



CDW Full Year 2024 Earnings: In Line With Expectations
Simply Wall St. • 29 days ago



CDW Corp (CDW) Q4 2024 Earnings Call Highlights: Navigating Growth Amidst Challenges
GuruFocus.com • 29 days ago



Q4 2024 CDW Corp Earnings Call
Thomson Reuters StreetEvents • 29 days ago

CDW Q4 Earnings Surpass Estimates on Solid Revenue Growth, Shares Up
Zacks • 29 days ago



IT Company CDW Q4 Earnings: Sales Climb, AI Focus, Stock Buyback Boost & More
Benzinga • 30 days ago



CDW: Q4 Earnings Snapshot
Associated Press Finance • 30 days ago

CDW Authorizes \$750 Million Share Repurchase Program Increase and Declares Quarterly Cash Dividend of \$0.625 Per Share
Business Wire • 30 days ago



Power Up Your Trading
Ad • TradeStation

View More →

Performance Overview: CDW

Trailing total returns as of 3/7/2025, which may include dividends or other distributions. Benchmark is [S&P 500](#).

YTD Return

CDW
- 4.33%

S&P 500
- 3.58%

1-Year Return

CDW
- 32.36%

S&P 500
+ 9.96%

3-Year Return

CDW
+ 3.95%

S&P 500
+ 34.98%

5-Year Return

CDW
+ 57.63%

S&P 500
+ 90.78%

Compare To: CDW

Compare

Select to analyze similar companies using key performance metrics; select up to 4 stocks.

CDW
CDW Corporation
165.94 **-0.79%**

IT
Gartner, Inc.
468.32 **-3.06%**

BR
Broadridge Financial ...
235.13 **-1.14%**

JKHY
Jack Henry & Associa...
191.94 **+4.59%**

SAIC
Science Applications ...
106.70 **+4.44%**

DXC
DXC Technology Com...
18.14 **+1.06%**

Mkt Cap 21.986B
Industry Information Technology...

Mkt Cap 35.975B
Industry Information Technology...

Mkt Cap 27.515B
Industry Information Technology...

Mkt Cap 13.992B
Industry Information Technology...

Mkt Cap 5.216B
Industry Information Technology...

Mkt Cap
Industry Information Techno...

Statistics: CDW

Valuation Measures

Current Quarterly Annual

As of 3/6/2025

Market Cap	22.16B
Enterprise Value	27.43B
Trailing P/E	20.99
Forward P/E	17.15
PEG Ratio (5yr expected)	--
Price/Sales (ttm)	1.08
Price/Book (mrq)	9.42
Enterprise Value/Revenue	1.31
Enterprise Value/EBITDA	14.25

Financial Highlights

Profitability and Income Statement

Profit Margin	5.13%
Return on Assets (ttm)	7.50%
Return on Equity (ttm)	49.04%
Revenue (ttm)	21B
Net Income Avi to Common (ttm)	1.08B
Diluted EPS (ttm)	7.98

Balance Sheet and Cash Flow

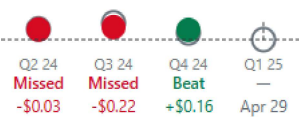
Total Cash (mrq)	717.7M
Total Debt/Equity (mrq)	271.15%
Levered Free Cash Flow (ttm)	1.08B

[View More](#) →

Research Analysis: CDW

Earnings Per Share

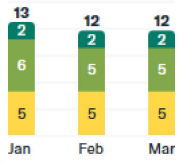
+1.96 Estimate



Revenue vs. Earnings

Revenue 5.19B Earnings 264.2M

Analyst Recommendations



- Strong Buy
- Buy
- Hold
- Underperform
- Sell

Analyst Price Targets

\$01.00

165.94
Current

225.93
Average

240.00

High

View More →

Company Insights: CDW

Fair Value



165.94
Current

Dividend Score

0
Low

CDW

Sector Avg.

100
High

Hiring Score

0
Low

CDW

Sector Avg.

100
High

Insider Sentiment Score

0
Low

CDW

Sector Avg.

100
High

Research Reports: CDW

Lowering target price to \$180.00

CDW CORP/DE has an Investment Ratin...

Rating: Price Target:

Argus • 2 days ago

Lowering target price to \$192.00

CDW CORP/DE has an Investment Ratin...

Rating: Price Target:

Argus • 9 days ago

Raising target price to \$202.00

CDW CORP/DE has an Investment Ratin...

Rating: Price Target:

Argus • 16 days ago

Lowering target price to \$201.00

CDW CORP/DE has an Investment Ratin...

Rating: Price Target:

Argus • 23 days ago

View More →

People Also Watch

VRSK
Verisk Analytics, Inc.
296.02 **+0.22%**

ANSS
ANSYS, Inc.
320.85 **-1.32%**

IT
Gartner, Inc.
468.32 **-3.06%**

ALLE
Allegion plc
130.19 **+2.23%**

FTV
Fortive Corporation
75.73 **-1.90%**




IEX
IDEX Corporation
184.44 **-1.62%**

CBRE
CBRE Group, Inc.
127.33 **-4.74%**

IQV
IQVIA Holdings Inc.
184.87 **-0.33%**

JKHY
Jack Henry & Associat.
191.94 **+4.59%**

yahoo!finance
Copyright © 2025 Yahoo.
All rights reserved.

- POPULAR QUOTES**
- Dow Jones
 - S&P 500
 - DAX Index
 - Nvidia
 - Tesla
 - DJT
 - Tariffs

- EXPLORE MORE**
- Mortgages
 - Credit Cards
 - Sectors
 - Crypto Heatmap
 - Financial News

- ABOUT**
- Data Disclaimer
 - Help
 - Feedback
 - Sitemap
 - Licensing
 - What's New
 - About Our Ads
 - Premium Plans