

Unlock stock picks and a broker-level newsfeed that powers Wall Street.



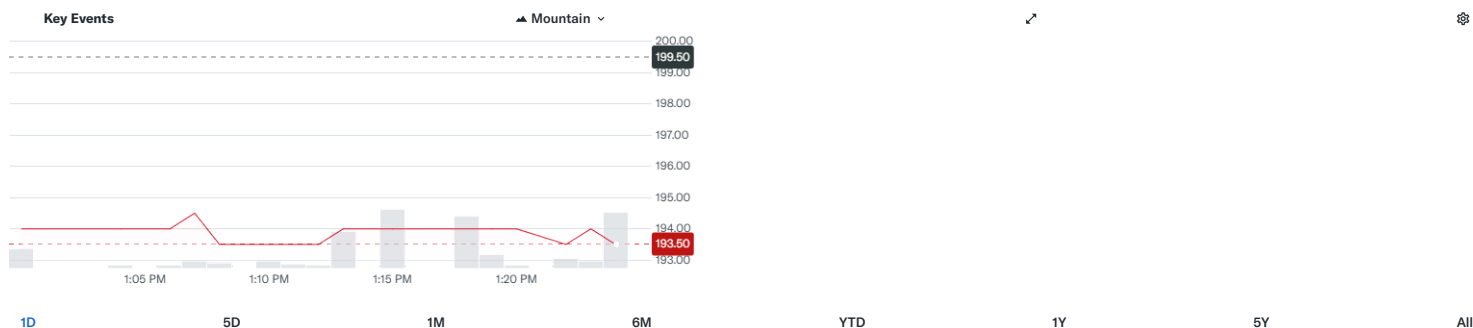
Upgrade Now

Taiwan - Delayed Quote • TWD

Johnson Health Tech .Co., Ltd. (1736.TW) [☆ Follow](#) [↔ Compare](#)

194.50 -5.00 (-2.51%)

At close: 1:30:13 PM GMT+8



Previous Close 199.50	Market Cap (intraday) 58.992B
Open 199.50	Beta (5Y Monthly) 0.72
Bid 194.50 x --	PE Ratio (TTM) 45.98
Ask 195.00 x --	EPS (TTM) 4.23
Day's Range 193.50 - 203.00	Earnings Date Mar 13, 2025
52 Week Range 68.50 - 220.00	Forward Dividend & Yield 1.00 (0.50%)
Volume 490,432	Ex-Dividend Date Jul 30, 2024
Avg. Volume 1,064,658	1y Target Est 192.00

Johnson Health Tech .Co., Ltd. Overview - Leisure / Consumer Cyclical

Johnson Health Tech. Co., Ltd. engages in the manufacture and sale of sports and fitness equipment in the Americas, Europe, Asia, and internationally. It offers cardiovascular and weight training equipment, and related electronic components, as well as video transmission and streaming service; researches, develops, manufactures, and trades in massage chairs; and sells food products. The company was incorporated in 1975 and is based in Taichung City, Taiwan.

Recent News: 1736.TW
www.johnsonfitness.com.tw

[All](#) [News](#) [Press Releases](#) [SEC Filings](#)

Full Time Employees
Three Dividend Stocks to Consider For Your Portfolio
Simply Wall St. Last month
Consumer Cyclical Sector

December 31
Fiscal Year Ends

Leisure
Industry

More about Johnson Health Tech .Co., Ltd.
50-year legend: The month stocks will likely crash
Ad • Chaikin Analytics

[View More →](#)

Performance Overview: 1736.TW

Trailing total returns as of 3/13/2025, which may include dividends or other distributions. Benchmark is TSEC CAPITALIZATION WEIGHTED ST.

YTD Return 1736.TW + 5.42% TSEC CAPITALIZATION WEIGHTED ST - 4.66%	1-Year Return 1736.TW + 172.09% TSEC CAPITALIZATION WEIGHTED ST + 10.20%
3-Year Return 1736.TW + 278.98% TSEC CAPITALIZATION WEIGHTED ST + 27.21%	5-Year Return 1736.TW + 284.84% TSEC CAPITALIZATION WEIGHTED ST + 116.82%

Compare To: 1736.TW

[Compare](#)

Select to analyze similar companies using key performance metrics; select up to 4 stocks.

1736.TW Johnson Health Tech ... 194.50 -2.51% Mkt Cap TWD 58.992B Industry Leisure	6768.TW Sports Gear Co., Ltd. 125.00 -4.21% Mkt Cap TWD 24.506B Industry Leisure	9914.TW Merida Industry Co., ... 166.50 -4.86% Mkt Cap TWD 49.781B Industry Leisure	1598.TW Dyaco International I... 28.40 +1.79% Mkt Cap TWD 4.524B Industry Leisure	9921.TW Giant Manufacturing ... 157.50 -4.26% Mkt Cap TWD 61.75B Industry Leisure	8467.TW Bonny Worldwide Lim... 211.00 -0.47% Mkt Cap TWD 10.81B Industry Leisure	8462.TW Power Wind Health In... 121.50 +2.53% Mkt Cap TWD 9.636B Industry Leisure	6670.T FuSheng 331.50 Mkt Cap Industry
--	--	---	---	---	--	---	--

Statistics: 1736.TW

Valuation Measures

Market Cap	60.51B
Enterprise Value	76.70B
Trailing P/E	47.16
Forward P/E	--
PEG Ratio (5yr expected)	--
Price/Sales (ttm)	1.40
Price/Book (mrq)	5.85
Enterprise Value/Revenue	1.78
Enterprise Value/EBITDA	18.89

Financial Highlights

Profitability and Income Statement

Profit Margin	2.97%
Return on Assets (ttm)	3.74%
Return on Equity (ttm)	12.93%
Revenue (ttm)	43.13B
Net Income Avi to Common (ttm)	1.28B
Diluted EPS (ttm)	4.23

Balance Sheet and Cash Flow

Total Cash (mrq)	2.03B
Total Debt/Equity (mrq)	172.91%
Levered Free Cash Flow (ttm)	587.24M

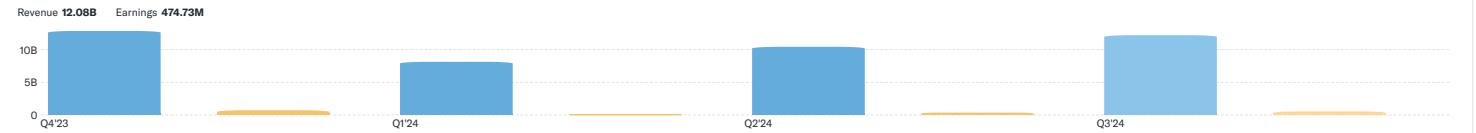
View More →

Research Analysis: 1736.TW

Earnings Per Share



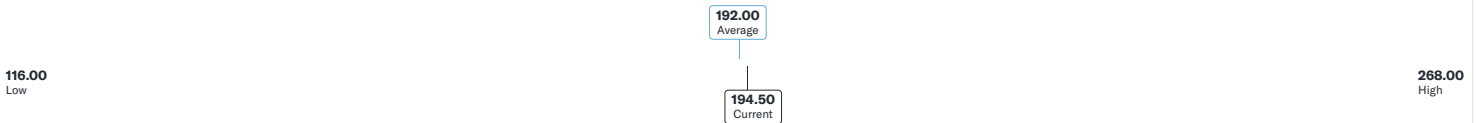
Revenue vs. Earnings



Analyst Recommendations



Analyst Price Targets



View More →

Company Insights: 1736.TW

1736.TW does not have Company Insights

People Also Watch

1722.TW Taiwan Fertilizer Co., L... 52.00 -0.57%	1707.TW Grape King Bio Ltd 146.00 -0.34%	9921.TW Giant Manufacturing C... 157.50 -4.26%	1477.TW Makalot Industrial Co., ... 351.00 -3.04%	1513.TW Chung-Hsein Electric an... 143.50 -1.71%	2912.TW President Chain Store ... 260.00 -0.19%	1527.TW Basso Industry Corp. 42.55 -1.16%	1210.TW Great Wall Enterprise ... 56.80 +1.43%	1216.TW Uni-President Enterpri... 82.30 -0.96%	1733.TW Apex Biotech 32.30 +0.30%
---	---	---	--	---	--	--	---	---	--



POPULAR QUOTES

Dow Jones
S&P 500
DAX Index
Nvidia
Tesla
DJT
Tariffs

EXPLORE MORE

Mortgages
Credit Cards
Sectors
Crypto Heatmap
Financial News

ABOUT

Data Disclaimer
Help
Feedback
Sitemap
Licensing
What's New
About Our Ads
Premium Plans