

LIVE Trump pauses most reciprocal tariffs, escalates with China, and stocks surge. See the latest. →

NasdaqGS - Nasdaq Real Time Price • USD

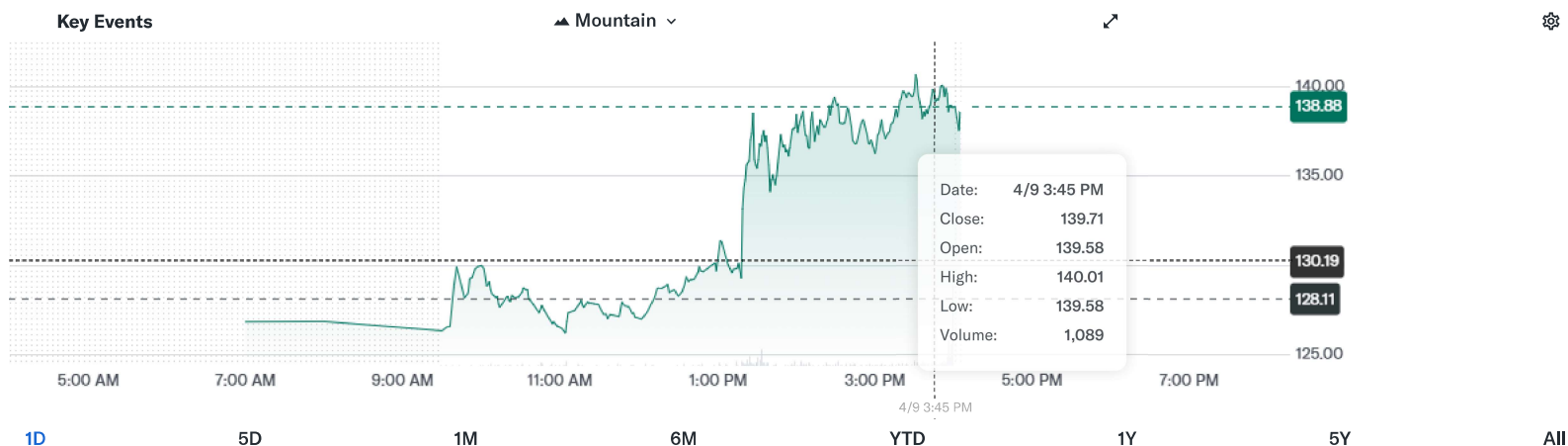
Insight Enterprises, Inc. (NSIT) ☆ Follow ↔ Compare

138.88 +10.77 +**(8.41%)**

At close: 4:00:02 PM EDT

140.69 +1.81 +**(1.30%)**

After hours: 4:21:38 PM EDT



Previous Close	128.11
Open	126.34
Bid	138.60 x 500
Ask	139.73 x 200
Day's Range	126.10 - 140.69
52 Week Range	126.10 - 228.07
Volume	508,637
Avg. Volume	422,919

Market Cap (intraday)	4.432B
Beta (5Y Monthly)	1.32
PE Ratio (TTM)	21.20
EPS (TTM)	6.55
Earnings Date	Apr 30, 2025 - May 5, 2025
Forward Dividend & Yield	--
Ex-Dividend Date	--
1y Target Est	188.02

▼ **Insight Enterprises, Inc. Overview** - Electronics & Computer Distribution / Technology

Insight Enterprises, Inc., together with its subsidiaries, provides information technology, hardware, software, and services in the United States and internationally. The company offers modern platforms/infrastructure that manages and supports cloud and data platforms, modern networks, and edge technologies; cybersecurity solutions automates and connects modern platform securely; data and artificial intelligence modernizes data platforms and architectures, and build data analytics and AI solutions; modern workplace and apps; and intelligent edge solutions that gathers and utilizes data for real-time decision making. It provides software maintenance solutions that offers clients to obtain software upgrades, bug...

www.insight.com

Performance Overview: NSIT

14,224 Full Time Employees

Trailing total returns as of 4/9/2025, which may include dividends or other distributions. Benchmark is **S&P 500 (^GSPC)**.

Technology	Sector
YTD Return	NSIT
- 8.69%	
S&P 500 (^GSPC)	
- 7.22%	

December 31 Fiscal Year Ends

Industry is **Electronics & Computer Distribution**

1-Year Return	NSIT
- 25.45%	
S&P 500 (^GSPC)	
+ 4.74%	

3-Year Return	NSIT
+ 38.23%	
S&P 500 (^GSPC)	
+ 21.58%	

5-Year Return	NSIT
+ 183.37%	
S&P 500 (^GSPC)	
+ 95.60%	

Compare To: NSIT

Compare

Select to analyze similar companies using key performance metrics; select up to 4 stocks.

NSIT
Insight Enterprises, I...
138.88 **+8.41%**

Mkt Cap 4.432B

Industry Electronics & Computer...

SCSC
ScanSource, Inc.
32.15 **+8.50%**

Mkt Cap 754.352M

Industry Electronics & Computer...

CNXN
PC Connection, Inc.
61.38 **+4.18%**

Mkt Cap 1.588B

Industry Electronics & Computer...

AVT
Avnet, Inc.
46.41 **+11.80%**

Mkt Cap 4.015B

Industry Electronics & Computer...

CLMB
Climb Global Solutio...
107.03 **+10.75%**

Mkt Cap 492.049M

Industry Electronics & Computer...

ARW.F
Arrow Electronics, Inc.
92.50 **+10.12%**

Mkt Cap

Industry Electronics & Computer...

Statistics: NSIT

Valuation Measures

Current Quarterly Annual

As of 4/8/2025

Market Cap	4.09B
Enterprise Value	4.91B
Trailing P/E	19.56
Forward P/E	12.94
PEG Ratio (5yr expected)	1.18
Price/Sales (ttm)	0.56
Price/Book (mrq)	2.31
Enterprise Value/Revenue	0.56
Enterprise Value/EBITDA	10.04

Financial Highlights

Profitability and Income Statement

Profit Margin	2.87%
Return on Assets (ttm)	3.78%
Return on Equity (ttm)	14.24%
Revenue (ttm)	8.7B
Net Income Avi to Common (ttm)	249.69M
Diluted EPS (ttm)	6.55

Balance Sheet and Cash Flow

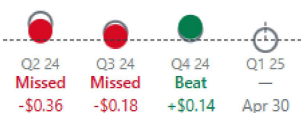
Total Cash (mrq)	259.23M
Total Debt/Equity (mrq)	65.86%
Levered Free Cash Flow (ttm)	571.53M

View More →

Research Analysis: NSIT

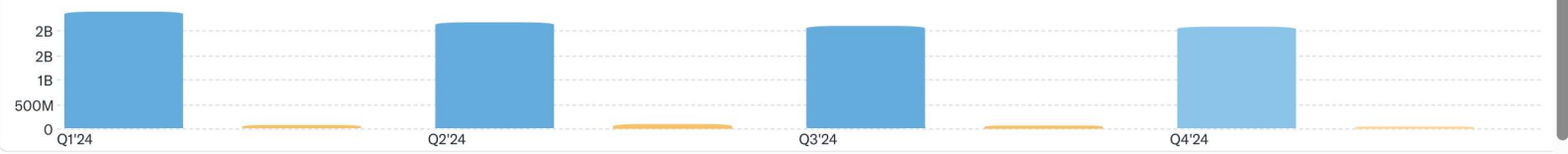
Earnings Per Share

+2.02 Estimate

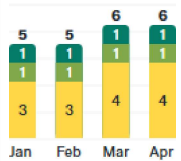


Revenue vs. Earnings

Revenue **2.07B** Earnings **37.01M**



Analyst Recommendations



- Strong Buy
- Buy
- Hold
- Underperform
- Sell

Analyst Price Targets



View More →

Company Insights: NSIT

Fair Value

🔒

138.88
Current

Dividend Score

🔒 NSIT

🔒 Sector Avg.

0 Low 100 High

Hiring Score

🔒 NSIT

🔒 Sector Avg.

0 Low 100 High

Insider Sentiment Score

🔒 NSIT

🔒 Sector Avg.

0 Low 100 High

Research Reports: NSIT

- Lowering target price to \$154.00**

INSIGHT ENTERPRISES INC has an...
- Raising target price to \$164.00**

INSIGHT ENTERPRISES INC has an...
- Lowering target price to \$163.00**

INSIGHT ENTERPRISES INC has an...
- Raising target price to \$167.00**

INSIGHT ENTERPRISES INC has an...

Rating: Price Target:

Argus • 7 days ago

Rating: Price Target:

Argus • 14 days ago

Rating: Price Target:

Argus • 21 days ago

Rating: Price Target:

Argus • 28 days ago

[View More](#) →

People Also Watch

SCSC

ScanSource, Inc.
32.15 **+8.50%**

CNXN

PC Connection, Inc.
61.38 **+4.18%**

EXLS

ExlService Holdings, Inc.
44.97 **+7.46%**

SPSC

SPS Commerce, Inc.
135.84 **+11.70%**

PLUS

ePlus inc.
59.41 **+8.47%**

PLXS

Plexus Corp.
124.45 **+12.17%**

LFUS

Littelfuse, Inc.
166.62 **+11.29%**

NOVT

Novanta Inc.
117.84 **+14.80%**

CSGS

CSG Systems Int
60.23 **+6.58%**

yahoo!finance

Copyright © 2025 Yahoo.
All rights reserved.



POPULAR QUOTES

Dow Jones
S&P 500
DAX Index
Nvidia
Tesla
DJT
Tariffs

EXPLORE MORE

Mortgages
Credit Cards
Sectors
Crypto Heatmap
Financial News

ABOUT

Data Disclaimer
Help
Feedback
Sitemap
Licensing
What's New
About Our Ads
Premium Plans