

insight public sector stock

All Finance News Images Short videos Videos Shopping More

Tools

Insight Enterprises Inc

NASDAQ: NSIT

Overview Compare

Market Summary > Insight Enterprises Inc

137.58 USD

0.00 (0.00%) today

Apr 24, 4:00 PM EDT • Disclaimer



Open	-	Mkt cap	4.39B	52-wk high	228.07
High	-	P/E ratio	21.01	52-wk low	126.10
Low	-	Div yield	-		

More about Insight Enterprises Inc >

Yahoo Finance
https://finance.yahoo.com/quote/NSIT

Insight Enterprises, Inc. (NSIT) Stock Price, News, Quote & ...

Find the latest **Insight Enterprises, Inc. (NSIT)** stock quote, history, news and other vital information to help you with your stock trading and investing.

- News
- Statistics
- Holders
- Profile

MarketWatch
https://www.marketwatch.com/.../United States

Insight Enterprises Inc. Stock Quote (U.S. - NSIT)

Insight Enterprises Inc.; Open \$133.56; Day Range 132.87 - 137.47; 52 Week Range 126.10 - 228.07; Market Cap \$4.25B; Public Float 31.47M ...

Investing.com
https://www.investing.com/equities/insight-enterpris

Insight Enterprises Stock Price Today | NASDAQ: NSIT Live

What Is the **Insight Enterprises Inc Stock Price Today?** The **Insight Enterprises Inc stock price** today is 137.42. What Is the **Stock Symbol for Insight Enterprises** ...

People also ask

Is Insight a publicly traded company?

Explore more

Related	Following
SPS Commerce Inc 139.03 USD	0.00%
Microsoft Corp 387.30 USD	0.00%
CSW Industrials Inc 314.30 USD	↑ 3.32%
Nasdaq Inc 74.74 USD	0.00%

Disclaimer

Overview

Insight Enterprises Inc. is an Arizona-based publicly traded global technology company that focuses on business-to-business and information technology for enterprises. The company is listed on the Fortune 500 and has offices in 11 countries. [Wikipedia](#)

CEO: Joyce Mullen (Jan 1, 2022–)

Founded: 1988

Founders: Tim Crown, Eric Crown

Headquarters: Tempe, AZ, Chandler, AZ

Number of employees: 14,324 (2024)

Revenue: 10.39 billion USD (2022)

Subsidiaries: Insight Direct USA, Inc. · [See more](#)

Disclaimer

Financials

Quarterly financials

(USD)	Dec 2024	Y
Revenue	2.07B	7.31%
Net income	37.01M	59.15%
Diluted EPS	1	58.68%
Net profit margin	1.79%	55.8%

Earnings calls

Upcoming	Scheduled Ma
Q1 2025	

What does Insight public sector do? ▼

What is the stock symbol for Insight Pharmaceuticals? ▼

Who is the CEO of Insight public sector? ▼


Feedback

 Nasdaq
<https://www.nasdaq.com> › Market Activity › Stocks

Insight Enterprises, Inc. Common Stock (NSIT)

Discover real-time **Insight Enterprises, Inc. Common Stock (NSIT)** stock prices, quotes, historical data, news, and Insights for informed trading and ...

- After-Hours
- Insider Activity
- Dividend History
- SEC Filings

 Insight Investor Relations
<https://investor.insight.com> › stock-information › stock-...


Stock Information - Stock Performance

3 days ago — Stock Quote. **NASDAQ: NSIT**. Price. 132.08. Volume. 167,544. Change. -1.27 ... Insight Direct USA Logo. Follow us. Email Alerts. Information ...
Missing: ~~public sector~~

 Yahoo Finance
<https://finance.yahoo.com> › quote › NSIT › news

Insight Enterprises, Inc. (NSIT) Latest Stock News & ...

Get the latest **Insight Enterprises, Inc. (NSIT) stock news and headlines** to help you in your trading and investing decisions.

 Insight Investor Relations
<https://investor.insight.com> › financial-reports › quarter...

Insight Enterprises, Inc. - Financials - Quarterly Earnings

Quarterly Earnings ; Gross profit. \$. 439,638 ; Gross margin. 21.2. % ; Selling and administrative expenses. \$. 358,487.

 WSJ
<https://www.wsj.com> › Quotes


Insight Enterprises Inc. (NSIT) Stock Price Today

Insight Enterprises Inc. · AT CLOSE 4:00 PM EDT 04/23/25 · **133.04USD** · 0.440.33% · Volume440,818 ...

 Bloomberg
<https://www.bloomberg.com> › quote › NSIT:US

NSIT: Insight Enterprises Inc Stock Price Quote

OPEN. 133.36 ; PREV. CLOSE. 134.68 ; VOLUME. 207,101.00 ; MARKET CAP. 4.288B ; DAY RANGE. 130.27 ...

 Simply Wall Street
<https://simplywall.st> › Stocks › Tech

Insight Enterprises (Nasdaq:NSIT) - Stock Price, News & ...






Historical **stock** prices. Current Share Price, US\$137.58. 52 Week High, US\$228.07. 52 Week Low, US\$126.10. Beta, 1.32. 1 Month Change, -11.79%.
Missing: ~~public~~ | Show results with: **public**

People also search for :


- Insight public sector stock **symbol** 🔍
- Is Insight **Global publicly traded** 🔍

Disclair

Related markets

	Dow Jones Industrial Average 40,093.40	0.00%
	S&P 500 5,484.77	0.00%
	Nasdaq Composite 17,166.04	↑ 2.74%
	Russell 2000 Index 1,957.59	↑ 2.00%
	NYSE Composite 18,895.41	↑ 1.42%

Disclair

Insight public sector stock **forecast** 

What does Insight Enterprises do 

Insight **Enterprises** 

Insight **Enterprises investor Relations** 

Insight **Enterprises news** 

Insight **Partners** 

1 2 3 4 5 6 7 8 9 10 [Next](#)

78539, Edinburg, TX - [From your device](#) - [Update location](#)

[Help](#) [Send feedback](#) [Privacy](#) [Terms](#)