

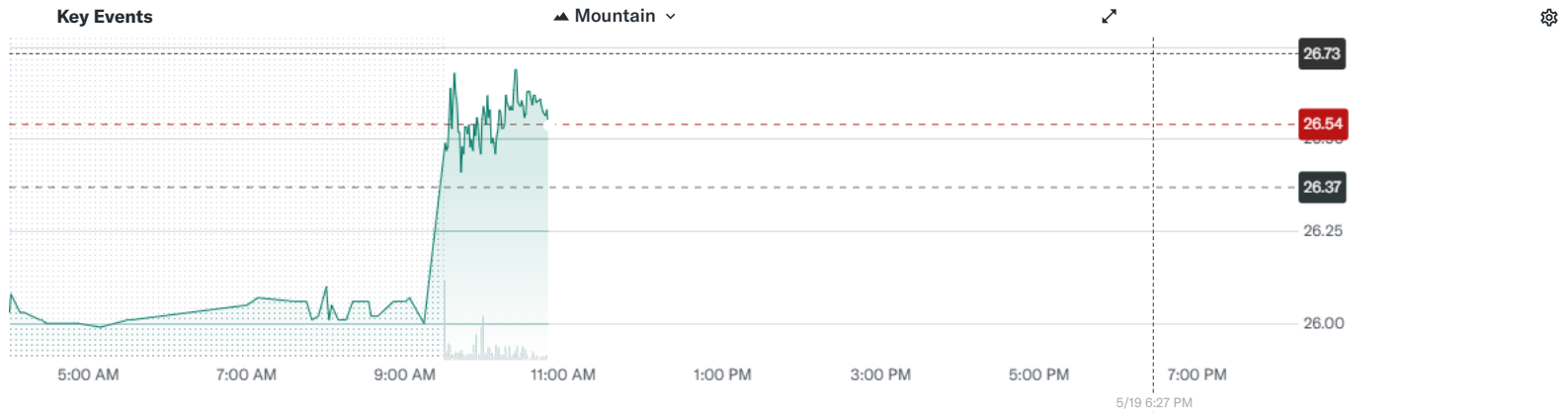
NYSE - Nasdaq Real Time Price - USD

The GEO Group, Inc. (GEO) ☆ Follow + Add holdings

26.54 +0.17 (+0.64%)

As of 10:48:43 AM EDT. Market Open.

[Time to buy GEO?](#)



Previous Close	26.37
Open	26.42
Bid	26.60 x 800
Ask	26.65 x 1200
Day's Range	26.43 - 26.72
52 Week Range	11.75 - 36.46
Volume	256,806
Avg. Volume	3,248,809

Market Cap (intraday)	3.751B
Beta (5Y Monthly)	0.81
PE Ratio (TTM)	120.64
EPS (TTM)	0.22
Earnings Date	Aug 5, 2025 - Aug 11, 2025
Forward Dividend & Yield	--
Ex-Dividend Date	Jan 22, 2021
1y Target Est	41.80

▼ **The GEO Group, Inc. Overview** - Security & Protection Services / Industrials

The GEO Group, Inc. owns, leases, operates, and manages secure facilities, processing centers, and community-based reentry facilities in the United States, Australia, the United Kingdom, and South Africa. The company operates through four segments: U.S. Secure Services; Electronic Monitoring and Supervision Services; Reentry Services; and International Services. It also provides secure facility management services, including the provision of security, administrative, rehabilitation, education, and food services; reentry services, such as temporary housing, programming, employment assistance, and other services; electronic monitoring and supervision services; and secure transportation services, as well as designs,...

www.geogroup.com

Recent News: GEO

16,500 Full Time Employees

[All](#) [Analyst Reports](#) [Press Releases](#) [SEC Filings](#)

December 31
Fiscal Year Ends

Security & Protection Services
Industry

3 Stocks Under \$50 With Mounting Challenges

StockStory • 10 hours ago




There May Be Some Bright Spots In GEO Group's (NYSE:GEO) Earnings

Simply Wall St. • 5 days ago



'Trump Administration Funneling Money To Private Prison Companies' AOC Says, Calling Out Profits From ICE Detentions After Campaign Kickbacks

Benzinga • 6 days ago





Earnings Miss: The GEO Group, Inc. Missed EPS By 20% And Analysts Are Revising Their Forecasts

Simply Wall St. • 9 days ago



Private Prisons Count on 'Big Beautiful Bill' for Immigration Payday

The Wall Street Journal • 10 days ago



The Geo Group, Inc. (GEO): Among Billionaire Rob Citrone's Small-Cap Stock Picks with Huge Upside Potential

Insider Monkey • 10 days ago



GEO Group First Quarter 2025 Earnings: Misses Expectations

Simply Wall St. • 11 days ago



Why The GEO Group, Inc. (GEO) Nosedived on Wednesday

Insider Monkey • 11 days ago



The GEO Group Inc (GEO) Q1 2025 Earnings Call Highlights: Navigating Challenges and Seizing ...

GuruFocus.com • 11 days ago



Q1 2025 Geo Group Inc Earnings Call

Thomson Reuters StreetEvents • 11 days ago

Record High Interest Rates Have People Switching to These Three Banks (See List)

Ad • SavingsPro | Search Ads

View More →

Performance Overview: GEO

Trailing total returns as of 5/19/2025, which may include dividends or other distributions. Benchmark is [S&P 500 \(^GSPC\)](#).

YTD Return

GEO

- 5.15%

S&P 500 (^GSPC)

+ 0.88%

1-Year Return

GEO

+ 97.76%

S&P 500 (^GSPC)

+ 11.88%

3-Year Return

GEO

+ 279.14%

S&P 500 (^GSPC)

+ 52.11%

5-Year Return

GEO

+ 172.67%

S&P 500 (^GSPC)

+ 103.00%

Compare To: GEO

Compare



Select to analyze similar companies using key performance metrics; select up to 4 stocks.

GEO
The GEO Group, Inc.
26.54 +0.64%



Mkt Cap 3.751B

Industry Security & Protection S...

CXW
CoreCivic, Inc.
22.12 +1.04%



Mkt Cap 2.414B

Industry Security & Protection S...

EVLV
Evolv Technologies H...
5.76 +5.40%



Mkt Cap 940.77M

Industry Security & Protection S...

ADT
ADT Inc.
8.57 -0.29%



Mkt Cap 7.165B

Industry Security & Protection S...

BRC
Brady Corporation
70.77 -1.05%



Mkt Cap 3.349B

Industry Security & Protection S...

ALLE
Allegion plc
144.79 -0.58%



Mkt Cap

Industry Security & Pr

Statistics: GEO

Valuation Measures

Current Quarterly Annual

As of 5/16/2025

Market Cap	3.73B
Enterprise Value	5.44B
Trailing P/E	119.86
Forward P/E	23.53
PEG Ratio (5yr expected)	2.35
Price/Sales (ttm)	1.49
Price/Book (mrq)	2.78
Enterprise Value/Revenue	2.25
Enterprise Value/EBITDA	16.13

Financial Highlights

Profitability and Income Statement

Profit Margin	1.19%
Return on Assets (ttm)	5.01%
Return on Equity (ttm)	2.17%
Revenue (ttm)	2.42B
Net Income Avi to Common (ttm)	30.58M
Diluted EPS (ttm)	0.22

Balance Sheet and Cash Flow

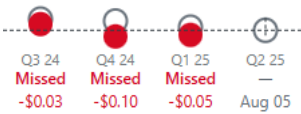
Total Cash (mrq)	64.82M
Total Debt/Equity (mrq)	132.50%
Levered Free Cash Flow (ttm)	79.95M

[View More](#) →

Research Analysis: GEO

Earnings Per Share

+0.17 Estimate

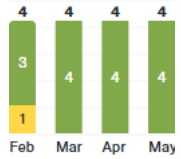


Revenue vs. Earnings

Revenue 604.65M Earnings 19.6M

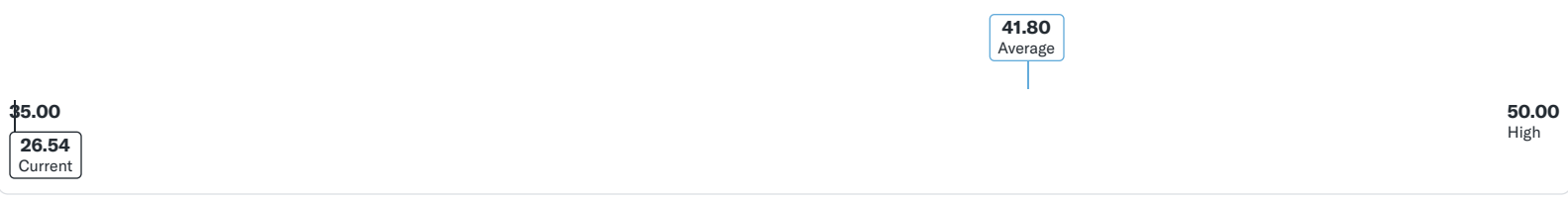


Analyst Recommendations



- Strong Buy
- Buy
- Hold
- Underperform
- Sell

Analyst Price Targets



[View More →](#)

Company Insights: GEO

Fair Value ⓘ

🔒

26.54
 Current

Dividend Score ⓘ

🔒
 GEO

🔒
 Sector Avg.

0
 Low

100
 High

Hiring Score ⓘ

🔒
 GEO

🔒
 Sector Avg.

0
 Low

100
 High

Insider Sentiment Score ⓘ

🔒
 GEO

🔒
 Sector Avg.

0
 Low

100
 High

Research Reports: GEO

Lowering target price to \$35.00

GEO GROUP INC/THE has an Investme...

Rating: 🔒 | Price Target: 🔒

Argus • 5 days ago

Lowering target price to \$39.00

GEO GROUP INC/THE has an Investme...

Rating: 🔒 | Price Target: 🔒

Argus • 12 days ago

Raising target price to \$41.00

GEO GROUP INC/THE has an Investme...

Rating: 🔒 | Price Target: 🔒

Argus • 19 days ago

Lowering target price to \$37.00

GEO GROUP INC/THE has an Investme...

Rating: 🔒 | Price Target: 🔒

Argus • 26 days ago

[View More →](#)

People Also Watch

- CXW ↑
- SKT ↑
- EPR ↑
- MPW ↑
- OHI ↑
- MAC ↑
- IRM ↑
- SBRA ↑

CoreCivic, Inc ▲ 22.12 +1.04	Tanger Inc. ▲ 30.97 -0.71	EPR Propertie ▲ 53.98 -0.33	Medical Properties Tru ▲ 4.9499 -2.37%	Omega Healthcare Inv. ▲ 37.15 +0.31%	The Macerich Compa ▲ 15.83 -1.25%	Iron Mountain Incorpo ▲ 100.57 -0.04%	Sabra Health Care REI ▲ 18.00 +0.70%
--	-------------------------------------	---------------------------------------	--	--	---	---	--

yahoo!finance

Copyright © 2025 Yahoo.
All rights reserved.



What's trending

- Dow Jones
- S&P 500
- DAX Index
- Nvidia
- Tesla
- DJT
- Tariffs

Explore more

- Mortgages
- Credit Cards
- Sectors
- Crypto Heatmap
- Financial News

About

- Data Disclaimer
- Help
- Feedback
- Sitemap
- Licensing
- What's New
- About Our Ads
- Premium Plans