






 tyler technologies stock







Sign in

[All](#)
[Finance](#)
[News](#)
[Images](#)
[Short videos](#)
[Videos](#)
[Forums](#)
[More ▾](#)
[Tools ▾](#)


Tyler Technologies Inc
NYSE: TYL

Overview
Compare

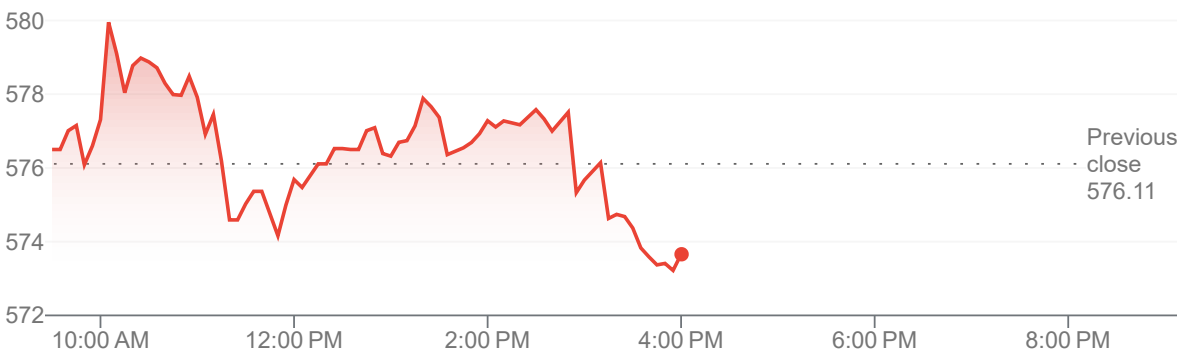
Market Summary > Tyler Technologies Inc

573.64 USD

-2.47 (0.43%) ↓ today

Closed: May 28, 4:02 PM EDT • Disclaimer
 After hours 573.64 0.00 (0.00%)

[1D](#) | [5D](#) | [1M](#) | [6M](#) | [YTD](#) | [1Y](#) | [5Y](#) | [Max](#)



Open	576.24	Mkt cap	24.74B	52-wk high	661.31
High	580.27	P/E ratio	86.41	52-wk low	458.50
Low	572.58	Div yield	-		

More about Tyler Technologies Inc >

News

 MSN
 ⋮

[Are Wall Street Analysts Predicting Tyler Stock Will Climb or Sink?](#)

2 days ago



 Barchart.com
 ⋮

[Are Wall Street Analysts Predicting Tyler Stock Will Climb Or Sink?](#)