

NasdaqGS - Nasdaq Real Time Price • USD

Intuit Inc. (INTU) ☆ Follow + Add holdings

763.83 +1.73 (+0.23%)

As of 3:55:08 PM EDT. Market Open.

Time to buy INTU?

Key Events

Mountain



1D 5D 1M 6M YTD 1Y 5Y All

Previous Close 762.10	Market Cap (intraday) 213.047B
Open 758.81	Beta (5Y Monthly) 1.28
Bid 723.23 x 100	PE Ratio (TTM) 62.61
Ask 807.52 x 100	EPS (TTM) 12.19
Day's Range 754.53 - 765.46	Earnings Date Aug 20, 2025 - Aug 25, 2025
52 Week Range 532.65 - 773.45	Forward Dividend & Yield 4.16 (0.54%)
Volume 969,537	Ex-Dividend Date Jul 10, 2025
Avg. Volume 1,818,417	1y Target Est 788.22

Intuit Inc. Overview - Software - Application / Technology

Intuit Inc. provides financial management, compliance, and marketing products and services in the United States. The company operates in four segments: Small Business & Self-Employed, Consumer, Credit Karma, and ProTax. The Small Business & Self-Employed segment provides QuickBooks services, that includes financial and business management online services, desktop software, payroll solutions, time tracking, merchant payment processing and bill pay solutions, checking accounts, and financing services for small and mid-market businesses; and Mailchimp, a marketing...

www.intuit.com

Recent News: INTU

18,800 Full Time Employees

July 31 Fiscal Year Ends

All News or Press Releases

Invest more confidently

Turn volatility into opportunity with weekly stock picks, portfolio risk analysis, and more.

Enrich Your Portfolio With These 4 Zacks • 6 hours ago

Upgrade now



Investors Heavily Search Intuit Inc. (INTU): Here is What You Need to Know

Zacks • 6 hours ago



Jim Cramer on Intuit (INTU): “Three Aces There”

Insider Monkey • 2 days ago



Intuit Inc. (INTU): A Bull Case Theory

Insider Monkey • 4 days ago



Intuit Gains 22% in a Month: Here's Why the Stock Is Still a Must Buy

Zacks • 6 days ago



Intuit Executive Marianna Tessel to Present at the Mizuho Technology Conference

Business Wire • 7 days ago



Intuit CEO Sasan Goodarzi to Present at the Nasdaq Investor Conference in Partnership with Jefferies

Business Wire • 7 days ago



Intuit (NasdaqGS:INTU) Enhances AI Platform GenOS To Revolutionize Business Solutions

Simply Wall St. • 8 days ago



Intuit Supercharges GenOS for Delivery of Done-for-You Agentic AI Experiences to ~100 Million Consumers, Businesses

Business Wire • 8 days ago



Buy 5 High-Flying Growth Stocks to Maximize Your Returns in June

Zacks • 8 days ago



The Zacks Analyst Blog Highlights Intuit, Amphenol, Broadcom, Twilio and Ubiquiti

Zacks • 8 days ago



Buy the Dip: 5 AI Stocks With Strong Growth Potential

Ad • Seeking Alpha

[View More →](#)

Performance Overview: IN

Trailing total returns as of 6/11/2025, w

Invest more confidently

Turn volatility into opportunity with weekly stock picks, portfolio risk analysis, and more.

C).

YTD Return

INTU
+ 21.84%
S&P 500 (^GSPC)
+ 2.31%

INTU
+ 35.54%
S&P 500 (^GSPC)
+ 11.95%

3-Year Return

INTU
+ 104.27%
S&P 500 (^GSPC)
+ 54.26%

5-Year Return

INTU
+ 183.48%
S&P 500 (^GSPC)
+ 100.44%

Compare To: INTU

Compare

Select to analyze similar companies using key performance metrics; select up to 4 stocks.

INTU ✓
Intuit Inc.
763.76 +0.22%
Mkt Cap 213.047B
Industry Software—Application

FICO +
Fair Isaac Corporation
1,799.18 +0.87%
Mkt Cap 43.795B
Industry Software—Application

NOW +
ServiceNow, Inc.
1,003.29 -0.65%
Mkt Cap 207.832B
Industry Software—Application

CRM +
Salesforce, Inc.
266.21 -0.78%
Mkt Cap 254.497B
Industry Software—Application

WDAY
Workday, Inc.
251.27 -0.58%
Mkt Cap 66
Industry Software—Application

Statistics: INTU

Valuation Measures

Current Quarterly Annual

As of 6/10/2025

Market Cap	212.59B
Enterprise Value	213.50B
Trailing P/E	62.40
Forward P/E	33.90
PEG Ratio (5yr expected)	1.98
Price/Sales (ttm)	11.91
Price/Book (mrq)	10.59
Enterprise Value/Revenue	11.78
Enterprise Value/EBITDA	39.77

Financial Highlights

Profitability and Income Statement

Profit Margin	Invest more confidently Turn volatility into opportunity with weekly stock picks, portfolio risk analysis, and more.	19.07%
Return on Assets (ttm)		8.56%
Return on Equity (ttm)		17.84%
Revenue (ttm)		18.18B
Net Income Avi to Common (ttm)		3.47B

Diluted EPS (ttm)

12.19

Balance Sheet and Cash Flow

Total Cash (mrq)

--

Total Debt/Equity (mrq)

--

Levered Free Cash Flow (ttm)

5.2B

[View More →](#)

Research Analysis: INTU

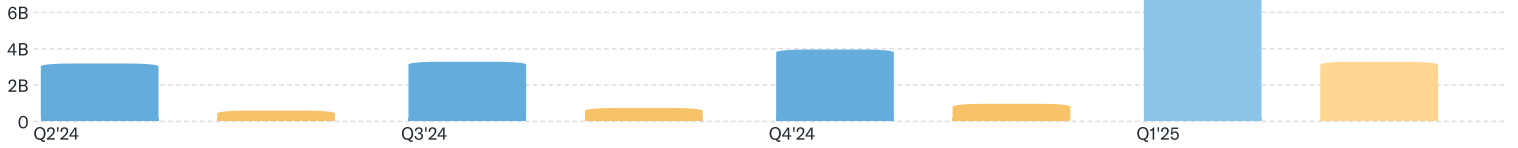
Earnings Per Share

+2.67 Estimate

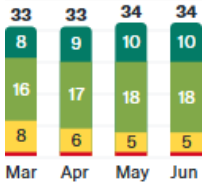


Revenue vs. Earnings

Revenue 7.75B Earnings 3.28B



Analyst Recommendations



- Strong Buy
- Buy
- Hold
- Underperform
- Sell

Analyst Price Targets



[View More →](#)

Company Insights: INTU

Fair Value



Invest more confidently

Turn volatility into opportunity with weekly stock picks, portfolio risk analysis, and more.

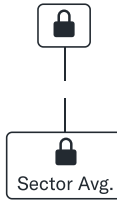


763.76
Current

Dividend Score



0
Low

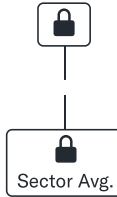


100
High

Hiring Score



0
Low

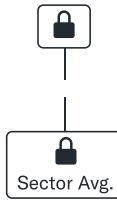


100
High

Insider Sentiment Score



0
Low



100
High

Research Reports: INTU

The Argus Sustainable...

Sustainable Impact Investing is gaining traction not only with Argus Research clients but also...

Argus • 13 days ago

Solid tax season and fiscal...

Intuit Inc. provides financial...

Rating: | Price Target:

Argus • 15 days ago

Stocks are up at Monday...

Stocks are up at Monday midday. All the major indices are higher by more than 1%. President Trump...

Argus • 15 days ago

Daily – Vickers Top Buyers &...

The Vickers Top Buyers & Sellers is a daily report that identifies the five companies the largest inside...

Argus • 2 months ago

[View More →](#)

People Also Watch

ADSK
Autodesk, Inc.
296.63 -0.31%

ADBE
Adobe Inc.
413.04 -0.73%

NOW
ServiceNow, Inc.
1,003.29 -0.65%

KLAC
KLA Corporation
872.00 +1.80%

LRCX
Lam Research Corpora...
90.95 -0.05%

Invest more confidently

Turn volatility into opportunity with weekly stock picks, portfolio risk analysis, and more.



What's trending

- Dow Jones
- S&P 500
- DAX Index
- Nvidia
- Tesla
- DJT
- Tariffs

Explore more

- Mortgages
- Credit Cards
- Sectors
- Crypto Heatmap
- Financial News

About

- Data Disclaimer
- Help
- Feedback
- Sitemap
- Licensing
- What's New
- About Our Ads
- Premium Plans

Invest more confidently

Turn volatility into opportunity with weekly stock picks, portfolio risk analysis, and more.