

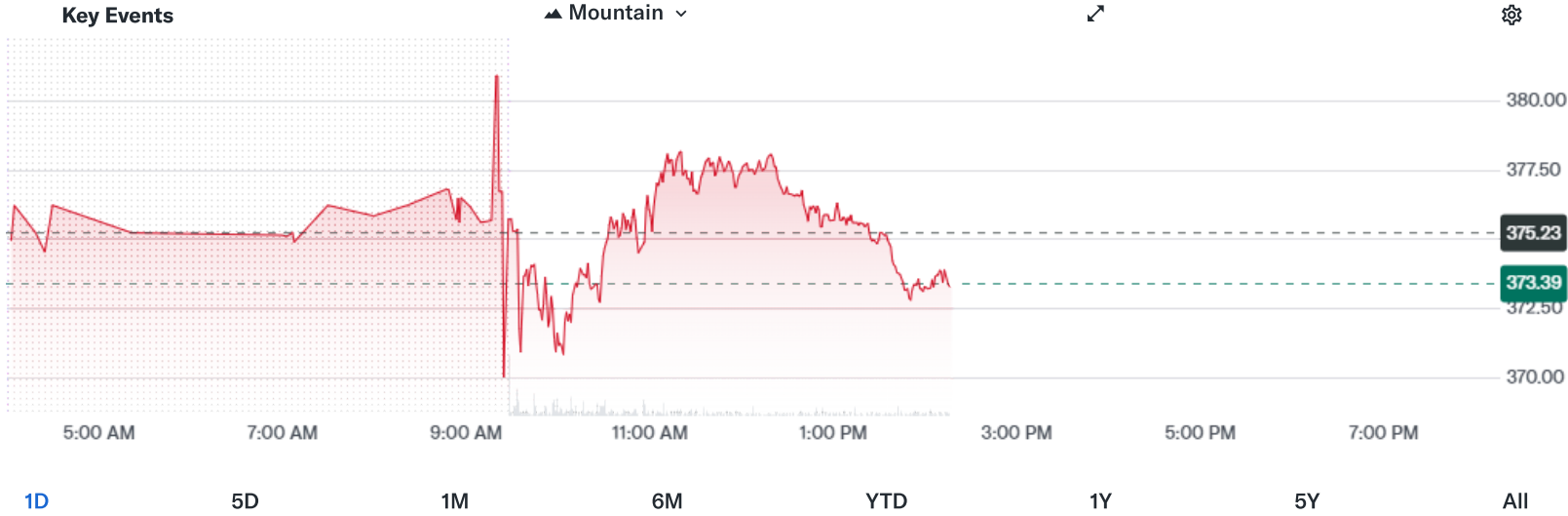
NasdaqGS - Nasdaq Real Time Price • USD

Charter Communications, Inc. (CHTR) ☆ Follow + Add holdings

373.39 -1.85 (-0.49%)

As of 2:18:35 PM EDT. Market Open.

[Time to sell CHTR?](#)



Previous Close	375.23	Market Cap (intraday)	51.577B
Open	375.13	Beta (5Y Monthly)	1.08
Bid	356.46 x 100	PE Ratio (TTM)	10.42
Ask	373.96 x 200	EPS (TTM)	35.83
Day's Range	370.58 - 378.33	Earnings Date	Jul 24, 2025 - Jul 28, 2025
52 Week Range	277.10 - 437.06	Forward Dividend & Yield	--
Volume	712,738	Ex-Dividend Date	--
Avg. Volume	1,407,979	1y Target Est	428.92

▼ **Charter Communications, Inc. Overview** - Telecom Services / Communication Services

Charter Communications, Inc. operates as a broadband connectivity and cable operator company serving residential and commercial customers in the United States. The company offers subscription-based internet, video, and mobile and voice services; a suite of broadband connectivity services, including fixed internet, WiFi, and mobile; advanced WiFi services; Spectrum internet products; in-home WiFi, which provides customers with high performance wireless routers and managed WiFi services to enhance their wireless internet experience; and out-of-home WiFi and Spectrum WiFi...

corporate.charter.com

Recent News: CHTR

- 94,500** Full Time Employees
- December 31** Fiscal Year Ends
- All** Communication Services News Press Releases
- SPECTRUM AWARDS \$300,000 AT** PR Newswire • yesterday

Invest more confidently

Turn volatility into opportunity with weekly stock picks, portfolio risk analysis, and more.

[Upgrade now](#)



Zacks Industry Outlook Highlights Comcast, Charter Communications and Naspers

Zacks • yesterday



3 Stocks to Watch From a Challenging Cable Television Industry

Zacks • 4 days ago



T Accelerates Fiber Network Expansion: Will it Boost Competitive Edge?

Zacks • 6 days ago



1 Safe-and-Steady Stock to Target This Week and 2 to Brush Off

StockStory • 7 days ago



Here's Why Charter Communications (CHTR) is a Strong Growth Stock

Zacks • 13 days ago



Are Investors Undervaluing Charter Communications (CHTR) Right Now?

Zacks • 13 days ago



Is Charter Communications (CHTR) Outperforming Other Consumer Discretionary Stocks This Year?

Zacks • 13 days ago




Q1 Earnings Highlights: Charter (NASDAQ:CHTR) Vs The Rest Of The Wireless, Cable and Satellite Stocks

StockStory • 13 days ago



Why This 1 Value Stock Could Be a Great Addition to Your Portfolio

Zacks • 14 days ago



Are You a Momentum Investor? This 1 Stock Could Be the Perfect Pick

Zacks • 15 days ago



Top 5 Dividend Stocks with Growth Potential

Ad • Seeking Alpha

[View More](#) →

Performance Overview: C

Trailing total returns as of 6/17/2025, w

Invest more confidently

Turn volatility into opportunity with weekly stock picks, portfolio risk analysis, and more.

(C).

YTD Return

CHTR
+ 8.93%
 S&P 500 (^GSPC)
+ 1.73%

CHTR
+ 30.58%
 S&P 500 (^GSPC)
+ 9.32%

3-Year Return

CHTR
- 15.52%
 S&P 500 (^GSPC)
+ 62.81%

5-Year Return

CHTR
- 30.11%
 S&P 500 (^GSPC)
+ 92.17%

Compare To: CHTR

Compare

Select to analyze similar companies using key performance metrics; select up to 4 stocks.

<p>CHTR Charter Communicati... 373.39 -0.49%</p> <p>Mkt Cap 51.577B Industry Telecom Services</p>	<p>CMCSA Comcast Corporation 34.50 -1.74%</p> <p>Mkt Cap 128.813B Industry Telecom Services</p>	<p>TMUS T-Mobile US, Inc. 220.89 -4.37%</p> <p>Mkt Cap 250.81B Industry Telecom Services</p>	<p>CABO Cable One, Inc. 129.12 -0.55%</p> <p>Mkt Cap 726.658M Industry Telecom Services</p>	<p>LBRDK Liberty Broadband C... 89.08 -0.32%</p> <p>Mkt Cap Industry Telecom Services</p>
------------------------------------------------------------------------------------------------------------------------------------------------	----------------------------------------------------------------------------------------------------------------------------------------------	-------------------------------------------------------------------------------------------------------------------------------------------	------------------------------------------------------------------------------------------------------------------------------------------	----------------------------------------------------------------------------------------------------------------------------------------

Statistics: CHTR

Valuation Measures

Current Quarterly Annual

As of 6/16/2025

Market Cap	51.83B
Enterprise Value	146.59B
Trailing P/E	10.47
Forward P/E	10.00
PEG Ratio (5yr expected)	0.40
Price/Sales (ttm)	0.99
Price/Book (mrq)	3.19
Enterprise Value/Revenue	2.66
Enterprise Value/EBITDA	6.83

Financial Highlights

Profitability and Income Statement

Profit Margin	<p>Invest more confidently Turn volatility into opportunity with weekly stock picks, portfolio risk analysis, and more.</p>	9.42%
Return on Assets (ttm)		5.64%
Return on Equity (ttm)		33.12%
Revenue (ttm)		55.14B
Net Income Avi to Common (ttm)		5.19B

Diluted EPS (ttm)

35.83

Balance Sheet and Cash Flow

Total Cash (mrq)

796M

Total Debt/Equity (mrq)

465.63%

Levered Free Cash Flow (ttm)

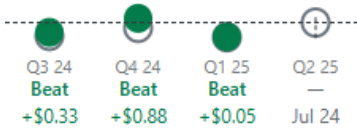
3.57B

[View More →](#)

Research Analysis: CHTR

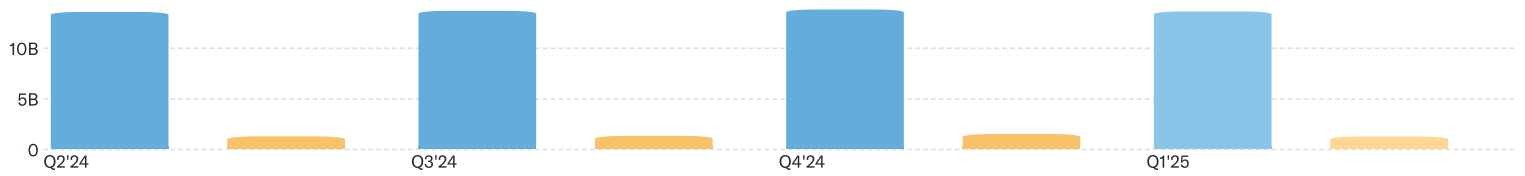
Earnings Per Share

+9.71 Estimate

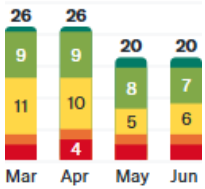


Revenue vs. Earnings

Revenue **13.73B** Earnings **1.22B**

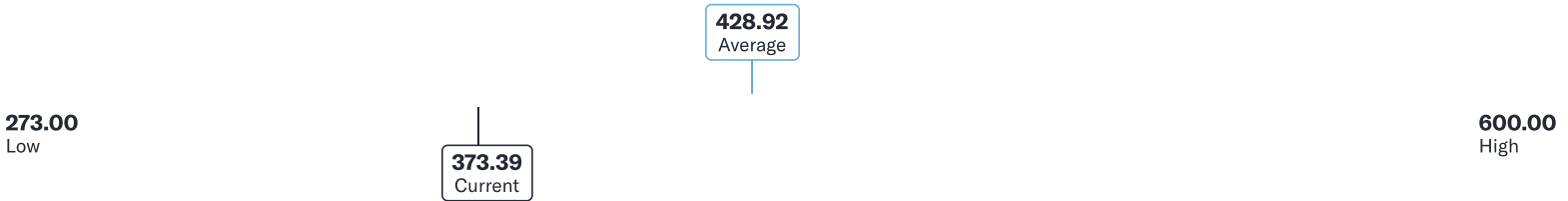


Analyst Recommendations



- Strong Buy
- Buy
- Hold
- Underperform
- Sell

Analyst Price Targets



[View More →](#)

Company Insights: CHTR

Fair Value



Invest more confidently

Turn volatility into opportunity with weekly stock picks, portfolio risk analysis, and more.



373.39
Current

Dividend Score



0
Low

Lock icon
Sector Avg.

100
High

Hiring Score



0
Low

Lock icon
Sector Avg.

100
High

Insider Sentiment Score



0
Low

Lock icon
Sector Avg.

100
High

Research Reports: CHTR

Agrees to acquire Cox...

Charter provides cable television...

Rating: Price Target:

Argus • 28 days ago

The current weekly insider...

The current weekly insider-sentiment data from Vickers Stock Research reflects short-term gai...

Argus • 28 days ago

Charter: The Cox Merger...

Charter is the product of the 201...

Rating: Price Target:

Morningstar • last month

Moves to merge with...

Charter provides cable television...

Rating: Price Target:

Argus • last month

[View More](#) →

People Also Watch

CMCSA

Comcast Corporation
34.50 -1.74%

MCO

Moody's Corporation
470.43 -1.36%

TMUS

T-Mobile US, Inc.
220.89 -4.37%

DVA

DaVita Inc.
136.45 -1.01%

FOXA

Fox Corporation
53.92 -2.53%

Invest more confidently

Turn volatility into opportunity with weekly stock picks, portfolio risk analysis, and more.



What's trending

- Dow Jones
- S&P 500
- DAX Index
- Nvidia
- Tesla
- DJT
- Tariffs

Explore more

- Mortgages
- Credit Cards
- Sectors
- Crypto Heatmap
- Financial News

About

- Data Disclaimer
- Help
- Feedback
- Sitemap
- Licensing
- What's New
- About Our Ads
- Premium Plans

Invest more confidently

Turn volatility into opportunity with weekly stock picks, portfolio risk analysis, and more.