

NasdaqGS - Delayed Quote • USD

CDW Corporation (CDW)

☆ Follow

+ Add holdings

177.83 -2.01 (-1.12%)

At close: 4:00:01 PM EDT

177.83 0.00 (0.00%)

After hours: 4:19:23 PM EDT

● Time to sell CDW?



Previous Close
179.84

Open
180.60

Bid
176.88 x 400

Ask
178.28 x 400

Day's Range
176.67 - 180.74

52 Week Range
137.31 - 241.26

Volume
1,020,523

Avg. Volume
1,450,162

Market Cap (intraday)
23.418B

Beta (5Y Monthly)
0.94

PE Ratio (TTM)
22.04

EPS (TTM)
8.07

Earnings Date
Jul 29, 2025 - Aug 4, 2025

Forward Dividend & Yield
2.50 (1.39%)

Ex-Dividend Date
May 23, 2025

1y Target Est
208.83

▼ **CDW Corporation Overview** - Information Technology Services / Technology

Recent News: CDW

All News Press Releases

Gain an edge on market ups and downs
Tackle uncertainty with stock picks, low volatility portfolio strategies, and more.

Upgrade now

3 of Wall Street's Favorite Stocks with Mounting Challenges
CDW Corporation provides information technology solutions in the United States, the United Kingdom, and Canada. It operates through the segments: Corporate, Small Business, and Public. The company offers discrete hardware and software products and services, as well as integrated solutions, including on-premise and cloud capabilities across hybrid infrastructure, digital experience, and security. It also provides hardware products comprising notebooks/mobile devices, tablets, network communications, collaboration hardware, data storage and servers, desktop computers, and...

Is CDW Corporation (NASDAQ:CDW) A High Quality Stock To Own?

Simply Wall St. • 10 days ago

15,100
Full Time Employees

December 31
Fiscal Year Ends



Here's Why CDW (CDW) is a Strong Value Stock

Zacks • 14 days ago


[More about CDW Corporation](#)

Information Technology Services
Industry



IT Distribution & Solutions Stocks Q1 Highlights: CDW (NASDAQ:CDW)

StockStory • 20 days ago



Government Contractors Temper Outlooks

The Wall Street Journal • 20 days ago



Applied Digital & CoreWeave, Dell, solar stocks: Trending Tickers

Yahoo Finance Video • 23 days ago



Dell, CDW Stocks Drop After White House Targets Tech Contractors for Savings

The Wall Street Journal • 23 days ago



Trump Administration Targets Tech Firms as It Cuts More Contracts

The Wall Street Journal • 24 days ago



CDW (NasdaqGS:CDW) Expands Digital Offerings With Smartsheet Reseller Partnership

Simply Wall St. • 27 days ago



Are Options Traders Betting on a Big Move in CDW Stock?

Zacks • 28 days ago



3 Volatile Stocks Walking a Fine Line

StockStory • 28 days ago



New AI Trading Bot for Beginners T... \$1K to \$50K to \$100K+

Ad • FX Market Insights

[View More](#) →

Gain an edge on market ups and downs
Tackle uncertainty with stock picks, low volatility portfolio strategies, and more.

Performance Overview: CDW

Trailing total returns as of 6/25/2025, which may include dividends or other distributions. Benchmark is [S&P 500 \(^GSPC\)](#).

YTD Return

CDW
+ 2.87%
S&P 500 (^GSPC)
+ 3.58%

1-Year Return

CDW
- 19.80%
S&P 500 (^GSPC)
+ 11.39%

3-Year Return

CDW
+ 12.18%
S&P 500 (^GSPC)
+ 55.74%

5-Year Return

CDW
+ 67.62%
S&P 500 (^GSPC)
+ 97.56%

Compare To: CDW

Compare

Select to analyze similar companies using key performance metrics; select up to 4 stocks.

CDW ✓
CDW Corporation
177.83 -1.12%
Mkt Cap 23.418B
Industry Information Technology...

IT +
Gartner, Inc.
402.64 +0.56%
Mkt Cap 30.99B
Industry Information Technology...

CACI +
CACI International Inc
460.91 +1.93%
Mkt Cap 10.257B
Industry Information Technology...

JKHY +
Jack Henry & Associa...
178.06 -1.64%
Mkt Cap 12.966B
Industry Information Technology...

BR +
Broadridge Financial ...
238.16 -1.51%
Mkt Cap 27...
Industry Information Technol...

Gain an edge on market ups and downs

Tackle uncertainty with stock picks, low volatility portfolio strategies, and more.

Statistics: CDW

Valuation Measures

Current Quarterly Annual

As of 6/24/2025

| | |
|--------------------------|--------|
| Market Cap | 23.68B |
| Enterprise Value | 28.99B |
| Trailing P/E | 22.29 |
| Forward P/E | 18.76 |
| PEG Ratio (5yr expected) | -- |
| Price/Sales (ttm) | 1.13 |
| Price/Book (mrq) | 10.19 |
| Enterprise Value/Revenue | 1.36 |
| Enterprise Value/EBITDA | 14.74 |

Financial Highlights

Profitability and Income Statement

| | |
|--------------------------------|--------|
| Profit Margin | 5.09% |
| Return on Assets (ttm) | 7.55% |
| Return on Equity (ttm) | 48.71% |
| Revenue (ttm) | 21.33B |
| Net Income Avi to Common (ttm) | 1.09B |
| Diluted EPS (ttm) | 8.07 |

Balance Sheet and Cash Flow

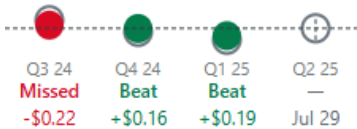
| | |
|------------------------------|---------|
| Total Cash (mrq) | 688.1M |
| Total Debt/Equity (mrq) | 272.80% |
| Levered Free Cash Flow (ttm) | 957.52M |

[View More →](#)

Research Analysis: CDW

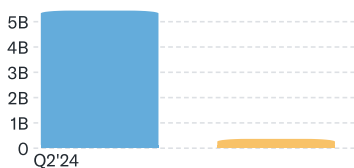
Earnings Per Share

+2.49 Estimate



Revenue vs. Earnings

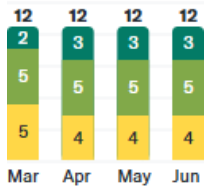
Revenue 5.2B Earnings 286.5M



Gain an edge on market ups and downs

Tackle uncertainty with stock picks, low volatility portfolio strategies, and more.

Analyst Recommendations



- Strong Buy
- Buy
- Hold
- Underperform
- Sell

Analyst Price Targets

180.00

177.83
Current

208.83
Average

235.00
High

[View More →](#)

Company Insights: CDW

Fair Value



177.83
Current

Dividend Score

0
Low



Sector Avg.

100
High

Hiring Score

0
Low



Sector Avg.

100
High

Insider Sentiment Score

0
Low



Gain an edge on market ups and downs
Tackle uncertainty with stock picks, low volatility portfolio strategies, and more.

100
High

Research Reports: CDW

Raising target price to...

CDW CORP/DE has an Investme...

Rating: Price Target:




Argus • 20 hours ago

Lowering target price to...

CDW CORP/DE has an Investme...

Rating: Price Target:



Argus • 7 days ago

What does Argus have to sa...

CDW CORP/DE has an Investme...

Rating: Price Target:



Argus • 14 days ago

Lowering target price to...

CDW CORP/DE has an Investme...

Rating: Price Target:



Argus • 21 days ago

[View More →](#)

People Also Watch

VRSK

Verisk Analytics, Inc.

304.17 -1.86%

ANSS

ANSYS, Inc.

341.69 +1.01%

IT

Gartner, Inc.

402.64 +0.56%

ALLE

Allegion plc

142.82 -0.55%

FTV

Fortive Corporation

70.08 -0.83%

yahoo!finance

Copyright © 2025 Yahoo.
All rights reserved.



What's trending

- Dow Jones
- S&P 500
- DAX Index
- Nvidia
- Tesla
- DJT
- Tariffs

Explore more

- Mortgages
- Credit Cards
- Sectors
- Crypto Heatmap
- Financial News

About

- Data Disclaimer
- Help
- Feedback
- Sitemap
- Licensing
- What's New
- About Our Ads
- Premium Plans

Gain an edge on market ups and downs

Tackle uncertainty with stock picks, low volatility portfolio strategies, and more.