

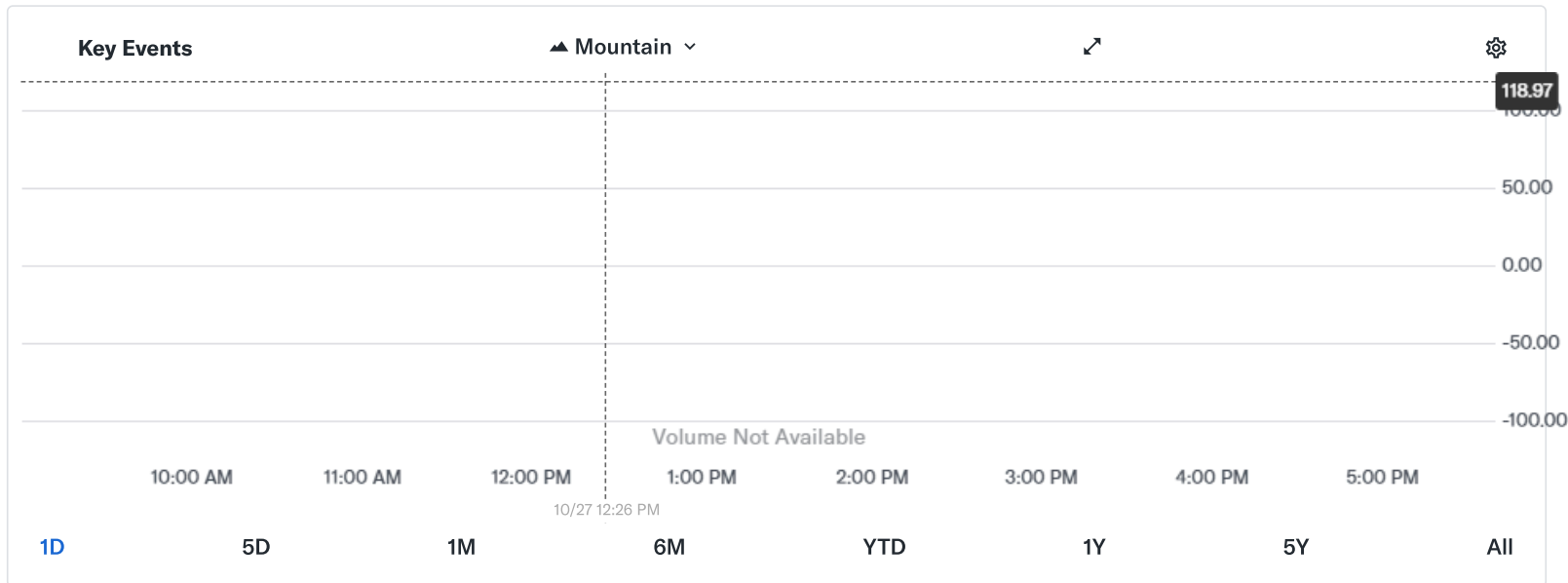
Milan - Delayed Quote • EUR

US BANCORP (1USB.MI) ☆ Follow

41.06 -0.66 (-1.58%)

At close: October 6 at 9:00:02 AM GMT+2

[Get top stock picks](#)



Previous Close	41.72	Market Cap (intraday)	63.974B
Open	40.85	Beta (5Y Monthly)	1.08
Bid	40.87 x --	PE Ratio (TTM)	10.92
Ask	41.26 x --	EPS (TTM)	3.76
Day's Range	40.85 - 40.85	Earnings Date	Jan 20, 2026
52 Week Range	33.12 - 51.01	Forward Dividend & Yield	1.79 (4.36%)
Volume	5	Ex-Dividend Date	Sep 30, 2025
Avg. Volume	8	1y Target Est	--

▼ [US BANCORP Overview](#) - Banks - Regional / Financial Services

Recent News: 1USB.MI

[All](#)
[News](#)
[Earnings Calls](#)
[Press Releases](#)
[SEC Filings](#)

U.S. Bank rolls out new SinglePoint experience to businesses

Business Wire • 6h ago



Why Analysts See a Shifting Story for U.S. Bancorp Amid Fresh Optimism and Valuation Caution
Simply Wall St. • 1d ago
U.S. Bancorp, a financial services holding company, provides various financial services to individuals, businesses, institutional organizations, governmental entities, and other financial institutions in the United States. The company operates through Wealth, Corporate, Commercial Institutional Banking; Consumer and Business Banking; Payment Services; and Treasury and Corporate Support segments. It offers deposit services, including checking accounts, savings accounts, and time certificate contracts; and lending services, such as traditional credit products a...



U.S. Bancorp's Credibility Improving With Management Focused on Building Investor Trust, Deutsche Bank Says

PREMIUM MT Newswires • 4d ago

MT NEWSWIRES

70,000
Full Time Employees

December 31
Fiscal Year Ends

Financial Services
Sector
Here's Why U.S. Bancorp (USB) is a Strong Value Stock

Banks - Regional
Industry

Zacks • 4d ago

[More about US BANCORP](#)



5 Insightful Analyst Questions From U.S. Bancorp's Q3 Earnings Call

StockStory • 4d ago



Citigroup's 2025 Revenues to Cross \$84B: What's Driving the Momentum?

Zacks • 5d ago



TD Cowen Raises U.S. Bancorp (USB) Price Target, Cites Strong Revenue and Fee Growth

Insider Monkey • 5d ago



U.S. Bank Avvance Launches Customized Embedded Financing Offering

Business Wire • 6d ago



A Look at U.S. Bancorp's Valuation Following Positive Q3 Results and Renewed Investor Optimism

Simply Wall St. • 6d ago



Q3 Earnings Highlights: U.S. Bancorp (NYSE:USB) Vs The Rest Of The Diversified Banks Stocks

StockStory • 6d ago



Enterprise Financial Services, Banc of California, U.S. Bancorp, Texas Capital Bank, and Seacoast Banking Shares Skyrocket, What You Need To Know

StockStory • 6d ago



At 70, \$1.5M: Would Converting \$120K/Yr To A Roth Be Smart Or A Mistake? (Ask An Advisor)

Ad • Finance Advisors

[View More](#) →

Performance Overview: 1USB.MI

Trailing total returns as of 10/27/2025, which may include dividends or other distributions. Benchmark is [S&P 500 \(^GSPC\)](#).

YTD Return

1USB.MI
- 12.33%
S&P 500 (^GSPC)
+ 16.85%

1-Year Return

1USB.MI
- 3.22%
S&P 500 (^GSPC)
+ 18.33%

3-Year Return

1USB.MI
+ 3.52%
S&P 500 (^GSPC)
+ 80.51%

5-Year Return

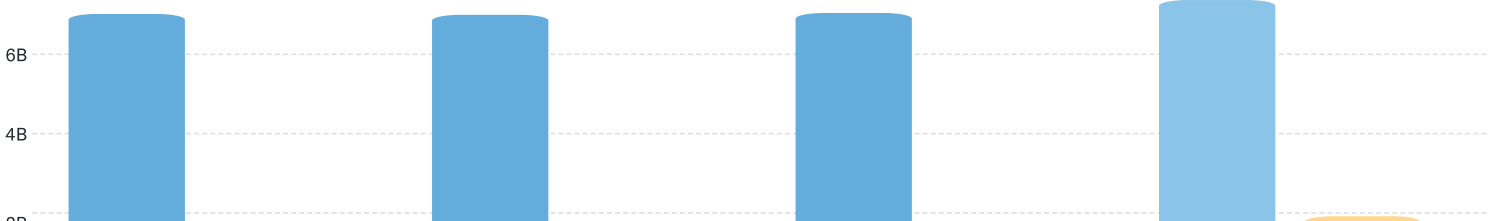
1USB.MI
+ 3.52%
S&P 500 (^GSPC)
+ 102.69%


Earnings Trends: 1USB.MI

Revenue vs. Earnings

Annual Quarterly

Q3 FY25 Revenue 7.33B Earnings 1.89B





[View More →](#)

Statistics: 1USB.MI

Valuation Measures

Current Quarterly Annual

As of 10/3/2025

Market Cap	63.59B
Enterprise Value	--
Trailing P/E	11.53
Forward P/E	10.00
PEG Ratio (5yr expected)	1.61
Price/Sales (ttm)	2.71
Price/Book (mrq)	1.37
Enterprise Value/Revenue	5.79
Enterprise Value/EBITDA	--

Financial Highlights

Profitability and Income Statement

Profit Margin	27.63%
Return on Assets (ttm)	1.04%
Return on Equity (ttm)	11.72%
Revenue (ttm)	26.01B
Net Income Avi to Common (ttm)	6.81B
Diluted EPS (ttm)	3.76

Balance Sheet and Cash Flow

Total Cash (mrq)	66.64B
Total Debt/Equity (mrq)	--
Levered Free Cash Flow (ttm)	--

[View More →](#)

Compare To: 1USB.MI


[Compare](#)

Select to analyze similar companies using key performance metrics; select up to 4 stocks.

1USB.MI
US BANCORP
41.06 -1.58%

Mkt Cap EUR 63.974B


Industry Banks—Regional



SFBC
Sound Financial Ban...
45.27 0.00%

Mkt Cap 108.106M

Industry Banks—Regional



OAKC
Oakworth Capital Inc.
33.50 +3.08%

Mkt Cap 164.261M

Industry Banks—Regional



PNC
The PNC Financial Se...
184.60 -0.99%

Mkt Cap 72.434B

Industry Banks—Regional

