

NYSE - Nasdaq Real Time Price • USD

# Tyler Technologies, Inc. (TYL) ☆ Follow

**513.62** -2.63 (-0.51%)

As of 12:42:32 PM EDT. Market Open.

[Get top stock picks](#)



Previous Close	516.25	Market Cap (intraday)	22.22B
Open	518.37	Beta (5Y Monthly)	0.89
Bid	--	PE Ratio (TTM)	73.69
Ask	--	EPS (TTM)	6.97
Day's Range	510.50 - 517.84	Earnings Date	Oct 29, 2025
52 Week Range	483.56 - 661.31	Forward Dividend & Yield	--
Volume	115,566	Ex-Dividend Date	Jan 31, 1990
Avg. Volume	349,496	1y Target Est	677.39

▼ **Tyler Technologies, Inc. Overview** - Software - Application / Technology

## Recent News: TYL

[All](#)
[News](#)
[Earnings Calls](#)
[Press Releases](#)
[SEC Filings](#)

### Tyler to Report Q3 Earnings: What's in the Cards for the Stock?

Zacks • 2h ago



**How Secure Cloud Adoption Shapes Tyler Technologies Prospects Amid a 12% Slide in 2025**  
Simply Wall St. • 14 ago

Enterprise Software and Platform Technologies. The company offers platform and transformative technology solutions, including cybersecurity threat detection and response, customized employee training, and vulnerability testing; data and insights, and digital solutions; billing, pres merchant onboarding, collections, reconciliation, and disbursements; and outdoor recreation solutions for use in campsite reservations, activity...



### Here's Why Tyler Technologies (TYL) Traded Down in Q3

Insider Monkey • 4d ago

**7,542**  
Full Time Employees

**December 31**  
Fiscal Year Ends



### Tyler Technologies Schedules Third Quarter 2025 Earnings Conference Call and Webcast

Business Wire • 8d ago

Technology Sector

Software - Application Industry

[More about Tyler Technologies, Inc.](#)



### Artisan Mid Cap Fund Trimmed Tyler Technologies (TYL) Due To Elevated Valuation

Insider Monkey • 8d ago



### Tyler Technologies (TYL) Soars 6.6%: Is Further Upside Left in the Stock?

Zacks • 15d ago



### Will Tyler Technologies' (TYL) Subscription Growth Projections Reshape Its Long-Term Investment Appeal?

Simply Wall St. • 15d ago



### Tyler Technologies (TYL): Assessing Valuation Ahead of Closely Watched Q3 Earnings and Profit Growth Expectations

Simply Wall St. • 16d ago



### What You Need to Know Ahead of Tyler Technologies' Earnings Release

Barchart • 18d ago



### My Ride K-12 School Transportation App Surpasses One Million Users

Business Wire • 29d ago



### Tyler Technologies Stock: Is TYL Underperforming the Technology Sector?

Barchart • 1mo ago



### Could This IRS-Allowed RMD Strategy Help You Lower Future Taxes? (Ask An Advisor)

Ad • Finance Advisors

[View More](#) →

## Performance Overview: TYL

Trailing total returns as of 10/24/2025, which may include dividends or other distributions. Benchmark is [S&P 500 \(^GSPC\)](#).

### YTD Return

TYL

- 10.93%

S&P 500 (^GSPC)

+ 15.55%

### 1-Year Return

TYL

- 16.03%

S&P 500 (^GSPC)

+ 16.97%

### 3-Year Return

TYL

+ 51.97%

S&P 500 (^GSPC)

+ 78.97%

### 5-Year Return

TYL

+ 27.01%

S&P 500 (^GSPC)

+ 96.11%

## Earnings Trends: TYL

### Earnings Per Share

GAAP **Normalized**

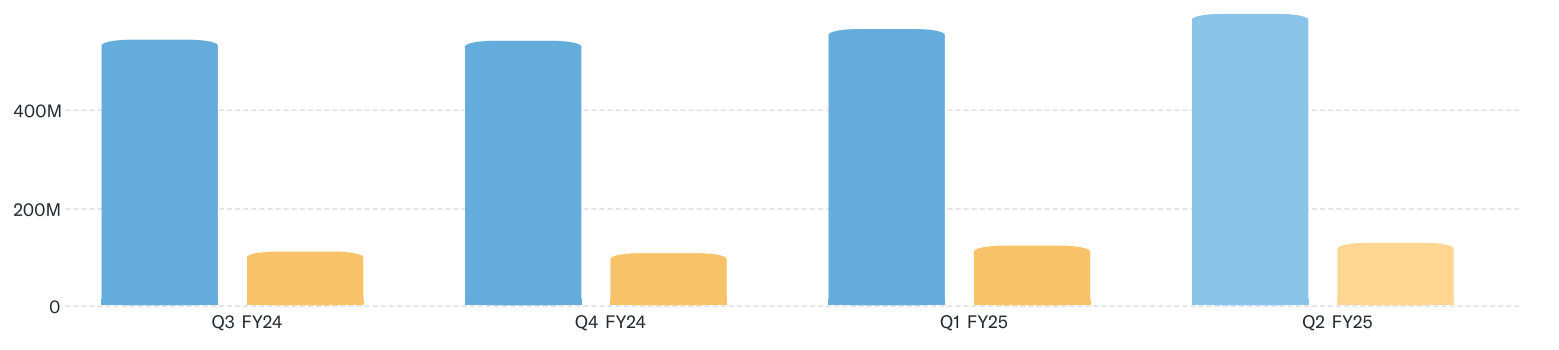
Q2 FY25 ○ Estimate +2.78    Actual +2.91

2.95  
2.83  
2.70

### Revenue vs. Earnings

Annual Quarterly

Q2 FY25 Revenue 596.12M Earnings 127.91M



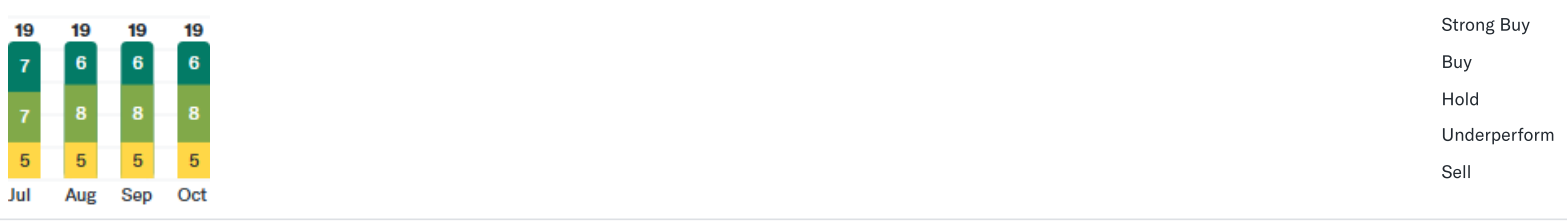
View More →

### Analyst Insights: TYL

#### Analyst Price Targets



#### Analyst Recommendations



#### Latest Rating

Date	10/10/2025
Analyst	DA Davidson
Rating Action	Maintains
Rating	Neutral
Price Action	Lowers
Price Target	585 -> 560

View More →

### Statistics: TYL

#### Valuation Measures

Current Quarterly Annual

As of 10/2/2025

Market Cap

21.55B

Enterprise Value	21.30B
Trailing P/E	71.27
Forward P/E	38.61
PEG Ratio (5yr expected)	2.30
Price/Sales (ttm)	9.73
Price/Book (mrq)	5.93
Enterprise Value/Revenue	9.49
Enterprise Value/EBITDA	41.55

## Financial Highlights

### Profitability and Income Statement

Profit Margin	13.66%
Return on Assets (ttm)	4.49%
Return on Equity (ttm)	9.07%
Revenue (ttm)	2.25B
Net Income Avi to Common (ttm)	306.8M
Diluted EPS (ttm)	6.97

### Balance Sheet and Cash Flow

Total Cash (mrq)	892.35M
Total Debt/Equity (mrq)	17.66%
Levered Free Cash Flow (ttm)	519.32M

[View More →](#)

## Compare To: TYL

[Compare](#)

Select to analyze similar companies using key performance metrics; select up to 4 stocks.

<b>TYL</b> Tyler Technologies, Inc. ✓ <b>513.62</b> -0.51% Mkt Cap 22.22B Industry Software—Application	<b>PTC</b> PTC Inc. + <b>205.23</b> +0.27% Mkt Cap 24.585B Industry Software—Application	<b>ROP</b> Roper Technologies, I... + <b>480.17</b> +0.04% Mkt Cap 51.673B Industry Software—Application	<b>MANH</b> Manhattan Associate... + <b>193.34</b> -0.69% Mkt Cap 11.65B Industry Software—Application	<b>GWRE</b> Guidewire Software, I... <b>252.19</b> -0.11% Mkt Cap Industry Software—A
---	--	--	--	---

## Company Insights: TYL

### Fair Value

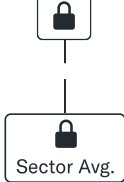


513.62  
Current

### Dividend Score



0  
Low

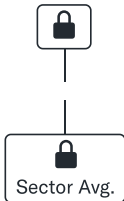


100  
High

### Hiring Score



0  
Low

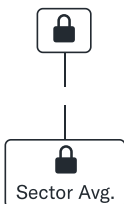


100  
High

### Insider Sentiment Score



0  
Low



100  
High

## Research Reports: TYL

#### Raising target price to...

TYLER TECHNOLOGIES INC ha...

Rating: | Price Target:



Argus • 2 days ago

#### Raising target price to...

TYLER TECHNOLOGIES INC ha...

Rating: | Price Target:



Argus • 9 days ago

#### Lowering target price to...

TYLER TECHNOLOGIES INC ha...

Rating: | Price Target:



Argus • 16 days ago

#### Lowering target price to...

TYLER TECHNOLOGIES INC ha...

Rating: | Price Target:



Argus • 23 days ago

[View More →](#)

## People Also Watch

**IT**  
Gartner, Inc.  
**250.94** **+0.01%**

**WST**  
West Pharmaceutical S...  
**302.29** **-1.62%**

**ROP**  
Roper Technologies, Inc.  
**480.17** **+0.04%**

**MKTX**  
MarketAxess Holdings ...  
**171.58** **+0.03%**

**TDY**  
Teledyne Technologies ...  
**537.60** **+0.17%**