

# Monthly Reports: November 2025

1. Program Information Summary (PIS)
2. Financial Report/Credit Card
3. Enrollment Report
4. Meals/Snack Report
5. Circle Progress Monitoring Baseline  
Wave 1 Data


# PIS Report

# Program Information Summary (PIS) Report

To: Policy Council Members and Hidalgo County Commissioners Court

Date: November 2025 Data Presented in December 2025

Presented by: Irma Peña, Head Start Executive Director/Head Start Director



## November 2025 Data

DEPARTMENT	STATUS	PENDING/WITHIN COMPLIANCE MEASURES						
Family Services	ERSEA/Volunteers/Parent Committees	Total Funded Enrollment: <b>2720</b> Funded HS Enrollment Slots: <b>2480</b> Funded EHS Enrollment Slots: <b>240</b> Actual HS Enrollment: [2438]; Actual EHS Enrollment: [0] YTD ADA Percentage HS: [90.40] %; EHS [0]% # Volunteers: [73] # Referrals: [27] # Families that received services: [6] # Referral Follow-ups: [25]						
Community Partnerships/ Transition	Agencies/Transition Activities	# Community agencies with MOUs: [44] # Transition activities: [11]						
Human Resources	Funded Slots Vacancies	Funded Employee Slots-HCHSP: <b>610</b> Funded Employee Slots-TDA: <b>27</b> # Vacancies-Campuses: [42] # Vacancies-Admin: [0]						
Staff Development	Staff Development Activities	# Staff development activities: [8] # Staff that attended staff development activities: [178]						
Program Compliance	Licensing Visits/Ongoing Monitoring	Childcare Licensing Visits: <table border="1"> <thead> <tr> <th>Campus</th> <th>Date</th> <th>Outcome</th> </tr> </thead> <tbody> <tr> <td>Singleterry</td> <td>11/19/2025</td> <td>License New Wing – 8 Classrooms</td> </tr> </tbody> </table>	Campus	Date	Outcome	Singleterry	11/19/2025	License New Wing – 8 Classrooms
Campus	Date	Outcome						
Singleterry	11/19/2025	License New Wing – 8 Classrooms						
Education Services	CLI Screening-Assessments Home Visits/Parent Conferences Teachers/Coaching Hours CLASS	CLI percent complete: Pre [99.4] %; Mid [N/A] %; Post [N/A] % Home visits complete: 1 <sup>st</sup> [93.7] %; 2 <sup>nd</sup> [N/A] % Parent/Teacher conferences complete: 1 <sup>st</sup> [97.35] %; 2 <sup>nd</sup> [N/A] % # CLASS observations: Fall [125] Spring [N/A] # CLASS observers: [16] – 19 1 <sup>st</sup> Edition & [7] 2 <sup>nd</sup> Edition # Staff that received coaching: [10] (Internal) and (-TSR) # Staff that provided coaching: [9] (3-Internal) and (6-TSR) # Coaching hours: [300]						
Health Services	Immunizations/Hearing & Vision/Physicals & Dentals/IHPs	Immunizations: Complete [57.53] % Current [39.11] % = Total: [96.64] % Hearing screenings: Complete [98.84]% Overdue [1.10%] Almost Due [.25%] Vision screenings: Complete [98.67%] Overdue [.09%] Almost Due [.87] % Physicals: [1211] for newly enrolled (90 days) Dentals: [263] for newly enrolled (90 days) # Children with chronic health issues: [273] # Individual health plans (IHP): [104]						
Disability Services	IEPs/Staffings/Referrals	# of Children with Disabilities (IDEA Eligible): [287] # of ARD/IEPs Percentage of Actual Enrollment: [11.57] % # of Staffings: [6] # of Referrals: [23]						
Mental Health Services	Consultation/Staffings/Referrals/Mental Wellness	# Teaching staff that received mental health consultation-cumulative: [146] # Mental health classroom observations: [76] # Children with challenging behaviors: [103] # Staffings: [18] # Referrals: [23] # Mental health wellness activities for staff: [2]						
Child Nutrition Services	Therapeutic Menus/Referrals	# Children with special diets: [233] # Referrals [233]						
Field Operations	Workorders/Inventory/Vehicle Maintenance	# Workorders initiated: [63] # Workorders completed: [62] # Repairs to vehicles: [5]						
Transportation	HCHSP and ISD Transportation	# Children with HCHSP transportation: [361] # Children with ISD transportation: [169]						

		# Buses in operation: [16] # Routes: [18] # Repairs of buses: [5]
Procurement/Warehouse	Requisitions/Purchase Orders/Contracts MOUs	# Requisitions: [239] # Purchase Orders: [HS-225 & TDA-14] # Contracts: [0] # MOUs: [0]
Information Technology (I/T)	Work Orders/Trainings/Cameras	# Workorders initiated: [162] # Workorders completed: [142] # IT trainings: [4] # Staff participating in trainings: [229]

**GOVERNANCE/PROGRAM DESIGN AND MANAGEMENT/FISCAL – November 2025**

DEPARTMENT	STATUS	PENDING/WITHIN COMPLIANCE MEASURES
Policy Council	Full PC membership in place and regular meetings held as per bylaws	New parent representatives were duly elected and have been sworn in for School Year 2025-26.
Board of Directors	Full HCCC membership in place and regular meetings held as per bylaws	Within compliance measures.
PDM	No issues reported to OHS as required by §1302.102(d)	Within compliance measures.
Fiscal	Non-Federal Match ISD Teachers: \$7,774,520 Non-Federal Match ISD Space: \$3,790,387	All fiscal filing reports, submitted and certified on 07/29/2025, within compliance measures

**OPPORTUNITIES – November/December 2025**

ISSUES-OPPORTUNITIES	ACTION/TASKS ASSIGNED TO	COMPLIANCE DATE
NHSA Program of Excellence Accreditation & Award Application	Project Lead-Asst Director for Program Operations, Executive Director, Asst Directors, Department Directors	September 2025-Awarded
HEB Excellence in Education Award Application	Project Lead-Chief ECE Officer, Asst Program Directors	Submitted-November 2025
PSJA and LJISD Collaboration: PY 2026-27	Executive Director	December 2025
Temporary Home-Based Option w/Grant App	Executive Director, Assistant Directors	Submitted-December 2025

**CURRENT UPDATES – November/December 2025**


TOPICS	DATE
Senior Executive Team Meetings: Every Monday Exec Team Meetings: Full Meetings/3 <sup>rd</sup> Thursday of every month Campus Director Meetings: 3 <sup>rd</sup> Friday of every month FSW IDT Meetings: 2 <sup>nd</sup> Tuesday/Wednesday of every month Ongoing Meetings with ISD Partnerships Meetings with OHS-Southwest Region, Program Specialist (Virtual): 2 <sup>nd</sup> Wednesday of every month. Grantee Board Meetings – Every other Tuesday Policy Council Meetings – Every 3 <sup>rd</sup> Wednesday of every month.	December 2025

\*PC – Policy Council \*HCCC – Hidalgo County Commissioners' Court

# Financial/Credit Card Log Report

Hidalgo County Head Start Program  
 Budget Report  
 Fund - 19  
 From 01/01/2025 - 12/31/2025

Account Title	Total Budget	YTD Expenditures	YTD Encumbrances	Total Budget Balance	Percent Budget Remaining	November Expenditures
SALARIES	21,264,348.00	18,056,173.94	0.00	3,208,174.06	15.08%	1,487,260.30
FRINGE BENEFITS	9,068,377.00	7,027,539.61	0.00	2,040,837.39	22.50%	601,510.70
OUT OF TOWN TRAVEL	81,950.00	33,873.69	0.00	48,076.31	58.66%	385.00
OFFICE SUPPLIES	92,500.00	137,494.58	16,868.11	(61,862.69)	(66.87)%	15,310.03
CLASSROOM SUPPLIES	1,328,634.00	650,815.68	772,956.79	(95,138.47)	(7.16)%	97,611.70
MAINTENANCE SUPPLIES	420,000.00	722,201.49	111,497.66	(413,699.15)	(98.49)%	35,545.77
MEDICAL SUPPLIES	20,000.00	31,092.31	11,093.10	(22,185.41)	(110.92)%	3,171.49
OPERATIONAL - SOFTWARE	497,225.00	363,964.34	14,027.08	119,233.58	23.97%	31,409.09
RENT	84.00	84.00	0.00	0.00	0.00%	0.00
UTILITIES	138,000.00	158,027.68	0.00	(20,027.68)	(14.51)%	7,759.31
TELEPHONE	330,000.00	300,073.79	0.00	29,926.21	9.06%	27,018.01
LOCAL TRAVEL	49,150.00	62,165.08	0.00	(13,015.08)	(26.48)%	9,933.35
VEHICLE MAINT/REPAIRS	323,607.00	199,833.57	47,249.80	76,523.63	23.64%	18,723.22
PRINTING	15,950.00	3,602.80	0.00	12,347.20	77.41%	0.00
INSURANCE	305,000.00	357,568.37	0.00	(52,568.37)	(17.23)%	0.00
SMALL EQUIPMENT/REPAIRS	313,925.00	101,190.38	153,315.49	59,419.13	18.92%	43,737.50
T&TA	316,336.00	325,654.09	66,063.89	(75,381.98)	(23.82)%	60,736.40
CONTRACTUAL	186,300.00	128,257.51	7,039.00	51,003.49	27.37%	7,831.00
BUILDING REPAIRS & MAINTENANCE	212,000.00	110,691.35	61,889.44	39,419.21	18.59%	0.00
EQUIPMENT	4,164,000.00	106,848.50	2,469,600.00	1,587,551.50	38.12%	106,848.50
TDA COSTS	123,745.00	341,162.24	268,182.90	(485,600.14)	(392.42)%	19,365.90
<b>Total 19 - HEAD START</b>	<b>39,251,131.00</b>	<b>29,218,315.00</b>	<b>3,999,783.26</b>	<b>6,033,032.74</b>	<b>15.37%</b>	<b>2,574,157.27</b>



# Hidalgo County Head Start Program

P.O. Box 0117  
 Edinburg, TX 78504  
 (956)383-0706

## Credit Card Log

Billing Cycle: October 28 - November 25, 2025

Date	Merchant Name	Amount	Balance	Description	Department
	Balance Forward		\$534.16		
November 10, 2025	SMTTP2Go	\$102.00	\$636.16	Email Domain	Administration
	Total Balance		\$636.16		
	Payments		\$534.16	Check # 183251	
	Balance as of November 30, 2025		\$102.00		

# Enrollment – Average Daily Attendance Report



## Hidalgo County Head Start Program

### Average Monthly Attendance and Enrollment - November 2025

#### 2025-2026 Head Start (HS)

Campus	Funded Enrollment	Actual Enrollment	Attendance %
Alvarez HS	120	120	88.26%
Camarena HS	128	122	92.13%
Chapa HS	94	90	89.04%
Edinburg HS	180	172	85.79%
Edinburg North HS	120	113	91.43%
Escandon HS	100	102	91.73%
Farias HS	111	105	91.37%
Guerra HS	88	84	94.52%
Guzman HS Academy	299	319	88.63%
Longoria HS	120	104	91.33%
MEL HS-Mercedes Early Literacy	140	140	85.72%
Mission HS	60	65	92.22%
Monte Alto HS	60	62	94.02%
Palacios HS	100	73	87.38%
Salinas HS	80	66	90.78%
Sam Fordyce HS	80	84	92.93%
Sam Houston HS	80	81	93.99%
San Carlos HS	80	75	89.21%
San Juan HS	80	88	88.69%
Seguin HS	80	79	93.17%
Singleterry HS	120	127	94.48%
Thigpen-Zavala HS	80	82	92.44%
Wilson-McAllen	80	85	89.97%
<b>Head Start Totals:</b>	<b>2480</b>	<b>2438</b>	<b>90.40%</b>

#### 2025-2026 Early Head Start (EHS)-Effective Jan. 2026

Campus	Funded Enrollment	Actual Enrollment	Attendance %
Garza EHS	64	0	N/A
Donna EHS	64	0	N/A
Mission EHS	48	0	N/A
San Juan EHS	64	0	N/A
<b>Early Head Start Totals:</b>	<b>240</b>	<b>0</b>	<b>N/A</b>
<b>Agency Total Enrollment</b>	<b>2720</b>	<b>2438</b>	

**Texas Department of Agriculture  
Meals/Snack Report**

Texas Department of Agriculture  
Hidalgo County Head Start Program  
Meals and Snack Report

	Nov. 24'	Dec. 24'	Jan. 25'	Feb. 25'	Mar. 25'	Apr. 25'	May 25'	June-July 25'	Aug. 25'	Oct. 25'	Nov. 25'	Meal Totals
Breakfast	39,131	38,265	43,282	48,042	37,704	52,311	49,275	3,349	22,655	46,261	31,590	411,865
Lunch	39,175	38,312	43,907	48,590	38,320	52,585	47,996	3,283	22,685	46,699	31,782	413,334
PM Snack	37,246	35,813	42,470	46,280	36,207	50,530	46,122	2,600	21,494	44,408	29,427	392,597
<b>Monthly Totals</b>	115,552	112,390	129,659	142,912	112,231	155,426	143,393	9,232	66,834	137,368	92,799	1,217,796

\*Preliminary

# Amended Meal claim

Rates for Free Meal Reimbursement Effective July 1, 2025, to June 30, 2026

Breakfast: \$ 2.46

Lunch: \$ 4.60

Cash in Lieu of Commodities (Lunch): \$0.31

Snack: \$1.26

\*Current Preliminary numbers are calculated based on 85% estimated meal participation.

Submitted by: Gilbert Silva, Child Nutrition Director

# Circle Progress Monitoring Baseline Wave 1 Data

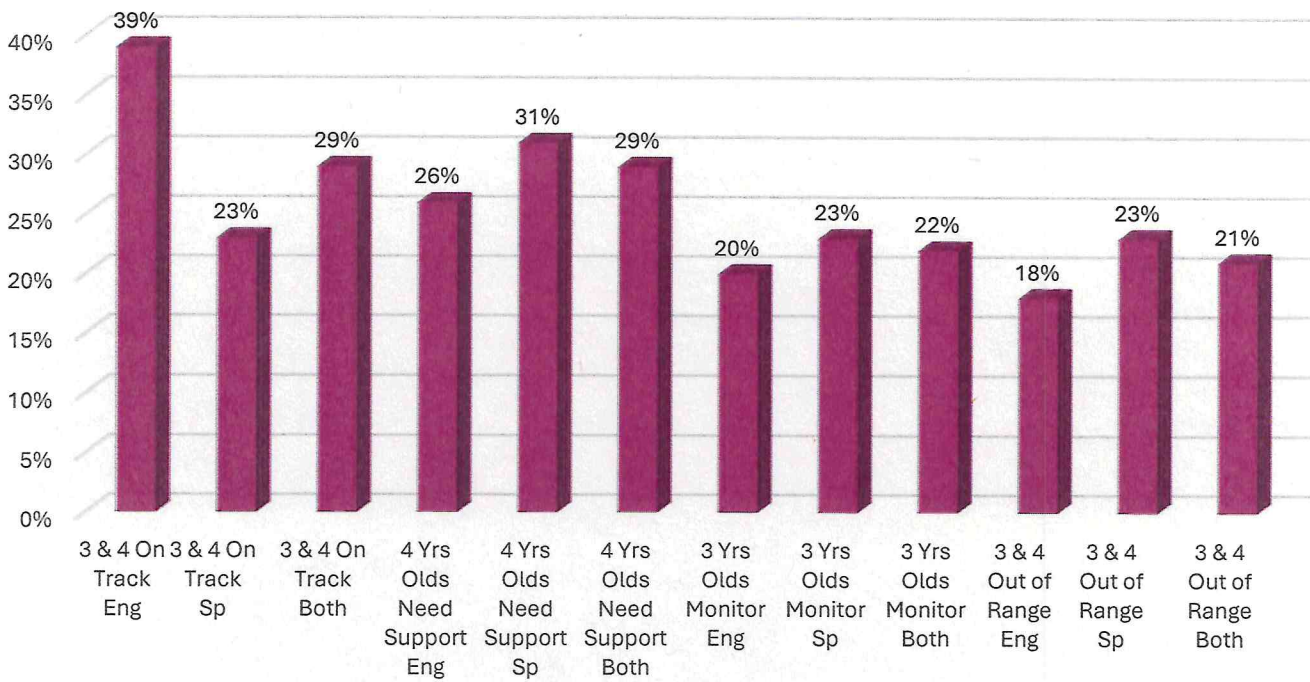
## **Hidalgo County Head Start Program Baseline Wave 1 Data 2025-2026**

Head Start Performance Standard Subpart C-Education and Child Development Program Services requires Hidalgo County Head Start Program (HCHSP) to implement a research-based assessment to assess children's individual progress and growth. HCHSP uses the Circle Progress Monitoring tool (CPM) as well as Learning Inventory of Need (LION), which are research-based and in the Texas Commissioner's List for PreK assessments. They are a user-friendly, technology-driven tool that enables a teacher to quickly assess a child's progress in a particular skill area. to measure growth, individualize instruction, and monitor the children, teachers, campus, and program. This simple yet reliable data collection prompts teachers to focus on lessons that target their students' least developed skills. The tools are administered three times a year. The Beginning of Year (BOY) assessment sets a baseline for measuring growth, with subsequent assessments Middle of the Year (MOY) and End of Year (EOY) tracking growth and helping teachers individualize instruction. EOY results are used to evaluate teaching and learning practices, identify strengths, opportunities for improvement, and provide targeted professional development and materials for the following school year. The tools are web-based user-friendly and enable classroom staff to assess children's progress. CPM and LION provide significant flexibility in administration, including choice of measures, assessment language (English and Spanish), timing of assessments and provides links to the CIRCLE Activity Collection and LION Resources that target specific skills based on results. To cover all major objectives, CPM and LION have Direct and Observational Assessments. Both progress monitoring systems are aligned to the Pre-K Guidelines which align to the Head Start Early Learning Outcomes Framework (HSELOF) Domains and have alignment documents that ensure that there is an alignment with HSELOF Domains. Additionally, CPM is thoroughly correlated to the Pre-K curriculum, Heggerty Phonological Awareness, Ignite by Hatch, and HSELOF. Data from LION and CIRCLE inform individualized instruction, trigger Response to Intervention (RTI) services, and guide decisions for further evaluation. Teachers supplement formal assessments with other methods to gain a comprehensive picture of a child's development. Teachers also collect physical evidence of children's work, such as drawings, to document their progress. Furthermore, the program uses technology to offer play-based, individualized learning experiences that build on each child's skill level to prepare the children for Kindergarten Readiness.

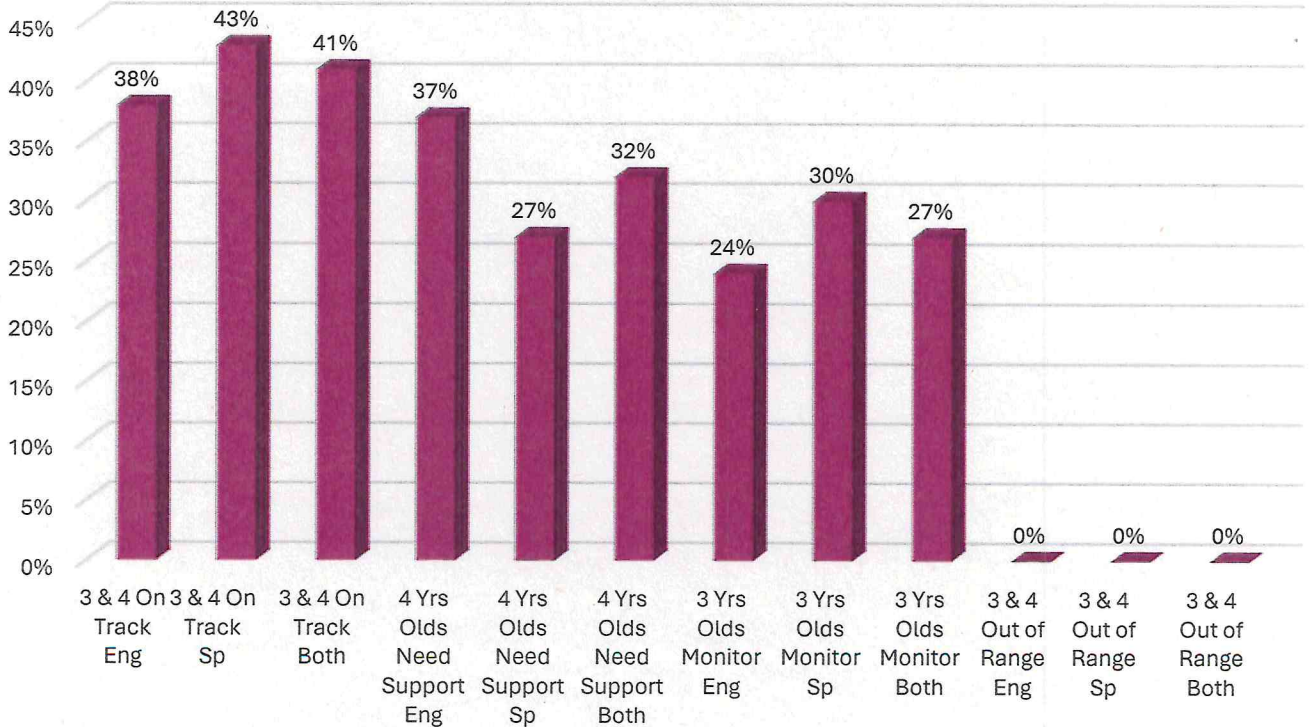
---

# Language & Literacy

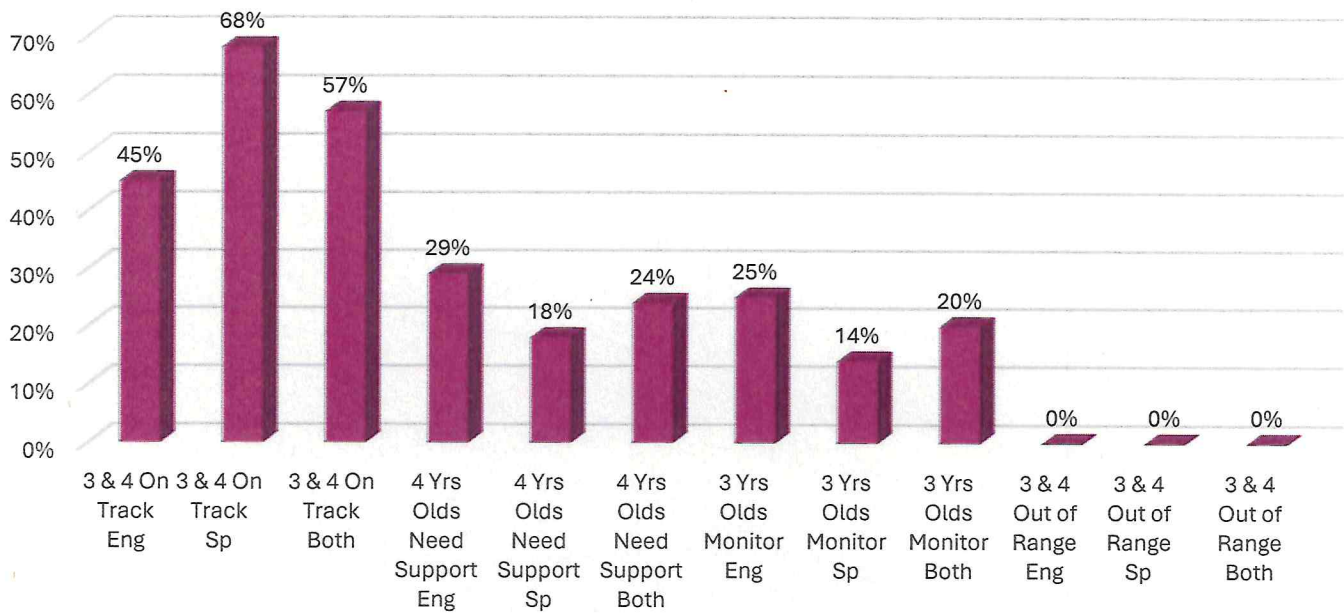
## Rapid Letter Naming



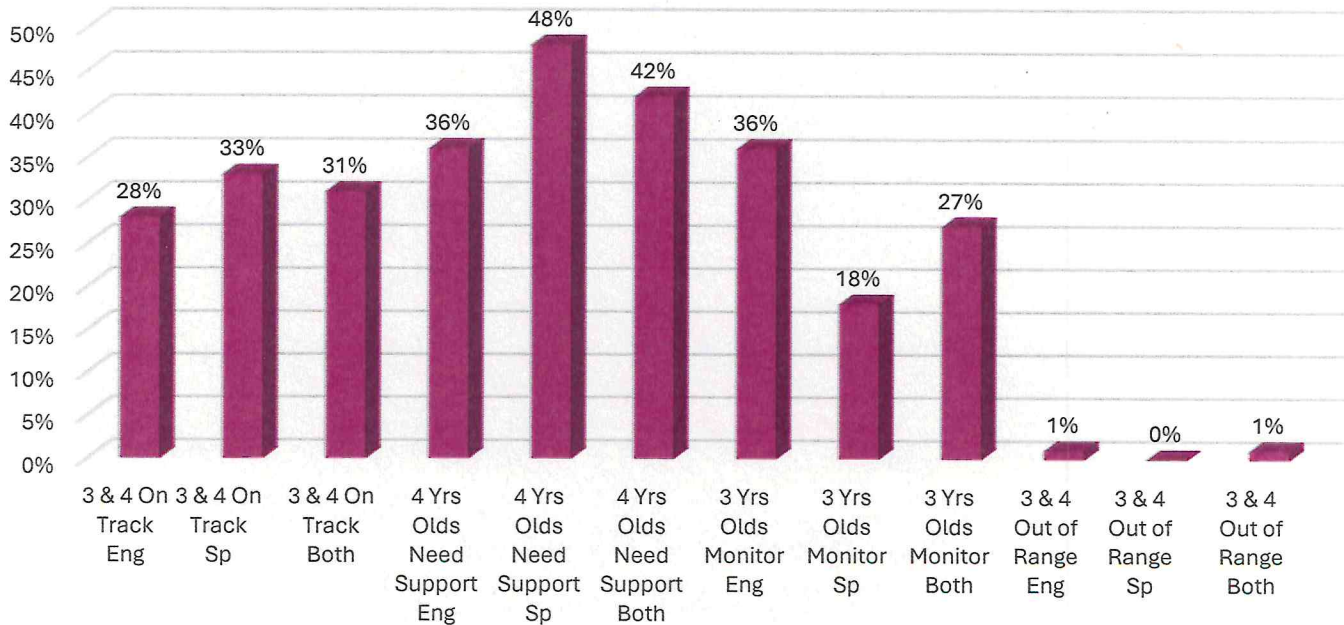
## Rapid Vocabulary



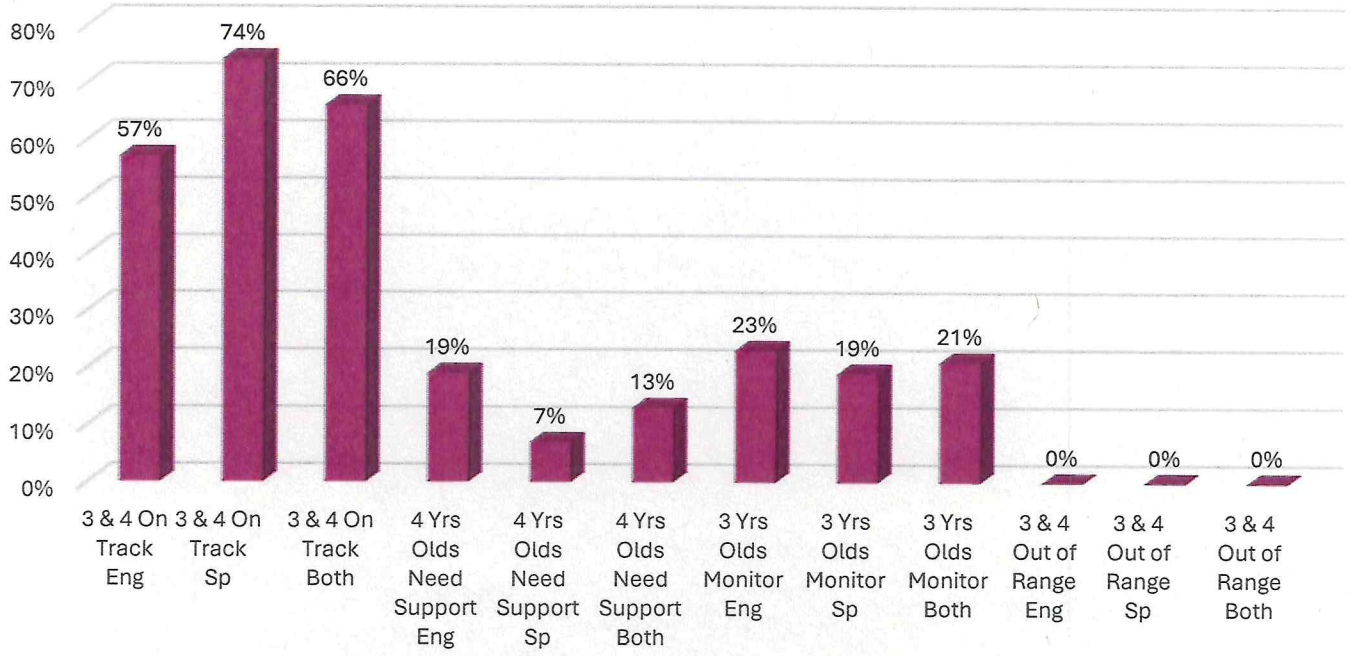
## Phonological Awareness



## Story Retell & Comprehension

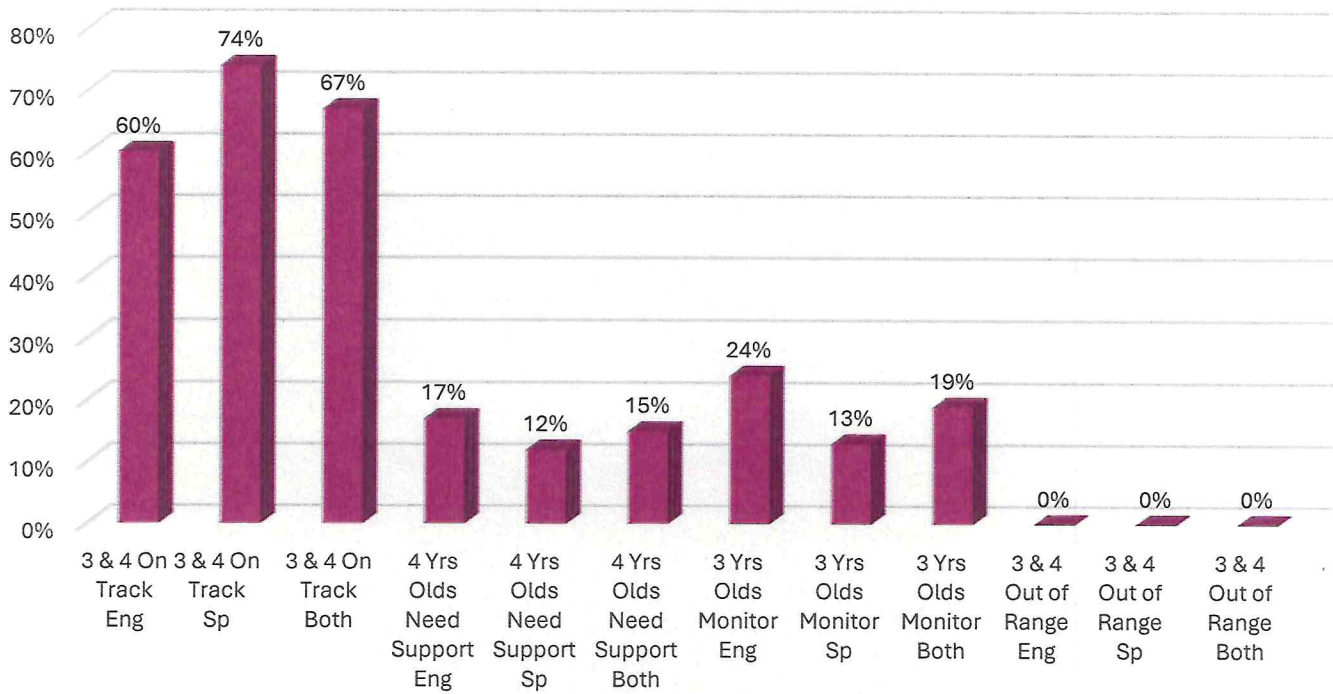


# Book & Print Knowledge

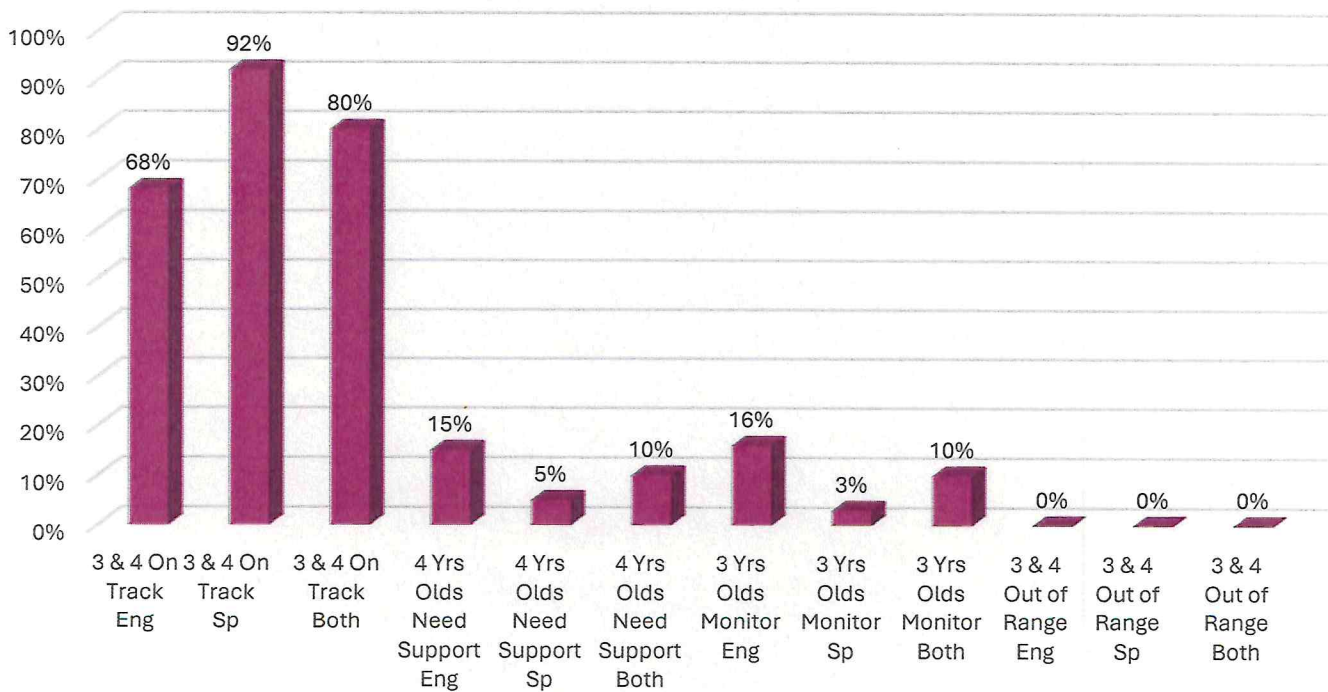


# Cognition

## Math



## Science



# Social Studies

