

NasdaqGS - Nasdaq Real Time Price • USD

Wix.com Ltd. (WIX) ☆

92.29 +8.51 (+10.16%)

As of 3:33:42 PM EST. Market Open.

Is WIX a long-term buy?



Tune into earnings calls
Now streaming directly on quote pages.
[Got it](#)

Previous Close 83.78	Market Cap (intraday) 5.136B
Open 89.14	Beta (5Y Monthly) 1.46
Bid 65.31 x 200	PE Ratio (TTM) 39.08
Ask 113.42 x 200	EPS (TTM) 2.36
Day's Range 88.50 - 92.41	Earnings Date (est.) May 20, 2026
52 Week Range 60.22 - 195.15	Forward Dividend & Yield --
Volume 3,845,788	Ex-Dividend Date --
Avg. Volume 1,976,923	1y Target Est 137.10

▼ **Wix.com Ltd. Overview** - Software - Infrastructure / Technology

Wix.com Ltd., together with its subsidiaries, operates a cloud-based web development platform for registered users and creators worldwide. The company offers Wix Editor, a drag-and-drop visual development and website editing environment platform; and Wix Studio a unified website and application development platform for the creation of website. It also provides Velo by Wix, a full-stack, no-code/low-code development environment to create content-rich websites and web applications; Wix App Market that offers its registered users various free and paid web applications for building, growing, and managing their businesses; Wix marketplace that brings users seeking help in creating and managing a...

www.wix.com

Recent News: WIX

- Full Time Employees
- All News
- Earnings Calls
- Press Releases
- SEC Filings

December 31
Fiscal Year Ends

Software - Infrastructure
Industry

Wix Announces Commencement of Modified Dutch Auction Tender Offer to Purchase Up to \$1,750,000,000 in Aggregate Purchase Price of its Ordinary Shares

GlobeNewswire • 12h ago



Why Wix Stock Popped Today

Motley Fool • 18h ago



Wix.com (WIX) Soars 12.7% on Revenue Blowout, \$2-Billion Buyback

Insider Monkey • 19h ago



Wix.com Ltd (WIX) Q4 2025 Earnings Call Highlights: Strong Revenue Growth and Strategic Expansions

GuruFocus.com • 23h ago

Why Wix (WIX) Stock Is Trading Up Today

StockStory • 23h ago



Wix.com Ltd. Q4 2025 Earnings Call Summary

Moby • 1d ago



Wix.com Q4 Earnings Call Highlights

MarketBeat • 1d ago




Wix.com (WIX) Q4 2025 Earnings Call Transcript

Motley Fool • 1d ago



WIX Beats Q4 Earnings Estimates on Revenue Momentum, Wins \$250M Deal

Zacks • 1d ago



Wix.com (WIX) Reports Q4 Earnings: What Key Metrics Have to Say

Zacks • 1d ago



Wix.com (WIX) Q4 Earnings Top Estimates

Zacks • 1d ago



With \$1.2M Saved, How Much Can I Convert to a Roth?

Ad • NerdWallet Advisors Match

[View More →](#)

Performance Overview: WIX

Trailing total returns as of 3/5/2026, which may include dividends or other distributions. Benchmark is [S&P 500 \(^GSPC\)](#).

YTD Return

WIX
- 11.22%

S&P 500 (^GSPC)
- 0.49%

1-Year Return

WIX
- 53.31%

S&P 500 (^GSPC)
+ 16.59%

3-Year Return

WIX
- 1.84%

S&P 500 (^GSPC)
+ 68.38%

5-Year Return

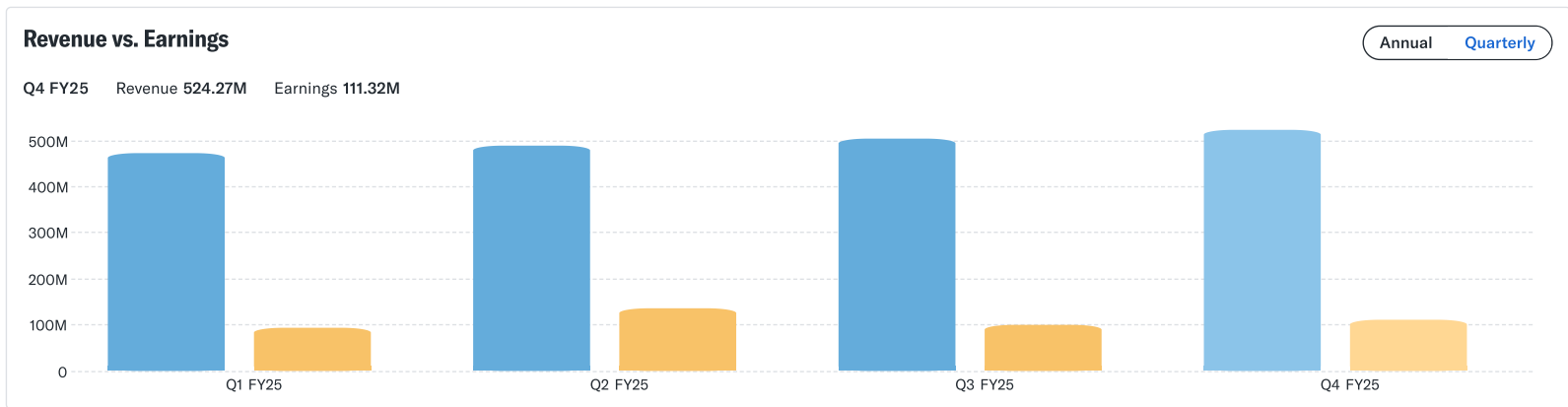

WIX
- 70.12%

S&P 500 (^GSPC)
+ 77.31%

Earnings Trends: WIX

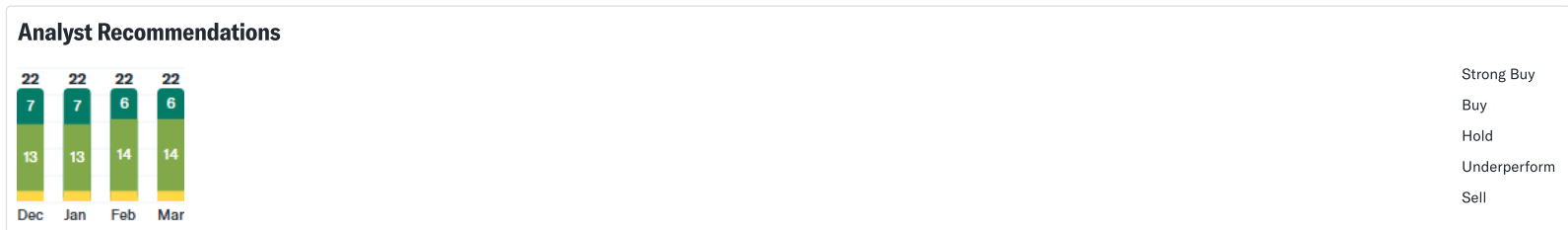

Earnings Per Share GAAP [Normalized](#)

Q4 FY25 ○ Estimate +1.47 Actual +1.81



[View More →](#)

Analyst Insights: WIX



Latest Rating

Date	3/5/2026
Analyst	Citigroup
Rating Action	Maintains
Rating	Buy
Price Action	Lowers
Price Target	150 -> 105

[View More →](#)

Statistics: WIX

Valuation Measures

Current Quarterly Annual

As of 3/4/2026

Market Cap	4.61B
Enterprise Value	4.60B
Trailing P/E	35.60
Forward P/E	12.17
PEG Ratio (5yr expected)	0.50
Price/Sales (ttm)	2.62
Price/Book (mrq)	--
Enterprise Value/Revenue	2.38
Enterprise Value/EBITDA	23.50

Financial Highlights

Profitability and Income Statement

Profit Margin	2.54%
Return on Assets (ttm)	0.05%
Return on Equity (ttm)	--
Revenue (ttm)	1.99B
Net Income Avi to Common (ttm)	50.65M
Diluted EPS (ttm)	2.36

Balance Sheet and Cash Flow

Total Cash (mrq)	1.18B
Total Debt/Equity (mrq)	--
Levered Free Cash Flow (ttm)	446.13M

[View More →](#)

Compare To: WIX

[Compare](#)

Select to analyze similar companies using key performance metrics; select up to 4 stocks.

WIX Wix.com Ltd. <input checked="" type="checkbox"/> 92.24 +10.09% Mkt Cap 5.136B Industry Software—Infrastructure	PGY Pagaya Technologies ... <input type="checkbox"/> 12.02 +2.91% Mkt Cap 966.359M Industry Software—Infrastructure	GTLB GitLab Inc. <input type="checkbox"/> 25.35 +1.20% Mkt Cap 4.269B Industry Software—Infrastructure	DLO DLocal Limited <input type="checkbox"/> 11.78 -3.20% Mkt Cap 3.472B Industry Software—Infrastructure	RBRK Rubrik, Inc. <input type="checkbox"/> 56.00 +2.06% Mkt Cap 11.208B Industry Software—Infrastructure	FOUR Shift4 Payments, In <input type="checkbox"/> 48.73 +2.68% Mkt Cap Industry Software—
---	--	---	---	---	--

Company Insights: WIX

Fair Value



92.24
Current

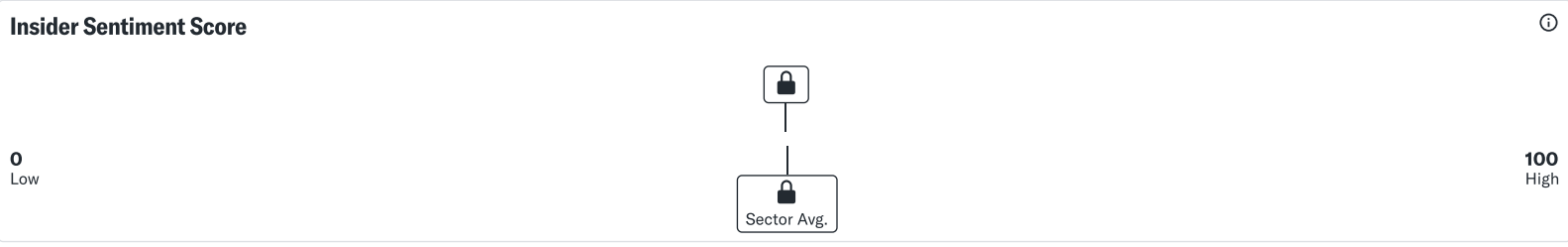
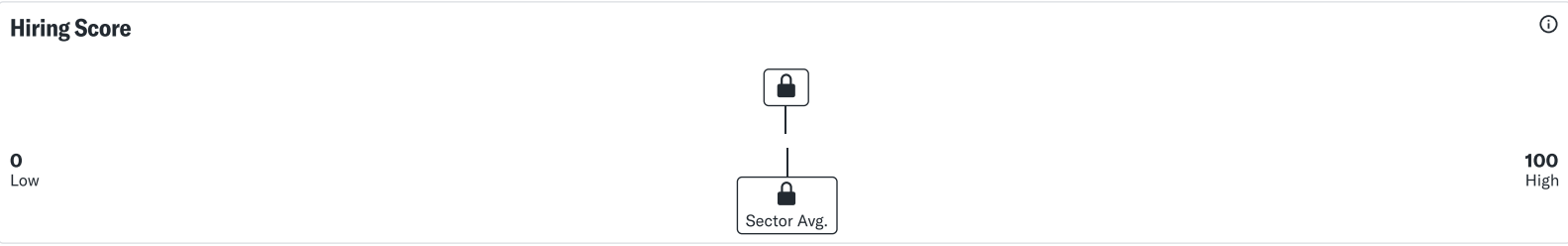
Dividend Score

0



100

Sector Avg.



Research Reports: WIX

Wix Earnings: Blistering Base44...

Wix.com is a software-as-a-service...

Rating: Price Target:

Morningstar • 10 hours ago

Wix Earnings: Growing Pains With...

Wix.com is a software-as-a-service...

Rating: Price Target:

Morningstar • 29 days ago

Wix Earnings: Growing Pains With...

Wix.com is a software-as-a-service...

Rating: Price Target:

Morningstar • last month

Wix Earnings: Growing Pains With...

Wix.com is a software-as-a-service...

Rating: Price Target:

Morningstar • last month

[View More →](#)

People Also Watch

FVRR
Fiverr International Ltd.
11.39 **+4.78%**

HUBS
HubSpot, Inc.
293.55 **+5.37%**

APPN
Appian Corporation
26.94 **+0.45%**

OKTA
Okta, Inc.
79.92 **+11.40%**

TEAM
Atlassian Corporation
83.14 **+8.24%**

