

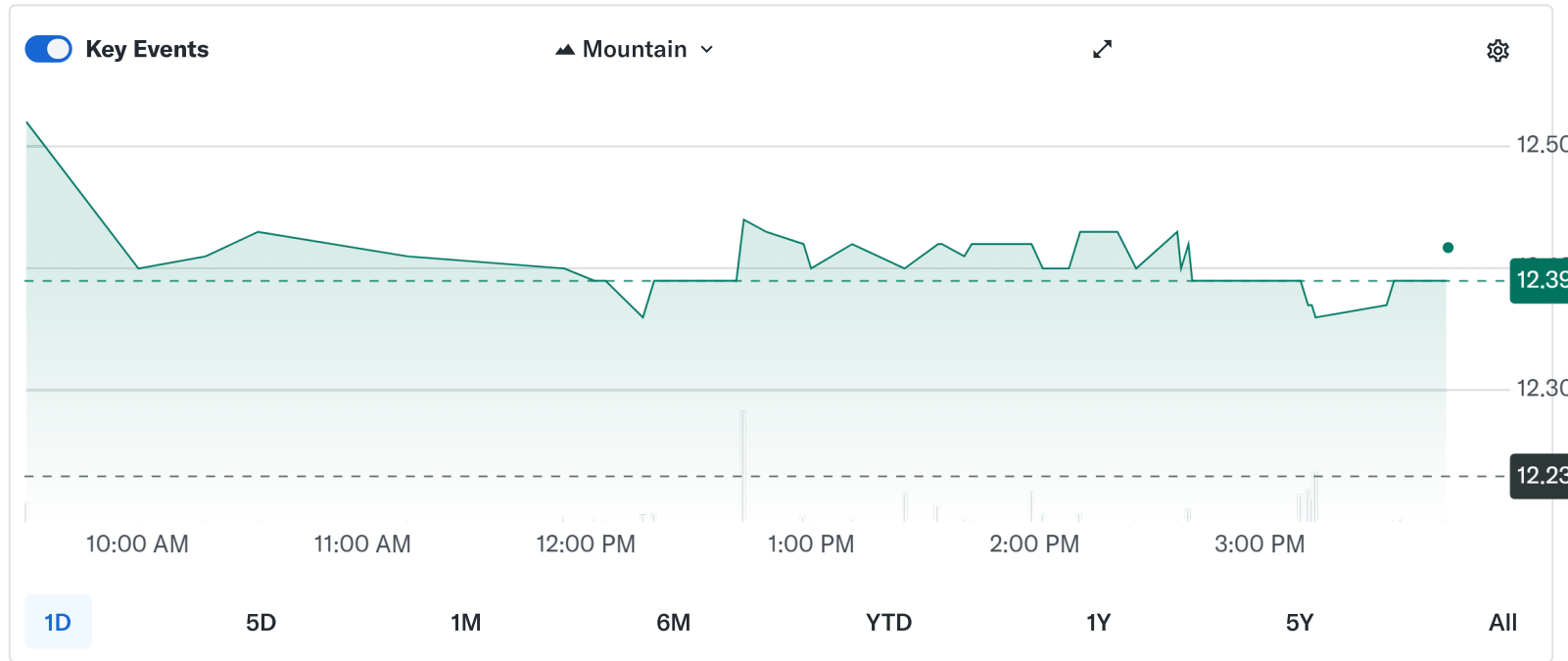
OTC Markets OTC PK - Delayed Quote • USD

# Daikin Industries, Ltd. (DKILY) ☆

**12.39** +0.16 (+1.31%)

At close: 3:58:50 PM EDT

[Get top stock picks](#)



Previous Close

**12.23**

Open

**12.76**

Bid

**12.35 x 120700**

Ask

**12.39 x 236600**

Day's Range

**12.36 - 12.76**

52 Week Range

**9.90 - 14.03**

Volume

**22,923**

Avg. Volume

**314,393**

Market Cap (intraday)

**36.523B**

Beta (5Y Monthly)

**0.50**

PE Ratio (TTM)

**21.00**

EPS (TTM)

**0.59**

Earnings Date (est.)

**May 7, 2026**

Forward Dividend & Yield

**0.21 (1.69%)**

Ex-Dividend Date

**Sep 30, 2025**

1y Target Est

**14.65**

▼ **Daikin Industries, Ltd. Overview - Building Products & Equipment / Industrials**

Daikin Industries, Ltd. manufactures, distributes, and sells air-conditioning and refrigeration equipment, and chemical products in Japan, the Americas, China, Asia, Europe, Europe, and internationally. It offers air-conditioning and refrigeration equipment products, such as split, multi-split type air conditioners, unitary, air to water heat pump systems, heating systems, air purifiers, skyair, multi-split type air conditioners, ventilations, control systems, packaged air-conditioning systems, air cooled chillers, water cooled chillers, rooftops, air sid...

## Recent News: DKILY

[All](#) [News](#) [Earnings Calls](#) [Press Releases](#) [SEC Filings](#)

...v.daikin.com

103,544

March 31

Daikin Industries Selects Outerport to Make Unstructured Engineering Design Data AI-Ready  
PR Newswire • 6d ago  
Sector

Building Products & Equipment Industry



[More about Daikin Industries,Ltd.](#)  
**Daikin Outlines U.S. Growth Strategy at J.P. Morgan Industrials Conference**  
PR Newswire • 8d ago



**Daikin to present at 2026 J.P. Morgan Industrials Conference**  
PR Newswire • 12d ago



**Daikin Industries (TSE:6367) Valuation Check After Mixed P/E And DCF Signals**  
Simply Wall St. • 30d ago



**Daikin and the Astros Foundation Open Applications for \$100,000 STEAM Scholarship**  
PR Newswire • 1mo ago



**Pool Heat Pump Market Research Report 2025-2030, Profiles of Key Vendors - Rheem, AquaCal, Systemair, Pentair, Aldes, Hayward, Fluidra, Daikin, Fairland Group, PHNIX**  
GlobeNewswire • 1mo ago



**Fluoroelastomers Market Research and Global Forecast Report 2025-2029: Asia Pacific Leads as Industrial Base Expands**  
GlobeNewswire • 1mo ago



**Global Tech Swoon Visits Asian Stock Markets**  
**PREMIUM** MT Newswires • 1mo ago



**Assessing Daikin Industries (TSE:6367) Valuation After New HVAC Technologies For Data Centers And Large-Scale Cooling**  
Simply Wall St. • 1mo ago



**Air Scrubber Market Analysis Report 2026 - Global Size, Trends, Competitive Landscape, Opportunities, and Forecasts, 2021-2025 & 2025-2031**  
GlobeNewswire • 1mo ago



**Commercial HVAC Industry Report 2026: Market Size and Trends, Budget Allocation, Regulations, Key Acquisitions, Competitive Landscape and Forecasts 2025-2033**  
GlobeNewswire • 1mo ago



[View More →](#)

## Performance Overview: DKILY

Trailing total returns as of 3/25/2026, which may include dividends or other distributions. Benchmark is [Nikkei 225 \(^N225\)](#).

### YTD Return

DKILY  
**- 3.13%**  
 Nikkei 225 (^N225)  
**+ 6.77%**

### 1-Year Return

DKILY  
**+ 10.25%**  
 Nikkei 225 (^N225)  
**+ 42.27%**

### 3-Year Return

DKILY  
**- 28.00%**  
 Nikkei 225 (^N225)  
**+ 96.27%**

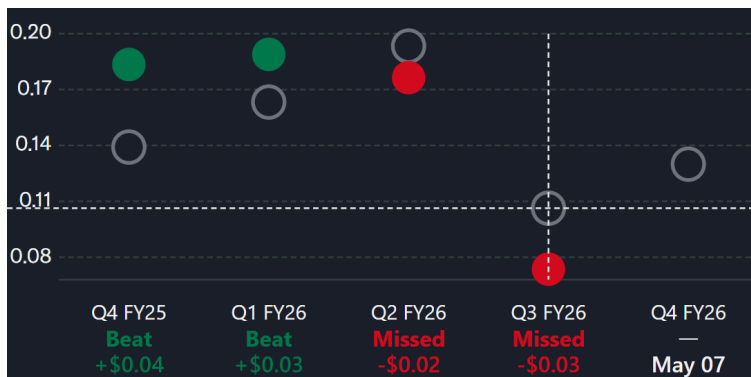
### 5-Year Return

DKILY  
**- 35.17%**  
 Nikkei 225 (^N225)  
**+ 87.09%**

## Earnings Trends: DKILY

### Earnings Per Share (GAAP)

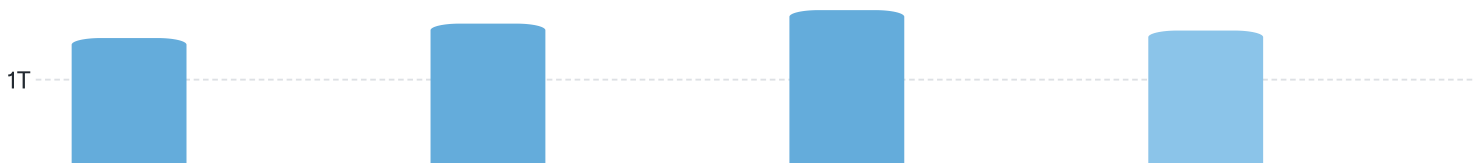
Q3 FY26 ○ Estimate +0.11 ● Actual +0.08

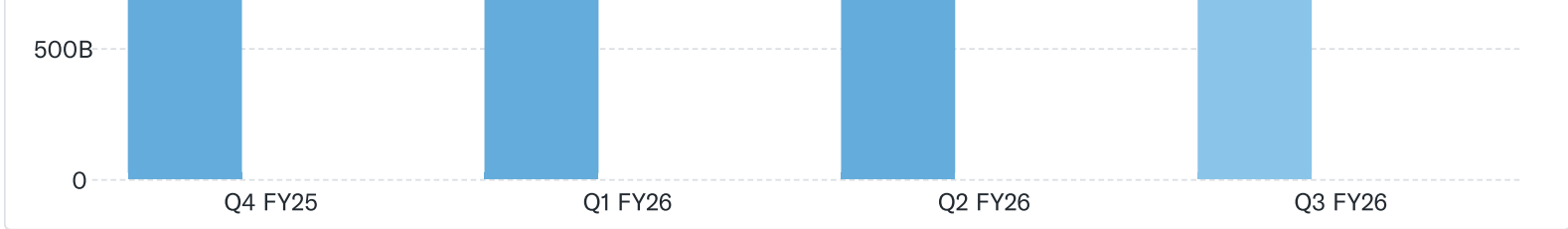


### Revenue vs. Earnings

Annual Quarterly

Q3 FY26 ■ Revenue 1.19T ■ Earnings --





[View More →](#)

## Analyst Insights: DKILY

### Analyst Price Targets



### Analyst Recommendations



- Strong Buy
- Buy
- Hold
- Underper...
- Sell

[View More →](#)

## Statistics: DKILY

### Valuation Measures

**Current** Quarterly Annual

As of 3/20/2026

Market Cap	<b>35.92B</b>
Enterprise Value	<b>35.68B</b>
Trailing P/E	<b>20.10</b>
Forward P/E	<b>18.62</b>
PEG Ratio (5yr expected)	<b>2.33</b>
Price/Sales (ttm)	<b>1.16</b>
Price/Book (mrq)	<b>1.75</b>
Enterprise Value/Revenue	<b>1.19</b>
Enterprise Value/EBITDA	<b>8.18</b>

### Financial Highlights

## Profitability and Income Statement

Profit Margin	5.67%
Return on Assets (ttm)	4.45%
Return on Equity (ttm)	9.29%
Revenue (ttm)	4.83T
Net Income Avi to Common (ttm)	273.42B
Diluted EPS (ttm)	0.59
<b>Balance Sheet and Cash Flow</b>	
Total Cash (mrq)	985.71B
Total Debt/Equity (mrq)	29.45%
Levered Free Cash Flow (ttm)	--

View More →

## Compare To: DKILY

Compare

Select to analyze similar companies using key performance metrics; select up to 4 stocks.

<b>DKILY</b> Daikin Industries, ... 12.39 +1.31%	<b>ROCK-B.CO</b> Rockwool A/S 178.82 +3.93%	<b>4PN.DU</b> Carrier Global Corp 51.26 +0.75%	<b>ORHO.IL</b> NIBE Industrier A... 38.04 +2.49%	<b>NUS.MI</b> Nusco S.p.A. 0.5150 +
Mkt Cap 36.523B	Mkt Cap DKK 37.874B	Mkt Cap EUR -	Mkt Cap SEK 85.146B	Mkt Cap
Industry Building Products...	Industry Building Products...	Industry Building Products...	Industry Building Products...	Industry

## People Also Watch

<b>SHECY</b> Shin-Etsu Chemical... 19.75 +2.65%	<b>KDDIY</b> KDDI Corporation 16.97 +0.65%	<b>RCRUJ</b> Recruit Holdings C... 8.02 -1.11%	<b>SMCAY</b> SMC Corporation 20.55 +2.80%	<b>HOCPY</b> HOYA Corporation 178.33 -0.41%
---	--	--	---	---

**yahoo!finance**

Copyright © 2026 Yahoo.  
All rights reserved.



### What's trending

Dow Jones  
S&P 500  
DAX Index  
Nvidia  
Tesla  
DJT  
Tariffs

### Explore more

Mortgages  
Credit Cards  
Sectors  
Crypto Heatmap  
Financial News

### About

Data Disclaimer  
Help  
Feedback  
Sitemap  
Licensing  
What's New  
About Our Ads  
Premium Plans