

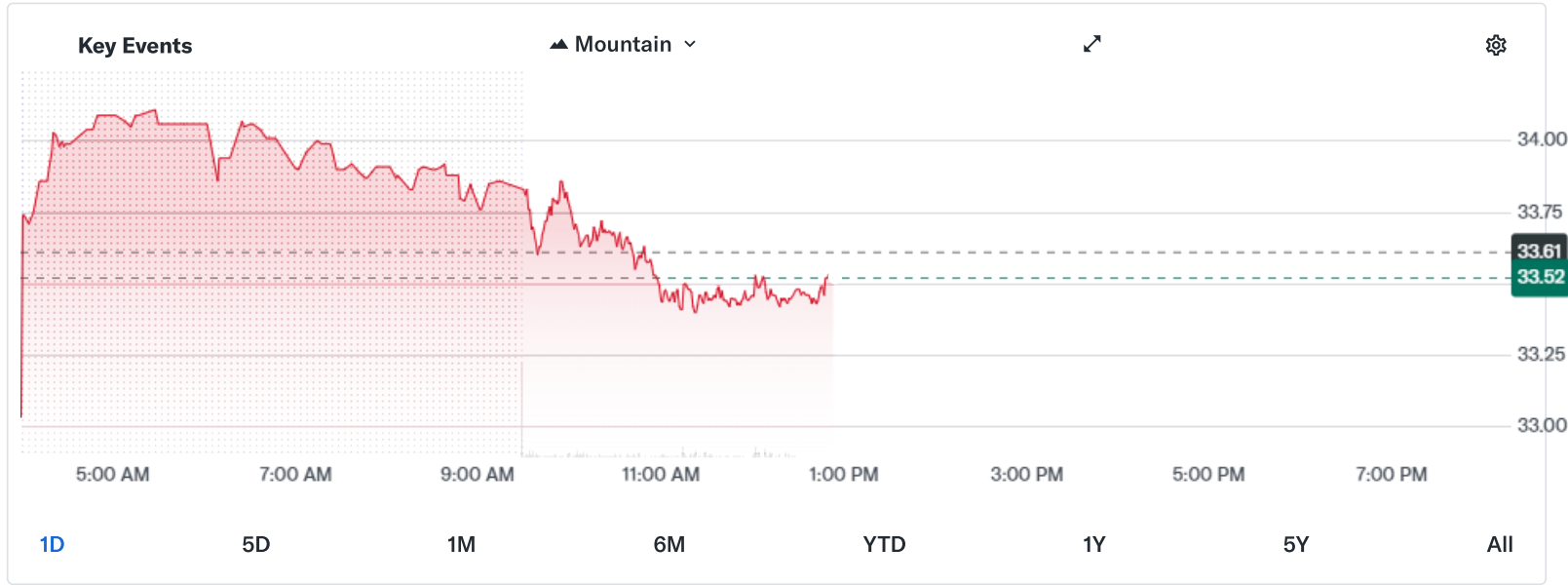
NYSE - Nasdaq Real Time Price • USD

RELX PLC (RELX) ☆

33.52 -0.09 (-0.27%)

As of 12:52:36 PM EDT. Market Open.

[Trade RELX on Coinbase](#) Trading disclosure ⓘ



Previous Close	33.61	Market Cap (intraday)	59.873B
Open	33.81	Beta (5Y Monthly)	0.23
Bid	33.45 x 90000	PE Ratio (TTM)	22.62
Ask	33.46 x 40000	EPS (TTM)	1.48
Day's Range	33.39 - 33.87	Earnings Date	Feb 12, 2026
52 Week Range	27.57 - 56.33	Forward Dividend & Yield	0.92 (2.74%)
Volume	1,411,262	Ex-Dividend Date	May 8, 2026
Avg. Volume	4,309,976	1y Target Est	52.10

▼ **RELX PLC Overview** - Specialty Business Services / Industrials

RELX PLC, together with its subsidiaries, provides information-based analytics and decision tools for professional and business customers in North America, Europe, and internationally. It operates through four segments: Risk; Scientific, Technical & Medical; Legal; and Exhibitions. The Risk segment offers information-based analytics and decision tools that combine public and industry specific content with technology and algorithms to assist clients in evaluating and predicting risk, as well as a portfolio of commercial healthcare products. Its Scientific, Technical & Medical segment...

www.relx.com

35,720 Full Time Employees
Recent News: RELX

December 31
Fiscal Year Ends

All [News](#) [Earnings Calls](#) [Press Releases](#) [SEC Filings](#)

Specialty Business Services
Industry

Investor Concerns Hurt RELX PLC (RELX) in 2025

Insider Monkey • 1mo ago

[More about RELX PLC](#)



LexisNexis Risk Solutions to Expand Identity Verification Suite Within Epic Connection Hub

PR Newswire • 1mo ago



LexisNexis Risk Solutions Named a Leader in IDC MarketScape: U.S. Provider Data Management for Payers 2025-2026 Vendor Assessment

PR Newswire • 1mo ago



Assessing RELX (LSE:REL) Valuation After Mixed Returns And Data Moat Debate

Simply Wall St. • 1mo ago



RELX PLC's (RELX) LexisNexis Risk Solutions Launches New Identity Management Tool

Insider Monkey • 1mo ago



LexisNexis Risk Solutions Launches AI-Powered Identity Management Platform for Healthcare

PR Newswire • 1mo ago



U.S. Auto Insurance Policy Shopping and New Business Growth Continue to Break Records in Q4 with "Hot" Readings on the LexisNexis® U.S. Insurance Demand Meter

PR Newswire • 1mo ago



Stock market sectors that could be more vulnerable to AI disruption

Yahoo Finance UK • 1mo ago



RELX (LON:REL) Is Increasing Its Dividend To £0.48

Simply Wall St. • 1mo ago



Is RELX (LSE:REL) Now Offering Value After Sharp Share Price Declines?

Simply Wall St. • 1mo ago



RELX (RELX) Upgraded to Strong Buy: What Does It Mean for the Stock?

Zacks • 1mo ago



I'm 65 With \$1.5M: Can I Spend \$9,000/Month Without Running Out? (Ask an Advisor)

Ad • Finance Advisors

[View More →](#)

Performance Overview: RELX

Trailing total returns as of 4/7/2026, which may include dividends or other distributions. Benchmark is [FTSE 100 \(^FTSE\)](#).

YTD Return

RELX
- 18.56%
FTSE 100 (^FTSE)
+ 4.20%

1-Year Return

RELX
- 29.38%
FTSE 100 (^FTSE)
+ 34.36%

3-Year Return

RELX
+ 7.82%
FTSE 100 (^FTSE)
+ 33.68%

5-Year Return

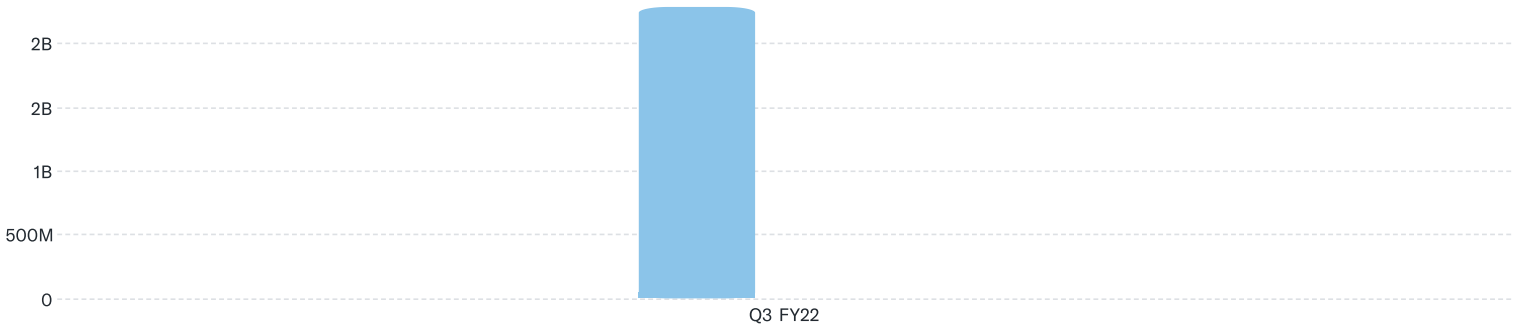
RELX
+ 43.36%
FTSE 100 (^FTSE)
+ 50.30%

Earnings Trends: RELX

Revenue vs. Earnings

Annual Quarterly

Q3 FY22 Revenue 2.29B Earnings --



[View More →](#)

Analyst Insights: RELX

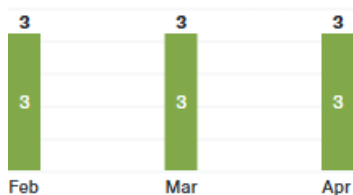
Analyst Price Targets

52.10
Average

47.20

33.48
Current57.00
High

Analyst Recommendations



Strong Buy
Buy
Hold
Underperform
Sell

Latest Rating

Date	1/12/2026
Analyst	Citigroup
Rating Action	Initiated
Rating	Neutral
Price Action	--
Price Target	--

[View More →](#)

Statistics: RELX

Valuation Measures

Current Quarterly Annual

As of 4/2/2026

Market Cap	59.74B
Enterprise Value	69.18B
Trailing P/E	22.65
Forward P/E	17.73
PEG Ratio (5yr expected)	1.36
Price/Sales (ttm)	4.88
Price/Book (mrq)	19.17
Enterprise Value/Revenue	5.45
Enterprise Value/EBITDA	14.19

Financial Highlights

Profitability and Income Statement

Profit Margin	21.53%
Return on Assets (ttm)	12.49%
Return on Equity (ttm)	70.51%
Revenue (ttm)	9.59B
Net Income Avi to Common (ttm)	2.06B
Diluted EPS (ttm)	1.48

Balance Sheet and Cash Flow

Total Cash (mrq)	131M
Total Debt/Equity (mrq)	304.06%
Levered Free Cash Flow (ttm)	2.16B

View More →

Compare To: RELX

Compare

Select to analyze similar companies using key performance metrics; select up to 4 stocks.

RELX RELX PLC 33.48 -0.39% Mkt Cap 59.873B Industry Specialty Business Serv...	TRI Thomson Reuters Cor... 89.31 -1.45% Mkt Cap 39.641B Industry Specialty Business Serv...	WKL.AS Wolters Kluwer N.V. 64.72 -0.92% Mkt Cap EUR 14.543B Industry Specialty Business Serv...	WTKWY Wolters Kluwer N.V. 75.36 -0.32% Mkt Cap 17.046B Industry Specialty Business Serv...	CPRT Copart, Inc. 33.11 +0.82% Mkt Cap Industry Specialty Business Serv...
---	--	--	---	---

Company Insights: RELX

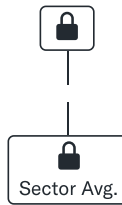
Fair Value



33.48
Current

Dividend Score

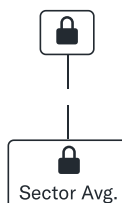
0
Low



100
High

Hiring Score

0
Low



100
High

Insider Sentiment Score



0
Low

🔒
Sector Avg.

100
High

Research Reports: RELX

Downgrading Moats to...

RELX is a global provider of...

Rating: Price Target:

Morningstar • last month

RELX: Just Keeps Getting...

RELX is a global provider of...

Rating: Price Target:

Morningstar • last month

RELX: Just Keeps Getting...

RELX is a global provider of...

Rating: Price Target:

Morningstar • last month

Thomson, RELX, and Wolte...

RELX is a global provider of...

Rating: Price Target:

Morningstar • 2 months ago

View More →

People Also Watch

PUK

Prudential plc

28.92 **-1.09%**

SMFG

Sumitomo Mitsui Finan...

20.26 **-0.88%**

WPP

WPP plc

16.48 **+1.73%**

PSO

Pearson plc

13.43 **+0.71%**

CRH

CRH plc

105.35 **-0.92%**

yahoo!finance

Copyright © 2026 Yahoo.
All rights reserved.



What's trending

- Dow Jones
- S&P 500
- DAX Index
- Nvidia
- Tesla
- DJT
- Tariffs

Explore more

- Mortgages
- Credit Cards
- Sectors
- Crypto Heatmap
- Financial News

About

- Data Disclaimer
- Help
- Feedback
- Sitemap
- Licensing
- What's New
- About Our Ads
- Premium Plans