

Hidalgo County Auditor's Office
Approval of Check Register as Summarized Below
 February 3rd, 2016

Bank Account	Fund	Start Ck #	End Ck #	Next Ck #	Amount
01	General Fund	429058	429300	429301	1,116,439.01
02	Special Revenue	409145	409255	409256	269,966.60
04	Capital Projects	16625	16631	16632	314,304.18
05	Trust & Agency	24937	24938	24939	42.18
07	Proprietary	6147	6148	6149	12,701.70
15	Urban County	30738	30746	30747	660,558.19

Total checks 2,374,011.86

Ach Withdrawals for:

General Fund	ITEMS:	9	22,908,740.18
Trust & Agency Funds	ITEMS:	5	98,671.77
Payroll Fund	ITEMS:	1	102,127.04

Total withdrawals: 23,109,538.99

Bank Internal Transfer for:

General Fund	ITEMS:	3	715,522.57
--------------	--------	---	------------

Total transfers: 715,522.57

Total electronic payments: 23,825,061.56

Grand Total: 26,199,073.42

**The aforementioned bills listed hereto have been approved
 for payment by the Hidalgo County Commissioner's Court
 witnessed on this the 3rd day of February, 2016**

Ramon Garcia
 Co. Judge Hidalgo County

Car. M. Flores
 Co. Comm., Pct. No. 3

AC Cella
 Co. Comm., Pct No. 1

Josep Palacios
 Co. Comm., Pct. No. 4

Ed Miller
 Co. Comm., Pct. No. 2

APPROVED BY
 COMMISSIONERS COURT
 2/3/16

COUNTY *of* HIDALGO



EDINBURG, TEXAS 78539

HIDALGO COUNTY AUDITOR'S OFFICE
 Hidalgo County Administration Building
 2808 South Business Highway 281
 Edinburg, Texas 78539-6243
 PHONE: (956) 318-2511
 FAX: (956) 318-2577
 WEBSITE: www.co.hidalgo.tx.us/auditor

MEMORANDUM

TO: The Commissioner's Court of Hidalgo County, Texas
FROM: The Office of the Hidalgo County Auditor
DATE: February 3, 2016

Request for placement on the Commissioner's Court Consent Agenda of February 3, 2016 for the purpose of approving payment of the following claims:

<u>FUND</u>	<u>FROM CLAIM NO.</u>	<u>TO CLAIM NO.</u>	<u>AMOUNT</u>
GENERAL	429058	429300	\$ 1,116,439.01
GENERAL	ACH WITHDRAWALS		\$ 22,908,740.18
GENERAL	BANK INTERNAL TRANSFER		\$ 715,522.57
SPECIAL REVENUE	409145	409255	\$ 269,966.60
CAPITAL PROJECTS	16625	16631	\$ 314,304.18
TRUST & AGENCY	24937	24938	\$ 42.18
TRUST & AGENCY	ACH WITHDRAWALS		\$ 98,671.77
PAYROLL FUND	ACH WITHDRAWALS		\$ 102,127.04
PROPRIETARY	6147	6148	\$ 12,701.70
URBAN COUNTY	30738	30746	\$ 660,558.19

The above mentioned claims have been audited, and I furthermore certify that funds exist within the various county departments and accounts for the payment of said claims.

Hidalgo County Auditor

Date


2/3/16

HIDALGO COUNTY DISTRICT JUDGES

LUIS M. SINGLETERRY JUDGE, 92ND D.C. RODOLFO DELGADO JUDGE, 93RD D.C. J. R. "BOBBY" FLORES JUDGE, 139TH D.C. ROSE GUERRA REYNA JUDGE, 206TH D.C. JUAN R. PARTIDA JUDGE, 275TH D.C. MARIO E. RAMIREZ, JR. JUDGE, 332ND D.C. NOE GONZALEZ JUDGE, 370TH D.C. OVERSEER LETICIA LOPEZ JUDGE, 389TH D.C. AIDA SALINAS FLORES JUDGE, 398TH D.C. ISRAEL RAMON, JR. JUDGE, 430TH D.C. JESSE CONTRERAS JUDGE, 449TH D.C.

County Auditor's
Fund
Information Report
Commissioners' Court Meeting

February 3, 2016



Prepared by the Office of the County Auditor
Raymundo Eufrazio, C.P.A.

County of Hidalgo

County Auditors

Agenda Information

Report

- A. Letter of Agenda Concerns**
- B. Fund Balance- General Fund**
- C. Schedule of Unreserved Unbudgeted Fund Balances - All Funds**
- D. Schedule of Reserved Fund Balances – All Funds**
- E. Hidalgo County Indigent Health Care Fund Report**

A. Letter of Concern

COUNTY of HIDALGO

HIDALGO COUNTY AUDITOR'S OFFICE
Hidalgo County Administration Building
2808 South Business Highway 281
Edinburg, Texas 78539-6243

PHONE: (956) 318-2511

FAX: (956) 318-2577

WEBSITE: www.co.hidalgo.tx.us/auditor



EDINBURG, TEXAS 78539

February 3, 2016

Honorable Ramon Garcia, County Judge
Honorable A.C. Cuellar Jr., Commissioner, Precinct No. 1
Honorable Eduardo "Eddie" Cantu, Commissioner, Precinct No. 2
Honorable Jose M. Flores, Commissioner, Precinct No. 3
Honorable Joseph Palacios, Commissioner, Precinct No. 4

RE: Agenda Concerns

Dear Judge and Commissioners:

In accordance with Local Government Code Section 111.093, a requisition issued or a contract for work, labor, services, or materials and supplies is not binding until the county auditor certifies that the budget contains an ample provision for the obligation and that funds are or will be available to pay the obligation when due. Recommend that agreements/contracts be revised to include the County Auditor's signature as certification of available funds.

Consent Agenda Item 4.B. (AI-53221) – 2016 Interdepartmental transfers: Various Departments
Point of Information: The transfer amount on the agenda caption should be \$228,789.91 not \$179,341.03.

Consent Agenda Item 12.J. (AI-52917) – Purchasing Department
Point of Information: The Conflict of Interest Questionnaire (FORM CIQ) was not attached. Therefore, we could not determine compliance with Chapter 176 of the Local Government Code.

Consent Agenda Item 12.L. (AI-53036) – Purchasing Department
Point of Information: The Certificate of Interested Parties (FORM 1295) and the Conflict of Interest Questionnaire (FORM CIQ) were not attached. Therefore, we could not determine compliance with Section 2252.908 of the Government Code and Chapter 176 of the Local Government Code, respectively.

Regular Agenda Item 8.A. (AI-53215) – District Clerk
Point of Information: The change fund will increase by \$200 from \$250 to \$450.

Regular Agenda Item 11.G. (AI-53239) – Executive Office
Recommend No Action: Pursuant to legal counsel's review, an issue was identified with numbered paragraph 13 of the terms and conditions of the Agreement. The attached Agreement has not been revised to address legal counsel's concern. In addition, the Certificate of Interested Parties (FORM 1295) was not attached. Therefore, we could not determine compliance with Section 2252.908 of the Government Code.

Regular Agenda Item 15.A. (AI-53184) – Community Service Agency
Recommend No Action: Legal counsel's review and approval of the amendment to the license agreement with SHAH Software, Inc. was not documented.

HIDALGO COUNTY DISTRICT JUDGES

LUIS M. SINGLETERRY
JUDGE, 92ND D.C.

RODOLFO DELGADO
JUDGE, 93RD D.C.

J. R. "BOBBY" FLORES
JUDGE, 139TH D.C.

ROSE GUERRA REYNA
JUDGE, 206TH D.C.

JUAN R. PARTIDA
JUDGE, 275TH D.C.

MARIO E. RAMIREZ, JR.
JUDGE, 332ND D.C.

NOE GONZALEZ
JUDGE, 379TH D.C.
OVERSEER

LETICIA LOPEZ
JUDGE, 389TH D.C.

AIDA SALINAS FLORES
JUDGE, 398TH D.C.

ISRAEL RAMON, JR.
JUDGE, 430TH D.C.

JESSE CONTRERAS
JUDGE, 449TH D.C.

Regular Agenda Item 15.C. (AI-53166) – Community Service Agency
Recommend No Action: The district map of Hidalgo County designating Districts One, Two, and Three was not attached.

Regular Agenda Item 16.A. (AI-53208) – Urban County Program
Point of Information: The Certificate of Interested Parties (FORM 1295) was not attached.
Therefore, we could not determine compliance with Section 2252.908 of the Government Code.

Regular Agenda Item 16.B. (AI-53199) – Urban County Program
Point of Information: The Certificate of Interested Parties (FORM 1295) was not attached.
Therefore, we could not determine compliance with Section 2252.908 of the Government Code.

Regular Agenda Item 16.H. (AI-53071) – Urban County Program
Point of Information: The Certificate of Interested Parties (FORM 1295) was not attached.
Therefore, we could not determine compliance with Section 2252.908 of the Government Code.

Regular Agenda Item 16.I. (AI-53065) – Urban County Program
Point of Information: The Certificate of Interested Parties (FORM 1295) was not attached.
Therefore, we could not determine compliance with Section 2252.908 of the Government Code.

Regular Agenda Item 16.J. (AI-53064) – Urban County Program
Point of Information: The Certificate of Interested Parties (FORM 1295) was not attached.
Therefore, we could not determine compliance with Section 2252.908 of the Government Code.

Regular Agenda Item 16.K. (AI-53063) – Urban County Program
Point of Information: The Certificate of Interested Parties (FORM 1295) was not attached.
Therefore, we could not determine compliance with Section 2252.908 of the Government Code.

Regular Agenda Item 21.A. (AI-53196) – Precinct No. 3
Recommend No Action: The attached agreement is a preliminary draft with numerous proposed revisions and blanks. The final agreement with legal counsel's review and approval were not attached.

Regular Agenda Item 22.A. (AI-53177) – Precinct No. 4
Recommend No Action: The appropriation of funds is subject to the certification of revenues. However, the revenues have not been certified because a request for certification of revenues was not submitted to the County Auditor's Office and the funds have not been received by the County Treasurer.

Regular Agenda Item 23.A. (AI-53225) – Budget & Management for County Clerk
Recommend No Action: Affected departments should request a check prior to filing documents with the County Clerk's Office.

Regular Agenda Item 24.A.1 (AI-53152) – Purchasing Department
Point of Information: There are insufficient funds in place for this contract. Pursuant to the Budget Officer, a transfer to fund this item from contingency will be placed on the next Commissioners Court meeting. In addition, the Certificate of Interested Parties (FORM 1295) and the Conflict of Interest Questionnaire (FORM CIQ) were not attached. Therefore, we could not determine compliance with Section 2252.908 of the Government Code and Chapter 176 of the Local Government Code, respectively.

HIDALGO COUNTY DISTRICT JUDGES

Regular Agenda Item 24.A.3 (AI-53048) – Purchasing Department
Point of Information: The Conflict of Interest Questionnaire (FORM CIQ) was not attached for either vendor. Therefore, we could not determine compliance with Chapter 176 of the Local Government Code.

Regular Agenda Item 24.B.1 (AI-53203) – Purchasing Department
Point of Information: The Certificate of Interested Parties (FORM 1295) and the Conflict of Interest Questionnaire (FORM CIQ) were not attached. Therefore, we could not determine compliance with Section 2252.908 of the Government Code and Chapter 176 of the Local Government Code, respectively.

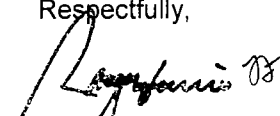
Regular Agenda Item 24.B.3 (AI-52907) – Purchasing Department
Point of Information: The Certificate of Interested Parties (FORM 1295) was not attached. Therefore, we could not determine compliance with Section 2252.908 of the Government Code.

Regular Agenda Item 24.C.1 (AI-53226) – Purchasing Department
Point of Information: The Certificate of Interested Parties (FORM 1295) was not attached. Therefore, we could not determine compliance with Section 2252.908 of the Government Code.

Regular Agenda Item 24.C.2 (AI-53107) – Purchasing Department
Point of Information: The Conflict of Interest Questionnaire (FORM CIQ) was not attached. Therefore, we could not determine compliance with Chapter 176 of the Local Government Code.

Regular Agenda Item 24.D.1 (AI-53033) – Purchasing Department
Point of Information: The Certificate of Interested Parties (FORM 1295) and the Conflict of Interest Questionnaire (FORM CIQ) were not attached. Therefore, we could not determine compliance with Section 2252.908 of the Government Code and Chapter 176 of the Local Government Code, respectively.

Respectfully,



Ray Eufrazio, CPA
Hidalgo County Auditor

HIDALGO COUNTY DISTRICT JUDGES

LUIS M. SINGLETERRY
JUDGE, 92ND D.C.

RODOLFO DELGADO
JUDGE, 93RD D.C.

J. R. "BOBBY" FLORES
JUDGE, 139TH D.C.

ROSE GUERRA REYNA
JUDGE, 206TH D.C.

JUAN R. PARTIDA
JUDGE, 275TH D.C.

MARIO E. RAMIREZ, JR.
JUDGE, 332ND D.C.

NOE GONZALEZ
JUDGE, 370TH D.C.
OVERSEER

LETICIA LOPEZ
JUDGE, 389TH D.C.

AIDA SALINAS FLORES
JUDGE, 398TH D.C.

ISRAEL RAMON, JR.
JUDGE, 430TH D.C.

JESSE CONTRERAS
JUDGE, 449TH D.C.

**B. Report On Unappropriated Fund Balance -
General Fund**

<p>County of Hidalgo, Texas Statement of Revenues, Expenditures and Changes in Fund Balance - Budget to Actual General Fund As of February 3, 2016</p>

	2015 Original Budget	2015 Adjusted Budget	2015 Actual	% Actual To Adjusted Budget
2015 Revenues and other financing sources (See Schedule A)	176,538,434	178,194,930	181,909,189	102.1%
2015 Expenditures and other financing uses (See Schedule B)	185,674,407	190,618,670	183,969,159	96.5%
Excess (deficiency) of revenues and other financing sources over (under) expenditures and other financing uses	(9,135,973)	(12,423,740)	(2,059,970)	
Adjusted, unassigned fund balance at January 1, 2015	28,825,715	28,825,715	28,825,715	
Prior Period Adjustment Unreserved (reserved) fund balance	-	6,946 6,117,815	6,946 6,117,815	
2015 Unadjusted, unassigned fund balance as of February 3, 2016	19,689,742	22,526,736	32,890,506	

Requested Changes on the Current February 3, 2016 Agenda

**Unadjusted 2015 Unassigned Fund Balance for General Fund
as of February 3, 2016 If Requested Changes are Approved**

22,526,736

	2016 Original Budget	2016 Adjusted Budget	2016 Actual	% Actual To Adjusted Budget
2016 Revenues and other financing sources (See Schedule A)	184,606,362	184,606,362	621,248	0.3%
2016 Expenditures and other financing uses (See Schedule B)	189,336,719	190,786,502	4,731,741	2.5%
Excess (deficiency) of revenues and other financing sources over (under) expenditures and other financing uses	(4,730,357)	(6,180,140)	(4,110,494)	
2015 Unadjusted, unassigned fund balance as of February 3, 2016	32,890,506	32,890,506	32,890,506	
Prior Period Adjustment Unreserved (reserved) fund balance	-	-	-	
2016 Unadjusted, unassigned fund balance as of February 3, 2016	28,160,149	26,710,366	28,780,013	

Requested Changes on the Current February 3, 2016 Agenda
Consent Agenda

Item 4.B.: Co Wide Adm - Contingency	182,940
Item 4.B.: Salaries - Various Departments	45,850
Item 4.B.: Salaries - Various Departments	(228,790)
Item 4.C.: Co Wide Adm - Contingency	481,662
Item 4.C.: Criminal DA	(481,662)
Item 4.D.: Facilities Management	148,697
Item 4.D.: Co Wide Adm - Contingency	(148,697)
Item 4.E.: Co Wide Adm - Contingency	48,467
Item 4.E.: Tropical TX Center MHMR	(48,467)
Item 4.G.: Pct.4 Parks	1,818
Item 4.G.: Pct.4 CRC Sunflower/SH107	(1,818)
Item 4.I.: County Commissioners	22,000
Item 4.I.: Executive Office	(22,000)
Regular Agenda	
Item 23.F.1.: Co Wide Adm - Contingency	148,697
Item 23.F.1.: Transfer Out - Road & Bridge	(148,697)

**Unadjusted 2016 Unassigned Fund Balance for General Fund
as of February 3, 2016 If Requested Changes are Approved**

26,710,366

GENERAL FUND BUDGET AMENDMENTS
 COMMISSIONERS' COURT MEETINGS
 As of February 3, 2016

SCHEDULE A- BUDGET AMENDMENTS TO 2015 ESTIMATED REVENUES

2015 Original Budget		\$ 176,538,434.31
Adjustments to the 2015 Estimated Revenues		
APPROVED 2015 CHANGES BY COURT ON FEBRUARY 17, 20185 AGENDA 2/17/2015 Increase to Estimated Revenue	11,279.75	11,279.75
APPROVED 2015 CHANGES BY COURT ON FEBRUARY 17, 20185 AGENDA 2/17/2015 Increase to Estimated Revenue	20,957.84	20,957.84
APPROVED 2015 CHANGES BY COURT ON FEBRUARY 17, 20185 AGENDA 2/17/2015 Increase to Estimated Revenue	1,004.68	1,004.68
APPROVED 2015 CHANGES BY COURT ON SEPTEMBER 1, 2015 AGENDA 9/1/2015 Increase to Estimated Revenue	1,621,753.59	1,621,753.59
APPROVED 2015 CHANGES BY COURT ON NOVEMBER 10, 2015 AGENDA 11/10/2015 Increase to Estimated Revenue	1,500.00	1,500.00
Total Adjustments to the 2015 Estimated Revenues		1,656,495.86
Total 2015 Approved Original Estimated Revenues and Budget Amendments		\$ 178,194,930.17

SCHEDULE B - BUDGET AMENDMENTS TO 2015 APPROPRIATIONS

2015 Original Budget		185,674,407.00
Prior Approved Carryovers - Fund 1280		498,532.68
Prior Approved Carryovers - Fund 1282		159,543.55
Prior Approved Carryovers - Fund 1283		18,112.25
Prior Approved Carryovers - Fund 1284		338,012.95
Prior Approved Carryovers - Fund 1285		75,292.98
Prior Approved Carryovers - Fund 1286		1,688.55
Prior Approved Carryovers - Fund 1293		193,234.51
Prior Approved Carryovers - Fund 1293		(2,712.56)
Prior Approved Carryovers - Fund 1293		(0.70)
Prior Approved Carryovers - Fund 1301		20,168.44
Prior Approved Carryovers - Fund 1315		674,333.75
Prior Approved Carryovers - Fund 1315		(259,786.12)
Amendments Approved by Commissioners' Court and as Presented by the Budget Office		
APPROVED 2015 CHANGES BY COURT ON DECEMBER 16, 2014 AGENDA		-
APPROVED 2015 CHANGES BY COURT ON DECEMBER 22, 2014 AGENDA		-
APPROVED 2015 CHANGES BY COURT ON JANUARY 6, 2015 AGENDA Regular Agenda		
Item 17.B.2.: 139th DC	(1,786.35)	
Item 17.B.2.: 92nd DC	1,786.35	
Item 17.C.2.: Assigned F/B-New Courthouse	41,000.00	
		41,000.00
APPROVED 2015 CHANGES BY COURT ON JANUARY 20, 2015 AGENDA Consent Agenda		
Item 5.A.: Tropical Texas Center MHMR	(104,419.00)	
Item 5.A.: Co Wide Adm - Contingency	104,419.00	
Item 5.B.: Co Wide Adm - Contingency	(14,750.00)	
Item 5.B.: Executive Office	14,750.00	
Item 5.C.: Co Wide Adm - Contingency	(33,825.00)	

SCHEDULE B - BUDGET AMENDMENTS TO 2015 APPROPRIATIONS

Item 5.C.: Humane Society	33,825.00
Item 5.D.: Co Wide Adm - Contingency	(6,500.00)
Item 5.D.: Environmental Compliance	6,500.00
Item 5.E.: Co Wide Adm - Contingency	(500.00)
Item 5.E.: DPS License & Weight	500.00
Item 5.F.: Co Wide Adm - Contingency	(22,040.00)
Item 5.F.: Tax Office	22,040.00
Regular Agenda	
Item 9.C.2.: Human Services	(60,153.02)
Item 9.C.2.: Health Administration	60,153.02
Item 9.I.3.: Co Wide Adm - Contingency	(6,958.89)
Item 9.I.3.: Pct.1 Parks	6,958.89
Item 9.J.3.: Co Wide Adm - Contingency	(1,293.25)
Item 9.J.3.: Pct.3 Sanitation	1,293.25
Item 20.B.1.: Co Wide Adm - Other	(598,531.00)
Item 20.B.1.: Transfers Out - Bonds CO 2014	598,531.00
Item 20.B.1.A.: Co Wide Administration	(187,047.00)
Item 20.B.1.A.: Transfers Out - Refunding Bonds 2014	187,047.00
Item 20.B.1.B.: Co Wide Adm - Other	(1,257,895.00)
Item 20.B.1.B.: Transfers Out - Tax Notes 2014	1,257,895.00
Item 20.C.2.: 1115 Waiver DSRIP	1,000,000.00
Item 20.D.2.: Co Wide Adm - Contingency	(2,738.86)
Item 20.D.2.: Criminal DA	1,071.45
Item 20.D.2.: Tax Office	1,071.45
Item 20.D.2.: Sheriff	595.96
	<hr/>
	1,000,000.00

APPROVED 2015 CHANGES BY COURT ON FEBRUARY 4, 2015 AGENDA

-

APPROVED 2015 CHANGES BY COURT ON FEBRUARY 9, 2015 AGENDA

-

APPROVED 2015 CHANGES BY COURT ON FEBRUARY 17, 2015 AGENDA

Consent Agenda

Item 4.A.: Co Wide Adm - Contingency	(90,000.00)
Item 4.A.: Historical Museum	90,000.00
Item 4.B.: Co Wide Adm - Contingency	(11,238.75)
Item 4.B.: Constable Pct.1	11,238.75
Item 4.C.: LRGVDC	(43,810.00)
Item 4.C.: TAC	(2,440.00)
Item 4.C.: County Commissioners	46,250.00
Item 4.D.: Co Wide Adm - Contingency	(950.00)
Item 4.D.: WIC Ineligible Costs	950.00

Regular Agenda

Item 21.C.3.B.: Constable Pct.1	11,279.75
Item 21.C.4.B.: Constable Pct.3	20,957.84
	<hr/>
	32,237.59

APPROVED 2015 CHANGES BY COURT ON MARCH 3, 2015 AGENDA

-

APPROVED 2015 CHANGES BY COURT ON MARCH 17, 2015 AGENDA

-

APPROVED 2015 CHANGES BY COURT ON MARCH 31, 2015 AGENDA

-

APPROVED 2015 CHANGES BY COURT ON APRIL 14, 2015 AGENDA

Consent Agenda

Item 3.B.: Co Wide Adm - Contingency	(11,513.55)
Item 3.B.: Distric Clerk	11,513.55
Item 3.C.: Co Wide Adm - Contingency	(126.00)
Item 3.C.: Auxiliary Court	126.00
Item 3.D.: Co Wide Adm - Contingency	(12,611.84)
Item 3.D.: 92nd DC	12,611.84
Item 3.E.: Co Wide Adm - Contingency	(20,493.00)

SCHEDULE B - BUDGET AMENDMENTS TO 2015 APPROPRIATIONS

Item 3.E.: County Clerk	20,493.00
Item 3.G.: Co Wide Adm - Contingency	(33,356.00)
Item 3.G.: Pct.3 Sanitation	33,356.00
Item 9.B.: Salary Sweep - Various Departments	(662,912.99)
Item 9.B.: Co Wide Adm - Contingency	662,912.99
Regular Agenda	
Item 9.E.: Co Wide Adm - Contingency	(1,190.90)
Item 9.E.: 389th DC	1,190.90
Item 11.A.: Distric Clerk Record Archive	16,000.00
Item 25.D.4.: Scofflaw Program	125,174.57
Item 25.D.5.: Fire Marshal	1,004.68
	<hr/>
	142,179.25
APPROVED 2015 CHANGES BY COURT ON APRIL 28, 2015 AGENDA	-
APPROVED 2015 CHANGES BY COURT ON MAY 05, 2015 AGENDA	-
APPROVED 2015 CHANGES BY COURT ON MAY 19, 2015 AGENDA	
Consent Agenda	
Item 3.A.: Co Wide Adm - Contingency	(17,592.00)
Item 3.A.: Facilities Management	17,592.00
Item 3.B.: Co Wide Adm - Contingency	(2,741.34)
Item 3.B.: CCL#1	2,741.34
Item 3.E.: Co Wide Adm - Contingency	(400.00)
Item 3.E.: Constable Pct.4	400.00
Item 3.G.: Co Wide Adm - Contingency	(6,132.22)
Item 3.G.: Tax Office	6,132.22
Item 3.H.: Co Wide Adm - Contingency	(1,986.25)
Item 3.H.: Juvenile Detention HM	1,986.25
Regular Agenda	
Item 23.E.4.: Economic Development	155,000.00
	<hr/>
	155,000.00
APPROVED 2015 CHANGES BY COURT ON JUNE 2, 2015 AGENDA	-
APPROVED 2015 CHANGES BY COURT ON JUNE 9, 2015 AGENDA	
Consent Agenda	
Item 3.C.: Co Wide Adm - Contingency	(12,000.00)
Item 3.C.: Health Admisitration	12,000.00
Item 3.D.: Co Wide Adm - Contingency	(13,673.00)
Item 3.D.: Emergency Management	13,673.00
Item 3.F.: Co Wide Adm - Contingency	(3,807.00)
Item 3.F.: 430th District Court	3,807.00
Regular Agenda	
Item 8.A.: Distric Clerk Record Archive	13,125.00
Item 11.A.3.: Co Wide Adm - Contingency	(22,785.28)
Item 11.A.3.: Sanitation Pct.4	22,785.28
Item 18.A.: Disaster-Water Extraction 15	1,200,000.00
	<hr/>
	1,213,125.00
APPROVED 2015 CHANGES BY COURT ON JUNE 23, 2015 AGENDA	-
APPROVED 2015 CHANGES BY COURT ON JULY 7, 2015 AGENDA	
Consent Agenda	
Item 3.B.: Co Wide Adm - Contingency	(2,500.00)
Item 3.B.: 449th DC	2,500.00
Item 4.A.: Transfers Out - R&B Fund	(60,996.32)
Item 4.A.: Pct 2 Boys & Girls Club Facility	30,498.16
Item 4.A.: Pct 2 Aquatic Park/Natatorium Project	30,498.16
Item 10.B.: General Fund Salary Sweep	(928,484.78)
Item 10.B.: Co Wide Adm - Contingency	928,484.78
Regular Agenda	
Item 14.A.2.: Reserved F/B - Restricted CC Record Archive	333,500.00
	<hr/>
	333,500.00

SCHEDULE B - BUDGET AMENDMENTS TO 2015 APPROPRIATIONS

APPROVED 2015 CHANGES BY COURT ON JULY 21, 2015 AGENDA

-

APPROVED 2015 CHANGES BY COURT ON JULY 28, 2015 AGENDA

-

APPROVED 2015 CHANGES BY COURT ON AUGUST 4, 2015 AGENDA

-

APPROVED 2015 CHANGES BY COURT ON AUGUST 18, 2015 AGENDA

-

APPROVED 2015 CHANGES BY COURT ON AUGUST 25, 2015 AGENDA

-

APPROVED 2015 CHANGES BY COURT ON SEPTEMBER 1, 2015 AGENDA

-

APPROVED 2015 CHANGES BY COURT ON SEPTEMBER 15, 2015 AGENDA

Consent Agenda

Item 3.A.: Co Wide Adm - Contingency (2,440.00)

Item 3.A.: Indigent Defense 2,440.00

Regular Agenda

-

Item 21.I.2.: Elections Contract 255,301.34

255,301.34

APPROVED 2015 CHANGES BY COURT ON SEPTEMBER 29, 2015 AGENDA

Consent Agenda

Item 3.A.: General Litigation (300,000.00)

Item 3.A.: Co Wide Adm - Contingency 300,000.00

Item 3.B.: Fire Department - Various Departments (283,000.00)

Item 3.B.: Co Wide Adm - Contingency 283,000.00

Item 3.C.: Child Welfare Defense (59,708.57)

Item 3.C.: Co Wide Adm - Contingency 59,708.57

Item 3.D.: Co Wide Adm - Contingency (22,000.00)

Item 3.D.: District Clerk 22,000.00

Item 3.E.: Health Administration (5,000.00)

Item 3.E.: Health Clinics 5,000.00

Item 3.J.: Co Wide Adm - Contingency (55,000.00)

Item 3.J.: Elections Department 55,000.00

Item 3.K.: Co Wide Adm - Contingency (1,051.94)

Item 3.K.: Constable Pct.4 1,051.94

Item 3.L.: Co Wide Adm - Contingency (48,013.62)

Item 3.L.: Pct.4 Sanitation 48,013.62

Item 3.M.: Co Wide Adm - Contingency (96,908.14)

Item 3.M.: Pct.4 96,908.14

Item 3.N.: Co Wide Adm - Contingency (2,500.00)

Item 3.N.: County Court at Law #1 2,500.00

Item 3.Q.: IT Countywide (300.00)

Item 3.Q.: Executive Office 300.00

Item 11.A.: Co Wide Adm - Contingency (66,119.03)

Item 11.A.: Transfers In - Grants Level 1 66,119.03

Regular Agenda

Item 7.B.: Grand Jury 4,000.00

Item 11.B.: Co Wide Adm - Contingency (59,708.57)

Item 11.B.: Public Defender 59,708.57

Item 24.F.2.: Transfers Out - R&B Fund (26,150.24)

Item 24.F.2.: Pct.4 Doolittle Recovery Project 26,150.24

4,000.00

APPROVED 2015 CHANGES BY COURT ON OCTOBER 6, 2015 AGENDA

-

SCHEDULE B - BUDGET AMENDMENTS TO 2015 APPROPRIATIONS

APPROVED 2015 CHANGES BY COURT ON OCTOBER 13, 2015 AGENDA

Consent Agenda	
Item 3.A.: Co Wide Adm - Contingency	(700.00)
Item 3.A.: Department of Budget and Management	700.00
Item 3.B.: County Commissioners	(2,300.00)
Item 3.B.: Executive Office	2,300.00
Item 3.C.: Co Wide Adm - Contingency	(312,612.89)
Item 3.C.: Juvenile Post Adjudication Secure	312,612.89
Item 3.D.: Pct.2 Parks	(106.95)
Item 3.D.: Pct.2 CRC Alamo	106.95
Regular Agenda	
Item 10.F.: G/F - Restricted F/B - Economic Development	50,000.00
	<u>50,000.00</u>

APPROVED 2015 CHANGES BY COURT ON OCTOBER 21, 2015 AGENDA

-

APPROVED 2015 CHANGES BY COURT ON OCTOBER 27, 2015 AGENDA

Consent Agenda	
Item 3.A.: Mental Health Trials	(220.00)
Item 3.A.: Insect Eradication	220.00
Item 3.B.: Co Wide Adm - Contingency	(113.89)
Item 3.B.: Tax Office	113.89
Item 8.A.: Sheriff	1,500.00
	<u>1,500.00</u>

APPROVED 2015 CHANGES BY COURT ON NOVEMBER 10, 2015 AGENDA

-

APPROVED 2015 CHANGES BY COURT ON NOVEMBER 17, 2015 AGENDA

-

APPROVED 2015 CHANGES BY COURT ON DECEMBER 1, 2015 AGENDA

-

APPROVED 2015 CHANGES BY COURT ON DECEMBER 8, 2015 AGENDA

-

APPROVED 2015 CHANGES BY COURT ON DECEMBER 15, 2015 AGENDA

-

APPROVED 2015 CHANGES BY COURT ON JANUARY 5, 2016 AGENDA

-

Total approved Budget Amendments from January 1, 2015 through January 5, 2016

3,227,843.18

as presented by Budget Office

Total 2015 Approved Original Budget Appropriations and Budget Amendments

\$ 190,618,670.46

**C. Schedule of Unreserved Unbudgeted Fund Balances –
All Funds**

COUNTY OF HIDALGO, TEXAS
 SCHEDULE OF UNRESERVED UNBUDGETED FUND BALANCES
 As of February 3, 2016

Account Number	Account Description	Amount	Available for Appropriation
5-1100-258-00-000-000-0-000	GEN FD-UNASSIGNED FUND BALANCE	(34,950,476.36)	
5-1100-270-00-000-000-0-000	GEN FD-BUDGETED FUND BALANCE	12,423,740.29	(22,526,736.07)
5-1200-258-00-000-000-0-000	R&B FUND-UNASSIGNED FUND BALANCE	(4,783,069.38)	
5-1200-270-00-000-000-0-000	R&B FUND-FUND BAL-BUDGETED	4,386,766.52	(396,302.86)
5-1220-258-00-000-000-0-000	LEOSE FUND-UNASSIGNED FUND BALANCE	(14,252.76)	
5-1220-270-00-000-000-0-000	LEOSE FUND-BUDGETED FUND BALANCE	5,786.74	(8,466.02)
5-1221-258-00-000-000-0-000	DA VEH THEFT-UNASSIGNED FUND BALANCE	(31.92)	
5-1221-270-00-000-000-0-000	DA VEH THEFT-BUDGETED FUND BALANCE	-	(31.92)
5-1222-258-00-000-000-0-000	DA CHECK FRAUD-UNASSIGNED FUND BALANCE	(192,489.57)	
5-1222-270-00-000-000-0-000	DA CHECK FRAUD-BUDGETED FUND BALANCE	94,221.70	(98,267.87)
5-1223-258-00-000-000-0-000	DA CCP59-UNASSIGNED FUND BALANCE	(4,485,922.77)	
5-1223-270-00-000-000-0-000	DA CCP59-BUDGETED FUND BALANCE	800,186.47	(3,685,736.30)
5-1224-258-00-000-000-0-000	DRUG ABUSE PREV/REHAB-UNASSIGNED F/B	(329,556.87)	
5-1224-270-00-000-000-0-000	DRUG ABUSE PREV/REHAB-BUDGETED FUND BALANCE	(7,213.81)	(336,770.68)
5-1225-258-00-000-000-0-000	PRETRIAL INTRVNTN PRG-UNASSIGNED F/B	(265,873.83)	
5-1225-270-00-000-000-0-000	PRETRIAL INTRVNTN PRG-BUDGETED FUND BALANCE	171,722.10	(94,151.73)
5-1226-258-00-000-000-0-000	SHERIFF INVESTIG-UNASSIGNED FUND BALANCE	(18,881.93)	
5-1226-270-00-000-000-0-000	SHERIFF INVESTIG-BUDGETED FUND BALANCE	-	(18,881.93)
5-1227-258-00-000-000-0-000	SHERIFF CCP59-UNASSIGNED FUND BALANCE	(1,434,258.80)	
5-1227-270-00-000-000-0-000	SHERIFF CCP59-BUDGETED FUND BALANCE	542,465.06	(891,793.74)
5-1228-258-00-000-000-0-000	SHRF FED SHRG-US TREAS-UNASSIGNED F/B	(981,050.35)	
5-1228-270-00-000-000-0-000	SHRF FED SHRG-US TREAS-BUDGETED FUND BALANCE	438,602.75	(542,447.60)
5-1229-258-00-000-000-0-000	SHRF FED SHRG-USDJ-UNASSIGNED F/B	(1,600,186.83)	
5-1229-270-00-000-000-0-000	SHRF FED SHRG-USDJ-BUDGETED FUND BALANCE	1,049,146.02	(551,040.81)
5-1230-258-00-000-000-0-000	CONST PCT3 CCP59-UNASSIGNED FUND BALANCE	(7,165.40)	
5-1230-270-00-000-000-0-000	CONST PCT3 CCP59-BUDGETED FUND BALANCE	2,203.76	(4,961.64)
5-1231-258-00-000-000-0-000	CONST PCT4 CCP59-UNASSIGNED FUND BALANCE	(35,791.75)	
5-1231-270-00-000-000-0-000	CONST PCT4 CCP59-BUDGETED FUND BALANCE	35,638.65	(153.10)
5-1233-258-00-000-000-0-000	CONST PCT1 CCP59-UNASSIGNED FUND BALANCE	(2,281.79)	
5-1233-270-00-000-000-0-000	CONST PCT1 CCP59-BUDGETED FUND BALANCE	-	(2,281.79)
5-1234-258-00-000-000-0-000	CHILD ABUSE PREV-UNASSIGNED FUND BALANCE	(31,844.17)	
5-1234-270-00-000-000-0-000	CHILD ABUSE PREV-BUDGETED FUND BALANCE	(5,000.00)	(36,844.17)
5-1235-258-00-000-000-0-000	DC REC MGMT/PRESRV-UNASSIGNED FUND BALANCE	(194,634.35)	
5-1235-270-00-000-000-0-000	DC REC MGMT/PRESRV-BUDGETED FUND BALANCE	-	(194,634.35)
5-1236-258-00-000-000-0-000	DC TITLE IV-D-UNASSIGNED FUND BALANCE	(22,337.71)	
5-1236-270-00-000-000-0-000	DC TITLE IV-D-BUDGETED FUND BALANCE	(2,000.00)	(24,337.71)
5-1237-258-00-000-000-0-000	CC REC MGMT/PRESRV-UNASSIGNED FUND BALANCE	(2,506,003.41)	
5-1237-270-00-000-000-0-000	CC REC MGMT/PRESRV-BUDGETED FUND BALANCE	465,468.74	(2,040,534.67)
5-1238-258-00-000-000-0-000	CO REC MGMT/PRESRV-UNASSIGNED FUND BALANCE	(228,576.03)	
5-1238-270-00-000-000-0-000	CO REC MGMT/PRESRV-BUDGETED FUND BALANCE	21,228.00	(207,348.03)
5-1239-258-00-000-000-0-000	CRT REPORTER SRV-UNASSIGNED FUND BALANCE	(152,056.23)	
5-1239-270-00-000-000-0-000	CRT REPORTER SRV-BUDGETED FUND BALANCE	-	(152,056.23)
5-1240-258-00-000-000-0-000	JUV DELQ PREV-UNASSIGNED FUND BALANCE	(3,949.50)	
5-1240-270-00-000-000-0-000	JUV DELQ PREV-BUDGETED FUND BALANCE	-	(3,949.50)
5-1241-258-00-000-000-0-000	CRTHSE SECURITY-UNASSIGNED FUND BALANCE	(79,466.65)	
5-1241-270-00-000-000-0-000	CRTHSE SECURITY-BUDGETED FUND BALANCE	79,466.65	-
5-1242-258-00-000-000-0-000	JUST CRT TECH-UNASSIGNED FUND BALANCE	(866,945.51)	
5-1242-270-00-000-000-0-000	JUST CRT TECH-BUDGETED FUND BALANCE	753,522.78	(113,422.73)
5-1243-258-00-000-000-0-000	CONTRIBUTIONS FUND-UNASSIGNED FUND BALANCE	(319,585.44)	
5-1243-270-00-000-000-0-000	CONTRIBUTIONS FUND-BUDGETED FUND BALANCE	5,000.00	(314,585.44)
5-1245-258-00-000-000-0-000	JUST CRT BLDG SEC-UNASSIGNED FUND BALANCE	(126,549.57)	
5-1245-270-00-000-000-0-000	JUST CRT BLDG SEC-BUDGETED FUND BALANCE	110,629.15	(15,920.42)
5-1246-258-00-000-000-0-000	TAC SP VEH INV-UNASSIGNED FUND BALANCE	(110,823.79)	
5-1246-270-00-000-000-0-000	TAC SP VEH INV-BUDGETED FUND BALANCE	29,082.32	(81,741.47)
5-1247-258-00-000-000-0-000	LAW LIBRARY-UNASSIGNED FUND BALANCE	(1,017,734.65)	
5-1247-270-00-000-000-0-000	LAW LIBRARY-BUDGETED FUND BALANCE	(91,493.90)	(1,109,228.55)
5-1250-258-00-000-000-0-000	SUPPL CRT GRDNSHP-UNASSIGNED FUND BALANCE	(81,286.13)	
5-1250-270-00-000-000-0-000	SUPPL CRT GRDNSHP-BUDGETED FUND BALANCE	38,000.00	(43,286.13)
5-1251-258-00-000-000-0-000	HIDTA CCP59-UNASSIGNED FUND BALANCE	(1,102,714.01)	
5-1251-270-00-000-000-0-000	HIDTA CCP59-BUDGETED FUND BALANCE	133,000.00	(969,714.01)
5-1252-258-00-000-000-0-000	HIDTA FED SHRG-US TREAS-UNASSIGNED F/B	(1,240,017.63)	
5-1252-270-00-000-000-0-000	HIDTA FED SHRG-US TREAS-BUDGETED FUND BALANCE	613,747.91	(626,269.72)
5-1253-258-00-000-000-0-000	HIDTA OTHER SHRG-UNASSIGNED FUND BALANCE	(207,866.22)	
5-1253-270-00-000-000-0-000	HIDTA OTHER SHRG-BUDGETED FUND BALANCE	63,089.79	(144,776.43)
5-1254-258-00-000-000-0-000	HIDTA FED SHRG-USDJ-UNASSIGNED FUND BALANCE	(570,760.61)	
5-1254-270-00-000-000-0-000	HIDTA FED SHRG-USDJ-BUDGETED FUND BALANCE	135,352.00	(435,408.61)
5-1255-258-00-000-000-0-000	CO&DIST CRT TECH-UNASSIGNED FUND BALANCE	(22,646.04)	
5-1255-270-00-000-000-0-000	CO&DIST CRT TECH-BUDGETED FUND BALANCE	(17,000.00)	(39,646.04)

COUNTY OF HIDALGO, TEXAS
SCHEDULE OF UNRESERVED UNBUDGETED FUND BALANCES
As of February 3, 2016

Account Number	Account Description	Amount	Available for Appropriation
5-1256-258-00-000-000-0-000	DA FED SHRG-USDJ-UNASSIGNED FUND BALA	(173,963.97)	
5-1256-270-00-000-000-0-000	DA FED SHRG-USDJ-BUDGETED FUND BALANC	45,000.00	(128,963.97)
5-1257-258-00-000-000-0-000	CONST PCT3 FED SHRG-TREAS-UNASSIGNED	(18,226.92)	
5-1257-270-00-000-000-0-000	CONST PCT3 FED SHRG-TREAS-BUDGETED F//	18,226.92	-
5-1258-258-00-000-000-0-000	LPPF-UNASSIGNED FUND BALANCE	(6,709,091.73)	
5-1258-270-00-000-000-0-000	LPPF-BUDGETED FUND BALANCE	6,709,091.73	-
5-1259-258-00-000-000-0-000	CONST PCT4 FED SHRG-TREAS-UNASSIGNED	(6,931.42)	
5-1259-270-00-000-000-0-000	CONST PCT4 FED SHRG-TREAS-BUDGETED F//	6,931.42	-
5-1260-258-00-000-000-0-000	CONST PCT2 CHAPTER 59-UNASSIGNED F/B	-	
5-1260-270-00-000-000-0-000	CONST PCT2 CHAPTER 59-BUDGETED F/B	-	-
5-1261-258-00-000-000-0-000	CONST PCT3 FED SHRG-DOJ-UNASSIGNED F/E	(33,135.00)	
5-1261-270-00-000-000-0-000	CONST PCT3 FED SHRG-DOJ-BUDGETED F/B	33,135.00	-
5-1280-258-00-000-000-0-000	GRANTS LVL 0-UNASSIGNED FUND BALANCE	-	
5-1280-270-00-000-000-0-000	GRANTS LVL 0-BUDGETED FUND BALANCE	-	-
5-1281-258-00-000-000-0-000	GRANTS LVL 1-UNASSIGNED FUND BALANCE	-	
5-1281-270-00-000-000-0-000	GRANTS LVL 1-BUDGETED FUND BALANCE	-	-
5-1282-258-00-000-000-0-000	GRANTS LVL 2-UNASSIGNED FUND BALANCE	-	
5-1282-270-00-000-000-0-000	GRANTS LVL 2-BUDGETED FUND BALANCE	(145,785.00)	(145,785.00)
5-1283-258-00-000-000-0-000	GRANTS LVL 3-UNASSIGNED FUND BALANCE	-	
5-1283-270-00-000-000-0-000	GRANTS LVL 3-BUDGETED FUND BALANCE	-	-
5-1284-258-00-000-000-0-000	GRANTS LVL 4-UNASSIGNED FUND BALANCE	-	
5-1284-270-00-000-000-0-000	GRANTS LVL 4-BUDGETED FUND BALANCE	-	-
5-1285-258-00-000-000-0-000	GRANTS LVL 5-UNASSIGNED FUND BALANCE	72,381.19	
5-1285-270-00-000-000-0-000	GRANTS LVL 5-BUDGETED FUND BALANCE	(14,108.79)	58,272.40
5-1286-258-00-000-000-0-000	GRANTS LVL 6-UNASSIGNED FUND BALANCE	-	
5-1286-270-00-000-000-0-000	GRANTS LVL 6-BUDGETED FUND BALANCE	(2,516.00)	(2,516.00)
5-1287-258-00-000-000-0-000	GRANTS LVL 7-UNASSIGNED FUND BALANCE	-	
5-1287-270-00-000-000-0-000	GRANTS LVL 7-BUDGETED FUND BALANCE	-	-
5-1288-258-00-000-000-0-000	URBAN COUNTY-UNASSIGNED FUND BALANCE	68,360.34	
5-1288-270-00-000-000-0-000	URBAN COUNTY-BUDGETED FUND BALANCE	-	68,360.34
5-1289-258-00-000-000-0-000	GRANTS LVL 9-UNASSIGNED FUND BALANCE	-	
5-1289-270-00-000-000-0-000	GRANTS LVL 9-BUDGETED FUND BALANCE	-	-
5-1291-258-00-000-000-0-000	HIDTA-UNASSIGNED FUND BALANCE	-	
5-1291-270-00-000-000-0-000	HIDTA-BUDGETED FUND BALANCE	-	-
5-1292-258-00-000-000-0-000	WIC PRG-UNASSIGNED FUND BALANCE	-	
5-1292-270-00-000-000-0-000	WIC PRG-BUDGETED FUND BALANCE	-	-
5-1293-258-00-000-000-0-000	HEALTH GRANTS-UNASSIGNED FUND BALANC	(1,501,783.09)	
5-1293-270-00-000-000-0-000	HEALTH GRANTS-BUDGETED FUND BALANCE	93,284.00	(1,408,499.09)
5-1294-258-00-000-000-0-000	JUV PROB-UNASSIGNED FUND BALANCE	(4,843.80)	
5-1294-270-00-000-000-0-000	JUV PROB-BUDGETED FUND BALANCE	4,843.80	-
5-1295-258-00-000-000-0-000	JUV BOOT CAMP-UNASSIGNED FUND BALANC	(470,955.90)	
5-1295-270-00-000-000-0-000	JUV BOOT CAMP-BUDGETED FUND BALANCE	140,955.90	(330,000.00)
5-1296-258-00-000-000-0-000	IV-E FED FOSTER CARE-UNASSIGNED FUND B.	(142,196.39)	
5-1296-270-00-000-000-0-000	IV-E FED FOSTER CARE-BUDGETED FUND BAL	-	(142,196.39)
5-1297-258-00-000-000-0-000	ADULT PROB-UNASSIGNED FUND BALANCE	(1,237,765.24)	
5-1297-270-00-000-000-0-000	ADULT PROB-BUDGETED FUND BALANCE	-	(1,237,765.24)
5-1301-258-00-000-000-0-000	CAPITAL OUTLAY-UNASSIGNED FUND BALANC	(53.55)	
5-1301-270-00-000-000-0-000	CAPITAL OUTLAY-BUDGETED FUND BALANCE	-	(53.55)
5-1302-258-00-000-000-0-000	TAX NOTE 2007-UNASSIGNED FUND BALANCE	(941,180.31)	
5-1302-270-00-000-000-0-000	TAX NOTE 2007-BUDGETED FUND BALANCE	940,240.37	(939.94)
5-1303-258-00-000-000-0-000	SALE OF CO ASSETS-UNASSIGNED FUND BAL	(3,441,987.66)	
5-1303-270-00-000-000-0-000	SALE OF CO ASSETS-BUDGETED FUND BALAN	3,002,310.54	(439,677.12)
5-1304-258-00-000-000-0-000	TAX NOTE 2014-UNASSIGNED FUND BALANCE	(6,000,234.30)	
5-1304-270-00-000-000-0-000	TAX NOTE 2014-BUDGETED FUND BALANCE	6,000,000.00	(234.30)
5-1312-258-00-000-000-0-000	BCAP 3-UNASSIGNED FUND BALANCE	-	
5-1312-270-00-000-000-0-000	BCAP 3-BUDGETED FUND BALANCE	-	-
5-1315-258-00-000-000-0-000	TXDOT PRJ-UNASSIGNED FUND BALANCE	1,695,177.31	
5-1315-270-00-000-000-0-000	TXDOT PRJ-BUDGETED FUND BALANCE	(2,057,180.98)	(362,003.67)
5-1330-258-00-000-000-0-000	CO 2000-UNASSIGNED FUND BALANCE	(60,715.44)	
5-1330-270-00-000-000-0-000	CO 2000-BUDGETED FUND BALANCE	23,838.63	(36,876.81)
5-1331-258-00-000-000-0-000	CO 2001-UNASSIGNED FUND BALANCE	(52,060.63)	
5-1331-270-00-000-000-0-000	CO 2001-BUDGETED FUND BALANCE	37,028.67	(15,031.96)
5-1332-258-00-000-000-0-000	CO 2002-UNASSIGNED FUND BALANCE	-	
5-1332-270-00-000-000-0-000	CO 2002-BUDGETED FUND BALANCE	-	-
5-1334-258-00-000-000-0-000	CO 2004-UNASSIGNED FUND BALANCE	-	
5-1334-270-00-000-000-0-000	CO 2004-BUDGETED FUND BALANCE	-	-
5-1336-258-00-000-000-0-000	CO 2006-UNASSIGNED FUND BALANCE	(276.75)	
5-1336-270-00-000-000-0-000	CO 2006-BUDGETED FUND BALANCE	-	(276.75)

COUNTY OF HIDALGO, TEXAS
 SCHEDULE OF UNRESERVED UNBUDGETED FUND BALANCES
 As of February 3, 2016

Account Number	Account Description	Amount	Available for Appropriation
5-1339-258-00-000-000-0-000	CO 2009-UNASSIGNED FUND BALANCE	(1,020,679.20)	
5-1339-270-00-000-000-0-000	CO 2009-BUDGETED FUND BALANCE	1,020,679.20	-
5-1341-258-00-000-000-0-000	CO 2009B&C-UNASSIGNED FUND BALANCE	(762,739.57)	
5-1341-270-00-000-000-0-000	CO 2009B&C-BUDGETED FUND BALANCE	761,302.62	(1,436.95)
5-1342-258-00-000-000-0-000	CO 2010A&B-UNASSIGNED FUND BALANCE	(2,619,808.29)	
5-1342-270-00-000-000-0-000	CO 2010A&B-BUDGETED FUND BALANCE	2,614,894.04	(4,914.25)
5-1345-258-00-000-000-0-000	CO 2014-UNASSIGNED FUND BALANCE	(21,879,410.50)	
5-1345-270-00-000-000-0-000	CO 2014-BUDGETED FUND BALANCE	21,117,100.78	(762,309.72)
5-1347-258-00-000-000-0-000	CO 2015A-UNASSIGNED FUND BALANCE	-	
5-1347-270-00-000-000-0-000	CO 2015A-BUDGETED FUND BALANCE	-	-
5-1401-258-00-000-000-0-000	NOTES PAYABLE-UNASSIGNED FUND BALANC	(13,302.15)	
5-1401-270-00-000-000-0-000	NOTES PAYABLE-BUDGETED FUND BALANCE	1,252.17	(12,049.98)
5-1432-258-00-000-000-0-000	CO 2002-UNASSIGNED FUND BALANCE	(66,737.40)	
5-1432-270-00-000-000-0-000	CO 2002-BUDGETED FUND BALANCE	66,737.40	-
5-1434-258-00-000-000-0-000	CO 2004-UNASSIGNED FUND BALANCE	(170,296.69)	
5-1434-270-00-000-000-0-000	CO 2004-BUDGETED FUND BALANCE	170,296.69	-
5-1435-258-00-000-000-0-000	REF BONDS 2005-UNASSIGNED FUND BALANC	(1,137,779.52)	
5-1435-270-00-000-000-0-000	REF BONDS 2005-BUDGETED FUND BALANCE	1,116,569.94	(21,209.58)
5-1436-258-00-000-000-0-000	CO 2006-UNASSIGNED FUND BALANCE	(836,471.02)	
5-1436-270-00-000-000-0-000	CO 2006-BUDGETED FUND BALANCE	212,508.53	(623,962.49)
5-1438-258-00-000-000-0-000	REF BONDS 2007-UNASSIGNED FUND BALANC	(590,791.32)	
5-1438-270-00-000-000-0-000	REF BONDS 2007-BUDGETED FUND BALANCE	225,014.58	(365,776.74)
5-1439-258-00-000-000-0-000	CO 2009-UNASSIGNED FUND BALANCE	(538,094.20)	
5-1439-270-00-000-000-0-000	CO 2009-BUDGETED FUND BALANCE	233,802.45	(304,291.75)
5-1440-258-00-000-000-0-000	REF BONDS 2009A-UNASSIGNED FUND BALAN	(32,273.51)	
5-1440-270-00-000-000-0-000	REF BONDS 2009A-BUDGETED FUND BALANCE	1,539.00	(30,734.51)
5-1441-258-00-000-000-0-000	CO 2009B&C-UNASSIGNED FUND BALANCE	(572,149.08)	
5-1441-270-00-000-000-0-000	CO 2009B&C-BUDGETED FUND BALANCE	166,452.68	(405,696.40)
5-1442-258-00-000-000-0-000	CO 2010A&B-UNASSIGNED FUND BALANCE	(1,397,021.43)	
5-1442-270-00-000-000-0-000	CO 2010A&B-BUDGETED FUND BALANCE	441,118.21	(955,903.22)
5-1443-258-00-000-000-0-000	REF BONDS 2014A-UNASSIGNED FUND BALAN	(21,684.37)	
5-1443-270-00-000-000-0-000	REF BONDS 2014A-BUDGETED FUND BALANCE	(34,731.69)	(56,416.06)
5-1444-258-00-000-000-0-000	REF BONDS 2014B-UNASSIGNED FUND BALAN	(55,010.66)	
5-1444-270-00-000-000-0-000	REF BONDS 2014B-BUDGETED FUND BALANCE	(263,696.82)	(318,707.48)
5-1445-258-00-000-000-0-000	CO 2014-UNASSIGNED FUND BALANCE	-	
5-1445-270-00-000-000-0-000	CO 2014-BUDGETED FUND BALANCE	-	-
5-1446-258-00-000-000-0-000	REF BONDS 2014C-UNASSIGNED FUND BALAN	-	
5-1446-270-00-000-000-0-000	REF BONDS 2014C-BUDGETED FUND BALANCE	-	-
5-1447-258-00-000-000-0-000	CO 2015A-UNASSIGNED FUND BALANCE	-	
5-1447-270-00-000-000-0-000	CO 2015A-BUDGETED FUND BALANCE	-	-
5-1448-258-00-000-000-0-000	REF BONDS 2015B-UNASSIGNED FUND BALAN	-	
5-1448-270-00-000-000-0-000	REF BONDS 2015B-BUDGETED FUND BALANCE	-	-
5-1449-258-00-000-000-0-000	REF BONDS 2015C-UNASSIGNED FUND BALAN	-	
5-1449-270-00-000-000-0-000	REF BONDS 2015B-BUDGETED FUND BALANCE	-	2,922,087.12
5-2101-258-00-000-000-0-000	LANDFILL-NET POSITION-UNRESTRICTED	812,177.62	
5-2101-270-00-000-000-0-000	LANDFILL-BUDGETED NET POSITION	-	-
5-2102-258-00-000-000-0-000	JAIL COMMISSARY-NET POSITION-UNRESTRIC	(82,766.52)	
5-2102-270-00-000-000-0-000	JAIL COMMISSARY-BUDGETED NET POSITION	47,885.83	-
5-2201-258-00-000-000-0-000	HEALTH BENEFITS-NET POSITION-UNRESTRIC	4,814,932.76	
5-2201-270-00-000-000-0-000	HEALTH BENEFITS-BUDGETED NET POSITION	14,863.83	-
5-2202-258-00-000-000-0-000	WORKERS COMP-NET POSITION-UNRESTRIC	(2,459,215.65)	
5-2202-270-00-000-000-0-000	WORKERS COMP-BUDGETED NET POSITION	1,817.37	-
5-3301-258-00-000-000-0-000	UNCLAIMED MONEY-UNASSIGNED FUND BALA	(86,190.94)	
5-3301-270-00-000-000-0-000	UNCLAIMED MONEY-BUDGETED FUND BALANC	-	-
5-3302-258-00-000-000-0-000	UNCLAIMED MONEY CC-UNASSIGNED FUND B,	(141,417.18)	
5-3302-270-00-000-000-0-000	UNCLAIMED MONEY CC-BUDGETED FUND BAL	-	-
5-3303-258-00-000-000-0-000	UNCLAIMED MONEY DC-UNASSIGNED FUND B,	-	
5-3303-270-00-000-000-0-000	UNCLAIMED MONEY DC-BUDGETED FUND BAL	-	-
5-3304-258-00-000-000-0-000	BAIL BOND SURETIES-UNASSIGNED FUND BAL	-	
5-3304-270-00-000-000-0-000	BAIL BOND SURETIES-BUDGETED FUND BALAN	-	-
5-3401-258-00-000-000-0-000	CLEARING FUND-UNASSIGNED FUND BALANCE	-	
5-3401-270-00-000-000-0-000	CLEARING FUND-BUDGETED FUND BALANCE	-	-
5-3402-258-00-000-000-0-000	PAYROLL FUND-UNASSIGNED FUND BALANCE	-	
5-3402-270-00-000-000-0-000	PAYROLL FUND-BUDGETED FUND BALANCE	-	-
5-3403-258-00-000-000-0-000	GROUP INS FUND-UNASSIGNED FUND BALANC	-	
5-3403-270-00-000-000-0-000	GROUP INS FUND-BUDGETED FUND BALANCE	-	-
5-8000-258-00-000-000-0-000	GEN CAPITAL ASSETS-UNASSIGNED FUND BAL	-	
5-8000-270-00-000-000-0-000	GEN CAPITAL ASSETS-BUDGETED FUND BALA	-	-
5-9000-258-00-000-000-0-000	GLTD-UNASSIGNED FUND BALANCE	-	
5-9000-270-00-000-000-0-000	GLTD-BUDGETED FUND BALANCE	-	-

D. Schedule of Reserved Fund Balances - All Funds

COUNTY OF HIDALGO, TEXAS
Schedule of Reserved Fund Balances
As of February 3, 2016

Account Number	Account Description	Amount
5-1100-251-00-000-001-0-000	GEN FD-NONSPENDABLE F/B-POSTAGE	(119,781.42)
5-1100-251-00-000-002-0-000	GEN FD-NONSPENDABLE F/B-INVENTORY	(679,721.29)
5-1100-252-00-000-001-0-000	GEN FD-NONSPENDABLE F/B-RMA LOAN	(164,518.94)
5-1100-252-00-067-000-0-000	GEN FD-NONSPENDABLE F/B-ADV JP 4-1	(50.00)
5-1100-252-00-090-001-0-000	GEN FD-NONSPENDABLE F/B-ADV DISTRICT CLK	(250.00)
5-1100-252-00-090-002-0-000	GEN FD-NONSPENDABLE F/B-ADV JURY SCRIPT	(50,000.00)
5-1100-252-00-100-000-0-000	GEN FD-NONSPENDABLE F/B-ADV LAW LIBRARY	(300.00)
5-1100-252-00-121-000-0-000	GEN FD-NONSPENDABLE F/B-ADV PCT1 PARK	(100.00)
5-1100-252-00-121-001-0-000	GEN FD-NONSPENDABLE F/B-ADV PCT1 CHNG FD	(100.00)
5-1100-252-00-122-000-0-000	GEN FD-NONSPENDABLE F/B-ADV PCT2 CHNG FD	(100.00)
5-1100-252-00-123-000-0-000	GEN FD-NONSPENDABLE F/B-ADV PCT3 PARK	(50.00)
5-1100-252-00-123-001-0-000	GEN FD-NONSPENDABLE F/B-ADV PCT3 CHNG FD	(100.00)
5-1100-252-00-124-000-0-000	GEN FD-NONSPENDABLE F/B-ADV PCT4 CHNG FD	(100.00)
5-1100-252-00-130-000-0-000	GEN FD-NONSPENDABLE F/B-ADV ELECTIONS	(50.00)
5-1100-252-00-140-000-0-000	GEN FD-NONSPENDABLE F/B-ADV TAX OFFICE	(42,800.00)
5-1100-252-00-150-000-0-000	GEN FD-NONSPENDABLE F/B-ADV TREASURER	(50.00)
5-1100-252-00-180-000-0-000	GEN FD-NONSPENDABLE F/B-ADV COUNTY CLERK	(1,200.00)
5-1100-252-00-210-000-0-000	GEN FD-NONSPENDABLE F/B-ADV PLANNING DPT	(525.00)
5-1100-252-00-280-000-0-000	GEN FD-NONSPENDABLE F/B-ADV SHERIFF	(150.00)
5-1100-252-00-300-000-0-000	GEN FD-NONSPENDABLE F/B-ADV FIRE MARSHAL	(150.00)
5-1100-252-00-340-000-0-000	GEN FD-NONSPENDABLE F/B-ADV HEALTH DEPT	(250.00)
5-1100-255-02-000-001-0-000	GEN FD-RESTRICTED F/B-GRAND JURY	(128,044.18)
5-1100-255-02-000-002-0-000	GEN FD-RESTRICTED F/B-ECONOMIC DEVELOP	(293,056.27)
5-1100-255-02-000-004-0-000	GEN FD-RESTRICTED F/B-CC RECORDS ARCHIVE	(889,710.63)
5-1100-255-02-000-006-0-000	GEN FD-RESTRICTED F/B-ELECTIONS CONTRACT	(3,135.45)
5-1100-255-02-000-008-0-000	GEN FD-RESTRICTED F/B-BAIL BOND BOARD	(163,145.19)
5-1100-255-02-000-010-0-000	GEN FD-RESTRICTED F/B-FAMILY PROTECT FEE	(399,542.68)
5-1100-255-02-000-011-0-000	GEN FD-RESTRICTED F/B-DRUG COURT CST	(183,311.26)
5-1100-255-02-000-012-0-000	GEN FD-RESTRICTED F/B-DC RECORDS ARCHIVE	(323,287.35)
5-1100-255-02-000-015-0-000	GEN FD-RESTRICTED F/B-SCOFFLAW	(137,583.96)
5-1100-257-00-000-003-0-000	GEN FD-ASSIGNED F/B-1115 WAIVER	(2,436,693.86)
5-1100-257-00-000-006-0-000	GEN FD-ASSIGNED F/B-NEW COURTHOUSE	(4,000,000.00)
5-1227-252-03-000-426-0-000	SHERIFF CCP59-NONSPENDABLE F/B-ADVANCE	(10,000.00)
5-1297-252-00-320-000-0-000	ADULT PROB-NONSPENDABLE F/B-ADV ADLT PRB	(400.00)
5-2202-252-03-000-480-0-000	WORKERS COMP-NONSPENDABL F/B-ADV TRISTAR	(150,000.00)

E. Hidalgo County Indigent Health Care Fund Report

County Indigent Health Care Program
 Activity Report Form 105
 As of February 3, 2016
 Fiscal Year 2016: September 1, 2015 thru August 31, 2016

	September 2015	October 2015	November 2015	December 2015	January 2016	February 2016	March 2016	April 2016	May 2016	June 2016	July 2016	August 2016	Totals
Physician Services	129,375.88	102,084.29	71,938.58	84,509.66	-	-	-	-	-	-	-	-	397,908.41
Prescription Drugs	104,449.04	94,212.93	96,109.43	83,061.25	-	-	-	-	-	-	-	-	387,832.65
Hospital Inpatient Services	196,856.81	238,325.17	215,856.52	182,756.78	-	-	-	-	-	-	-	-	843,795.28
Hospital Outpatient Services	231,591.88	262,376.13	247,181.60	165,485.04	-	-	-	-	-	-	-	-	906,634.65
Laboratory / X-Ray Services	70,904.56	64,778.77	51,344.39	49,663.19	-	-	-	-	-	-	-	-	236,690.91
Skilled Nursing Facility Services	-	84.11	-	-	-	-	-	-	-	-	-	-	84.11
Family Planning Services	-	-	-	-	-	-	-	-	-	-	-	-	-
Rural Health Clinic Services	-	-	-	-	-	-	-	-	-	-	-	-	-
State Hospital Contracts	-	-	-	-	-	-	-	-	-	-	-	-	-
Optional Services	16,844.65	17,799.97	12,607.25	12,067.82	-	-	-	-	-	-	-	-	59,419.79
SUB-TOTAL:	750,122.82	779,661.37	695,037.77	607,543.84	-	-	-	-	-	-	-	-	2,832,365.80
LESS: Miscellaneous	-	-	-	-	-	-	-	-	-	-	-	-	-
Provider Reimbursements Hfd. Co.	-	-	-	-	-	-	-	-	-	-	-	-	-
Provider Reimbursements HCCS	(8,890.95)	(4,489.44)	(3,463.37)	(363.72)	-	-	-	-	-	-	-	-	(17,207.48)
Provider Reimbursements HCCS- Hospital Credit	(2,229.34)	-	-	(27,889.10)	-	-	-	-	-	-	-	-	(30,118.44)
LESS: Voids not Reissued	(11,120.29)	(4,489.44)	(3,463.37)	(28,252.82)	-	-	-	-	-	-	-	-	(47,325.92)
TOTAL:	\$ 739,002.53	\$ 775,171.93	\$ 691,574.40	\$ 579,291.02	\$ -	\$ -	\$ -	\$ -	\$ -	\$ -	\$ -	\$ -	\$ 2,785,039.88

VALUATION PERFORMED BY COUNTY
 PAYMENTS MADE BY
 HIDALGO COUNTY CLINICAL SERVICES

AGRTL FOR FISCAL YEAR 2015 \$ -
 6% AGRTL \$ -
 8% AGRTL \$ -

Payment Date	Amount
January 5, 2016	147,708.40
January 12, 2016	205,937.72
January 19, 2016	46,695.57
January 26, 2016	269,634.82
February 2, 2016	188,126.22
	<u>\$ 858,102.82</u>

Program	CC Date	Intergovernmental Transfers (IGT)	
		Uncompensated Care (UC) Amount	Reform Incentive Payment (DSRIP)
Total			

¹These are reimbursements from participating vendors for services provided to Hidalgo County citizens who qualify for indigent help.
²These reimbursements are credits for services provided by hospitals participating in the 1115 Waiver Program.

County Indigent Health Care Program
 Activity Report Form 105
 2014 Fiscal Year
 Fiscal Year 2014: September 1, 2013 thru August 31, 2014

	September 2013	October 2013	November 2013	December 2013	January 2014	February 2014	March 2014	April 2014	May 2014	June 2014	July 2014	August 2014	Totals
Physician Services	190,775.96	239,827.91	196,529.43	109,171.24	162,224.81	160,208.66	114,802.36	135,776.32	103,867.00	119,146.95	154,297.74	102,466.61	1,789,094.99
Prescription Drugs	84,668.11	63,347.68	95,084.29	78,976.62	92,360.14	77,548.92	70,278.72	87,394.23	72,001.46	79,263.02	87,430.47	75,399.38	963,763.04
Hospital, Inpatient Services	417,224.14	424,134.82	270,965.40	272,287.93	259,061.04	213,039.54	220,080.27	308,587.19	186,358.97	245,735.88	147,031.76	181,724.86	3,147,251.80
Hospital, Outpatient Services	324,166.35	315,465.05	238,580.07	303,387.69	284,698.05	214,656.61	200,745.13	302,662.25	239,730.13	181,930.45	139,697.73	196,265.15	2,941,780.66
Laboratory / X-Ray Services	112,512.33	138,386.71	114,297.39	69,634.18	94,843.94	87,606.51	72,532.80	80,778.73	75,328.69	79,561.34	88,643.92	57,253.56	1,071,380.10
Skilled Nursing Facility Services	-	-	-	-	-	-	-	-	-	-	-	-	-
Family Planning Services	-	-	-	-	-	-	-	-	-	-	-	-	-
Rural Health Clinic Services	-	-	-	-	-	-	-	-	-	-	-	-	-
State Hospital Contracts	-	-	-	-	-	-	-	-	-	-	-	-	-
Optional Services	26,751.03	39,339.29	19,826.96	23,934.58	25,395.69	22,392.79	24,528.60	27,859.70	22,840.55	23,582.20	21,119.94	25,946.34	303,517.67
SUB-TOTAL:	1,156,097.92	1,220,501.46	935,293.54	857,392.24	918,583.67	775,655.03	702,347.88	943,058.42	700,166.80	730,219.84	638,415.56	639,055.90	10,216,788.26
LESS: Miscellaneous	-	-	-	-	-	-	-	-	-	-	-	-	-
Provider Reimbursements Hld. Co.	-	-	-	-	-	-	-	-	-	-	-	-	-
Provider Reimbursements HCCS	(5,760.15)	(19,161.30)	(2,160.70)	(9,162.18)	(10,477.60)	(2,487.84)	(2,813.35)	(5,463.09)	(1,964.50)	(1,691.16)	(7,155.20)	(3,007.51)	(71,284.58)
Provider Reimbursements HCCS- Hospital Credits	(7,815.18)	(25,973.86)	(5,530.53)	-	(21,979.62)	(7,835.42)	(1,288.45)	(2,974.66)	(5,067.51)	(722.64)	-	-	(79,187.87)
LESS: Voids not Reissued	(13,575.33)	(45,135.16)	(7,691.23)	(9,162.18)	(32,457.22)	(10,303.26)	(4,101.80)	(8,437.75)	(7,032.01)	(2,413.80)	(7,155.20)	(3,007.51)	(150,472.45)
TOTAL:	\$ 1,142,522.59	\$ 1,175,366.30	\$ 927,602.31	\$ 848,230.06	\$ 886,126.45	\$ 765,351.77	\$ 698,246.08	\$ 934,620.67	\$ 693,134.79	\$ 727,806.04	\$ 631,260.36	\$ 636,048.39	\$ 10,066,315.81

AGRTL FOR FISCAL YEAR 2014 \$ 159,808,918.00
 6% AGRTL \$ 9,588,535.08
 8% AGRTL \$ 12,784,713.44

VALUATION PERFORMED BY COUNTY
 PAYMENTS MADE BY
 HIDALGO COUNTY CLINICAL SERVICES

\$


Program	CC Date	Uncompensated Care (UC) Amount	Intergovernmental Transfers (IGT)	Reform Incentive Payment (DSRP)
1115 Waiver Program	05/27/14	0,000,000.00	-	-
Total		0,000,000.00	-	-

¹These are reimbursements from participating vendors for services provided to Hidalgo County citizens who qualify for indigent help.
²These reimbursements are credits for services provided by hospitals participating in the 1115 Waiver Program.

Hidalgo County, Texas

Monthly Financial Report
(Unaudited and Unadjusted)
(Excluding Related Agencies & Component Unit)

November 30, 2015



Prepared by the Office of the County Auditor
Raymundo Eufrazio, C.P.A.

Hidalgo County, Texas

Monthly Financial Report (Unaudited and Unadjusted) November 30, 2015

Table of Contents

County Auditor's Letter of Transmittal	<i>i</i>
Section 1 - Financial Statements	
Consolidated Balance Sheet - All Fund Types and Account Groups.....	1
Statement of Revenues, Expenditures and Changes in Fund Balances - Governmental Funds.....	2
Section 2 - Other Supplementary Information	
Schedule of Cash Receipts and Disbursements.....	3
Schedule of Interfund Transfers.....	5
Schedule of Long-Term Debt Outstanding.....	6
Schedule of Debt Requirements.....	6
Section 3 - Budget Status	
Summary of Revenues and Expenditures - Budget to Actual - By Fund.....	7
Statement of Revenues, Expenditures and Changes in Fund Balances - Budget to Actual - General Fund.....	9
Budget Status by Department - General Fund.....	10
Budget Status by Project - Capital Outlay Fund.....	13
Budget Status by Project - Tax Notes, Series 2007.....	14
Budget Status by Project - Sale of Capital Assets funded by C.O.	15
Budget Status by Project - Tax Notes, Series 2014.	17
Budget Status by Project - TXDOT Projects Fund.....	18
Budget Status by Project - Certificates of Obligation, Series 1998.....	19
Budget Status by Project - Certificates of Obligation, Series 2000.....	20
Budget Status by Project - Certificates of Obligation, Series 2001.....	21
Budget Status by Project - Certificates of Obligation, Series 2002.....	23
Budget Status by Project - Certificates of Obligation, Series 2004.....	24
Budget Status by Project - Certificates of Obligation, Series 2006.....	25
Budget Status by Project - Certificates of Obligation, Series 2009.....	26
Budget Status by Project - Certificates of Obligation, Series 2009B&C.....	28
Budget Status by Project - Certificates of Obligation, Series 2010A&B.....	29
Budget Status by Project - Certificates of Obligation, Series 2014.....	31
Budget Status by Project - Certificates of Obligation, Series 2015A.....	32
Project Summary - Precinct 1-Roads.....	33
Project Summary - Precinct 2-Roads.....	34
Project Summary - Precinct 3-Roads.....	35
Project Summary - Precinct 4-Roads.....	36
Project Summary - Transfers Out-Capital Outlay.....	37
Project Summary - Transfers Out-TXDOT Projects.....	38

COUNTY *of* HIDALGO



HIDALGO COUNTY AUDITOR'S OFFICE
Hidalgo County Administration Building
2808 South Business Highway 281
Edinburg, Texas 78539-6243
PHONE: (956) 318-2511
FAX: (956) 318-2577
WEBSITE: www.co.hidalgo.tx.us/auditor

EDINBURG, TEXAS 78539

February 3, 2016

The Honorable District Judges of Hidalgo County and the Honorable Members of the Hidalgo County Commissioners Court:

The unaudited and unadjusted Monthly Financial Report of Hidalgo County, Texas, for the month ended November 30, 2015 is hereby submitted as required by Sections 114.023-.025 of the Local Government Code. This report was prepared by the County Auditor's staff and is intended for informational purposes only. This report does not contain financial information for the County's related agencies (Community Service Agency, Head Start Program, and Urban County), component unit (Drainage District No. 1), or the various officials trust and agency funds. Financial information for the County's related agencies and component unit is compiled annually by the independent auditors for inclusion in the County's Comprehensive Annual Financial Report.

The Monthly Financial Report is presented in three sections: Financial Statements, Other Supplementary Information and Budget Status. The Financial Statement section contains a Consolidated Balance Sheet for all fund types and account groups and a Statement of Revenues, Expenditures and Changes in Fund Balances for governmental fund types. The Other Supplementary Information section contains information on receipts and disbursements, interfund transfers and long-term debt outstanding. The Budget Status section contains budget to actual comparisons by fund type for governmental funds, and general fund expenditures and transfers out budget to actual comparison by department.

Should you have any questions concerning this report, please do not hesitate to contact the County Auditor's Office at (956) 318-2511 extension 4669.

Respectfully submitted,


Raymundo Eufrazio, C.P.A.
County Auditor

HIDALGO COUNTY DISTRICT JUDGES

LUIS M. SINGLETERRY
JUDGE, 92ND D.C.

RODOLFO DELGADO
JUDGE, 93RD D.C.

J. R. 'BOBBY' FLORES
JUDGE, 139TH D.C.

ROSE GUERRA REYNA
JUDGE, 206TH D.C.

JUAN R. PARTIDA
JUDGE, 275TH D.C.

MARIO E. RAMIREZ, JR.
JUDGE, 332ND D.C.

NOE GONZALEZ
JUDGE, 370TH D.C.
OVERSEER

LETICIA LOPEZ
JUDGE, 389TH D.C.

AIDA SALINAS FLORES
JUDGE, 398TH D.C.

ISRAEL RAMON, JR.
JUDGE, 430TH D.C.

JESSE CONTRERAS
JUDGE, 449TH D.C.

Financial Statements

County of Hidalgo, Texas
Consolidated Balance Sheet
All Fund Types and Account Groups
November 30, 2015

	Governmental Fund Types				Proprietary Fund Types			Fund Types			Account Groups		Totals
	General	Special Revenue	Capital Projects	Debt Service	Enterprise	Internal Service	Trust & Agency	Capital Assets	General Long-Term Debt	(Memo Only)	November 30, 2015		
ASSETS AND OTHER DEBITS													
Assets:													
Cash	11,728,872	18,610,807	895,883	7,438	993,123	979,095	5,140,999	-	-	-	38,366,217		
Investments	73,956,590	27,100,000	30,970,000	3,786,000	-	-	1,986,961	-	-	-	137,799,551		
Receivables (net of allowance for uncollectibles)	11,116,308	37,251	20,539	1,274,495	-	1,935	-	-	-	-	12,450,528		
Due from other governments	2,562,004	4,027,100	3,340,945	-	-	1,754,616	-	-	-	-	9,930,049		
Due from other funds	-	-	9,762	174,578	-	-	-	-	-	-	1,938,956		
Due from component unit	2,176	-	-	-	-	-	-	-	-	-	2,176		
Inventories	891,206	-	-	-	-	-	-	-	-	-	891,206		
Prepaid items	2,087	969	-	-	-	-	-	-	-	-	3,056		
Advances to other funds	101,025	10,400	-	-	-	150,000	-	-	-	-	261,425		
Other assets	-	-	-	-	-	-	-	-	-	-	-		
Capital assets (net of accum depr):													
Land	-	-	-	-	1,001,093	-	4,485,371	38,245,349	-	-	43,731,813		
Infrastructure	-	-	-	-	-	-	-	433,308,219	-	-	433,308,219		
Buildings	-	-	-	-	-	-	-	151,198,487	-	-	151,198,487		
Improvements other than buildings	-	-	-	-	-	-	-	17,630,124	-	-	17,630,124		
Machinery and equipment	-	-	-	-	-	44,674	-	95,980,799	-	-	96,025,472		
Construction in progress	-	-	-	-	-	-	-	2,796,133	-	-	2,796,133		
Amount available for retirement of long-term debt	-	-	-	-	-	-	-	-	3,987,016	-	3,987,016		
Amount to be provided for retirement of long-term debt	-	-	-	-	-	-	-	173,724,680	-	-	173,724,680		
Total assets	100,360,268	49,786,527	35,237,129	5,242,511	1,994,216	2,930,320	11,613,330	739,159,110	177,711,696	-	1,124,035,107		
LIABILITIES, EQUITY AND OTHER CREDITS													
Liabilities:													
Bank overdraft	-	-	-	-	-	-	-	-	-	-	-		
Accounts payable	1,302,186	12,048	13,698	-	1,388	-	2,018,353	-	-	-	3,347,673		
Vouchers payable	-	-	-	-	-	-	-	-	-	-	-		
Claims and judgments	-	-	-	-	-	3,439,000	1,140,306	-	-	-	4,579,306		
Retainage payable	-	250	513,943	-	-	-	-	-	-	-	514,193		
Arbitrage payable	-	-	-	-	-	-	-	-	-	-	-		
Due to other funds	5,096,245	1,920,031	-	-	-	-	1,754,729	-	-	-	8,771,005		
Due to other governments	698,730	494,282	-	-	-	-	-	-	-	-	1,193,011		
Due to component unit	4,449	439,519	882,784	-	-	-	-	-	-	-	1,326,752		
Held in escrow	1,526,816	3,805	-	-	-	-	6,472,334	-	-	-	8,002,954		
Unearned revenues	106,000	8,157,272	-	-	-	872	-	-	-	-	8,263,272		
Unavailable revenues	13,796,476	496,086	2,519,233	1,255,495	-	-	-	-	-	-	18,068,162		
Undistributed receipts	13,375,365	-	-	-	-	-	-	-	-	-	13,375,365		
Capital lease payable	-	-	-	-	-	14,083	-	-	-	-	14,083		
General oblig bonds payable	-	-	-	-	-	-	-	172,950,000	-	-	172,950,000		
Notes payable	-	-	-	-	-	-	-	4,761,696	-	-	4,761,696		
Closure and post-closure costs	-	-	-	-	1,634,386	-	-	-	-	-	1,634,386		
Total liabilities	35,906,266	11,523,292	3,929,658	1,255,495	1,635,773	3,453,956	11,385,722	177,711,696	-	-	246,801,858		
Equity and other credits:													
Net investment in capital assets	-	-	-	-	1,001,093	30,590	-	739,159,110	-	-	740,190,794		
Unrestricted	-	-	-	-	(709,552)	(704,226)	-	-	-	-	(1,413,778)		
Nonspendable	1,060,347	10,400	-	-	-	150,000	-	-	-	-	1,220,747		
Restricted	2,519,944	38,252,835	-	-	66,902	-	-	-	-	-	40,839,680		
Committed	-	-	-	3,987,016	-	-	-	-	-	-	3,987,016		
Assigned	6,436,694	-	31,307,471	-	-	-	-	-	-	-	37,744,165		
Unassigned	54,437,018	-	-	-	-	-	227,608	-	-	-	54,664,626		
Total equity and other credits	64,454,003	38,263,235	31,307,471	3,987,016	358,443	(623,636)	227,608	739,159,110	177,711,696	-	877,233,249		
Total liabilities, equity and other credits	100,360,268	49,786,527	35,237,129	5,242,511	1,994,216	2,930,320	11,613,330	739,159,110	177,711,696	-	1,124,035,107		

This statement was prepared primarily on the cash basis of accounting.

County of Hidalgo, Texas
Statement of Revenues, Expenditures and Changes in Fund Balance
Governmental Funds
For the Eleventh Month Ended November 30, 2015

	General	Special Revenue	Capital Projects	Debt Service	Total Governmental Funds
Revenues					
Taxes	151,219,001	14,866	-	17,548,970	168,782,836
Licenses and permits	1,425,531	5,377,585	-	-	6,803,116
Intergovernmental revenues	9,302,068	27,630,362	293,587	476,098	37,702,115
Charges for services	13,343,317	7,801,739	-	-	21,145,056
Fines & forfeitures	367,436	6,574,734	-	-	6,942,170
Special assessments	-	38,784,252	-	-	38,784,252
Interest earnings	278,305	38,428	35,364	9,491	361,589
Miscellaneous	2,020,328	186,703	17,543	1,030	2,225,605
Total revenues	177,955,986	86,408,669	346,495	18,035,589	282,746,739
Expenditures					
General government					
Judicial	28,420,881	3,588,409	379,290	-	32,388,580
Executive	2,571,574	-	29,401	-	2,600,975
Elections	1,750,735	18,588	8,599	-	1,777,922
Financial administration	22,601,381	715,706	31,695	-	23,348,782
Other	9,330,716	-	1,954,102	-	11,284,818
Public safety					
Police	25,590,890	4,321,308	3,338,708	-	33,250,906
Fire	857,150	-	35,665	-	892,815
Corrections	32,656,121	17,400,080	5,742,505	-	55,798,706
Other protection	2,059,192	-	70,106	-	2,129,298
Highways and streets	-	17,576,010	8,476,078	-	26,052,088
Sanitation	4,368,596	-	-	-	4,368,596
Drainage	-	-	-	-	-
Health and welfare	13,537,743	46,257,579	400	-	59,795,722
Culture and recreation	2,880,042	169,302	50,719	-	3,100,063
Conservation	655,172	-	22,125	-	677,296
Urban and economic development	515,652	-	-	-	515,652
Debt service					
Principal	-	-	-	14,616,011	14,616,011
Interest and fiscal agent fees	1,641	-	-	6,551,714	6,553,355
Issuance costs	-	-	230,422	591,418	821,839
Advance refunding escrow	-	-	-	283,435	283,435
Intergovernmental expenditures	-	670,704	-	-	670,704
Total expenditures	147,797,486	90,717,686	20,369,814	22,042,578	280,927,564
Excess (deficiency) of revenues over (under) expenditures	30,158,500	(4,309,018)	(20,023,319)	(4,006,989)	1,819,175
Other financing sources (uses):					
Sale of capital assets	31,504	637,866	16,399	-	685,770
General long-term debt issued	-	-	16,230,422	42,301,642	58,532,064
Long-term notes issued	-	-	-	-	-
Transfers in	-	9,493,617	-	3,510,022	13,003,638
Transfers out	(10,704,336)	(832,754)	-	(1,466,548)	(13,003,638)
Payment to refunded bond escrow agent	-	-	-	(41,782,722)	(41,782,722)
Total other financing sources (uses)	(10,672,831)	9,298,728	16,246,821	2,562,393	17,435,111
Excess (deficiency) of revenues and other financing sources over (under) expenditures and other financing uses	19,485,669	4,989,711	(3,776,498)	(1,444,595)	19,254,286
Fund balance at December 31, 2014	45,085,050	49,365,542	35,277,455	5,427,776	135,155,823
Prior period adjustments	6,946	-	-	-	6,946
Fund balance at December 31, 2014, as restated	45,091,996	49,365,542	35,277,455	5,427,776	135,162,769
Adjusting journal entries	(123,662)	(16,092,018)	(193,486)	3,835	(16,405,331)
Fund balance ended November 30, 2015	64,454,003	38,263,235	31,307,471	3,987,016	138,011,724

This statement was prepared primarily on the cash basis of accounting.

**Other Supplementary
Information**

County of Hidalgo, Texas
Schedule of Cash Receipts and Disbursements
November 30, 2015

Fund	Beginning Balance November 1, 2015	Receipts	Disbursements	Ending Balance November 30, 2015
General Fund				
1100 General Fund	91,517	65,280,280	53,642,925	11,728,872
Total General Fund	91,517	65,280,280	53,642,925	11,728,872
Special Revenue Funds				
1200 Road & Bridge County Wide	4,486,727	1,991,952	1,472,826	5,005,853
1212 Parks Precinct No. 2	-	-	-	-
1220 LEOSE	25,365	14	4,553	20,825
1221 District Attorney Motor Vehicle Theft	32	-	-	32
1222 District Attorney Bad Check Processing	49,635	6,461	7,040	49,055
1223 District Attorney Investigations H.B. 65	713,621	10,245	174,569	549,297
1224 Drug Abuse Prevention and Rehabilitation	36,809	58	-	36,866
1225 Pretrial Intervention Prgm Fund	63,552	96,068	30,032	129,589
1226 Sheriff Investigations	18,882	2	-	18,884
1227 Sheriff Investigations H.B. 65	494,518	226	2,332	492,413
1228 Sheriff Equitable Sharing - Treasury Funds	25,878	211	69,378	(43,289)
1229 Sheriff Equitable Sharing - Justice Funds	(22,015)	3,250	181,125	(199,890)
1230 Constable Pct. 3 Investigations H.B. 65	25,436	2	-	25,438
1231 Constable Pct. 4 Investigations H.B. 65	60,166	5	5,201	54,971
1232 Constable Pct. 5 Investigations H.B. 65	-	-	-	-
1233 Constable Pct. 1 Investigations H.B. 65	6,482	-	-	6,482
1234 County Child Abuse Prevention	34,391	1,177	-	35,568
1235 District Clerk Records Management & Preservation	29,191	16,828	-	46,019
1236 District Clerk Title IV-D	23,710	165	-	23,874
1237 County Clerk Records Management & Preservation	456,827	297,587	6,420	747,993
1238 County Records Management & Preservation	29,208	94,820	32,174	91,853
1239 Court Reporter Service	10,942	47,277	12,977	45,242
1240 Juvenile Delinquency Prevention	4,269	189	-	4,457
1241 Courthouse Security	104,516	75,703	66,052	114,167
1242 Justice Court Technology	10,403	31,452	209,341	(167,486)
1243 Contributions	20,269	56	433	19,893
1245 Justice Court Building Security	(56,282)	7,623	-	(48,659)
1246 Tax Assessor-Collector Special Vehicle Inventory	173,081	882,432	1,989	1,053,525
1247 Law Library	85,069	110,630	29,441	166,258
1249 County Indigent Health Care	-	-	-	-
1250 Supplemental Court Guardianship	76,315	3,547	-	79,861
1251 HIDTA Chapter 59	235,451	684,394	8,494	911,351
1252 HIDTA US Treasury	98,110	190	23,960	74,340
1253 HIDTA Other States	7,134	36	12,007	(4,837)
1254 HIDTA US Justice	34,254	21,181	5,746	49,690
1255 County & District Court Technology	33,287	5,394	-	38,681
1256 DA US Department of Justice	171,799	16	17,315	154,500
1257 Constable Pct. 3 Treasury	14,879	1	-	14,881
1258 Local Provider Participation	9,367,056	2,874,267	-	12,241,323
1259 Constable Pct. 4 Federal Sharing - Treasury	6,931	-	2,220	4,711
1260 Constable Pct. 2 Chapter 59	4,550	-	-	4,550
1261 Constable Pct. 4 Federal Sharing - DOJ	21,233	2	-	21,235
1280 Designated Purpose Grants - Level 0	552,564	83	-	552,646
1281 Designated Purpose Grants - Level 1	(56,953)	47,613	21,986	(31,325)
1282 Designated Purpose Grants - Level 2	(54,049)	35,279	5,046	(23,815)
1283 Designated Purpose Grants - Level 3	192,672	8,901	3,073	198,499
1284 Designated Purpose Grants - Level 4	(807,330)	570,346	209,965	(446,949)
1285 Designated Purpose Grants - Level 5	(93,278)	21,487	42,200	(113,991)
1286 Designated Purpose Grants - Level 6	(8,966)	8,966	-	-
1287 Designated Purpose Grants - Level 7	-	-	-	-
1289 Designated Purpose Grants - Level 9	(91,810)	97,821	57,735	(51,724)
1291 HIDTA Grants	(139,718)	5,714	54,136	(188,140)
1292 WIC Grants	(2,035,760)	15,789	885,442	(2,905,412)
1293 Health Department Grants	110,198	138,566	334,532	(85,769)
1294 Juvenile Probation Department Grants	(91,190)	1,169,275	567,957	510,129
1295 Post Adjudication Juvenile Boot Camp	(65,450)	80,544	147,853	(132,758)
1296 Juvenile Probation Title IV-E	299,237	27	11,451	287,814
1297 Adult Probation Grants	(182,631)	395,942	1,041,225	(827,914)
Total Special Revenue Funds	14,509,218	9,859,814	5,758,225	18,610,807

County of Hidalgo, Texas
Schedule of Cash Receipts and Disbursements
November 30, 2015

Fund	Beginning Balance November 1, 2015	Receipts	Disbursements	Ending Balance November 30, 2015
Capital Projects Funds				
1301 Capital Outlay	(558,915)	-	8,757	(567,673)
1302 Tax Notes, Series 2007	694,510	-	134,214	560,296
1303 Sale of Capital Assets	2,794,249	-	123,517	2,670,733
1304 Tax Notes, Series 2014	254,897	500,465	677,082	78,280
1305 Road District No. 5	-	-	-	-
1311 Border Colonia Access Program Round II	-	-	-	-
1312 Border Colonia Access Program Round III	(27,047)	-	2,022	(29,069)
1315 Texas Department of Transportation Projects	(4,238,663)	28,751	357,049	(4,566,961)
1328 Certificates of Obligation, Series 1998	-	-	-	-
1330 Certificates of Obligation, Series 2000	60,715	-	-	60,715
1331 Certificates of Obligation, Series 2001	52,061	-	-	52,061
1332 Certificates of Obligation, Series 2002	-	-	-	-
1334 Certificates of Obligation, Series 2004	-	-	-	-
1336 Certificates of Obligation, Series 2006	277	-	-	277
1339 Certificates of Obligation, Series 2009	2,535	-	1,813	722
1341 Certificates of Obligation, Series 2009B&C	690,307	-	-	690,307
1342 Certificates of Obligation, Series 2010A&B	1,237,711	-	82,916	1,154,795
1345 Certificates of Obligation, Series 2014	601,424	1,002,664	814,058	790,029
1347 Certificates of Obligation, Series 2015A	500	871	-	1,371
Total Capital Projects Funds	1,564,561	1,532,750	2,201,429	895,883
Debt Service Funds				
1401 Notes Payable	15,867	-	-	15,867
1430 Certificates of Obligation, Series 2000	-	-	-	-
1431 Certificates of Obligation, Series 2001	-	-	-	-
1432 Certificates of Obligation, Series 2002	33	-	-	33
1434 Certificates of Obligation, Series 2004	89	-	-	89
1435 Refunding Bonds, Series 2005	472	9	-	481
1436 Certificates of Obligation, Series 2006	369	118	-	487
1437 Refunding Bonds, Series 2006	-	-	-	-
1438 Refunding Bonds, Series 2007	164,188	73	163,509	751
1439 Certificates of Obligation, Series 2009	120,880	60	119,926	1,015
1440 Refunding Bonds, Series 2009A	10	5	-	14
1441 Certificates of Obligation, Series 2009B&C	1,702	65	-	1,767
1442 Certificates of Obligation, Series 2010A&B	647	152	-	799
1443 Refunding Bonds, Series 2014A	365	10	-	375
1444 Refunding Bonds, Series 2014B	682	46	-	728
1445 Certificates of Obligation, Series 2014	1,500	-	-	1,500
1446 Refunding Bonds, Series 2014C	2,531	-	-	2,531
1448 Refunding Bonds, Series 2015B	(129,426)	119,926	-	(9,500)
1449 Refunding Bonds, Series 2015C	(173,009)	163,509	-	(9,500)
Total Debt Service Funds	6,901	283,972	283,435	7,438
Enterprise Funds				
2101 Sanitary Landfill	890,497	-	-	890,497
2102 Jail Commissary	135,564	-	32,938	102,626
Total Enterprise Funds	1,026,061	-	32,938	993,123
Internal Service Funds				
2201 Health Benefits Self-Insurance	(4,291,189)	2,102,423	1,610,020	(3,798,787)
2202 Workers' Compensation Self-Insurance	4,611,645	233,937	67,701	4,777,882
Total Internal Service Funds	320,456	2,336,360	1,677,721	979,095
Private-Purpose Trust Funds				
3301 Unclaimed Money	707,865	5,229	50	713,045
3302 County Clerk Unclaimed Money	654,870	-	-	654,870
3303 District Clerk Unclaimed Money	-	-	-	-
3304 Bail Bond Sureties	-	-	-	-
Total Private-Purpose Trust Funds	1,362,735	5,229	50	1,367,914
Agency Funds				
3401 Clearing Fund	5,677,188	6,084,063	8,005,523	3,755,728
3402 Payroll Fund	79	6,688,227	6,688,306	-
3403 Insurance Fund	17,172	17,358	17,173	17,357
Total Agency Funds	5,694,438	12,789,648	14,711,002	3,773,084
Grand Total for Primary Government	24,575,887	92,088,055	78,307,725	38,356,217

This statement was prepared primarily on the cash basis of accounting.

County of Hidalgo, Texas
 Schedule of Long-Term Debt Outstanding
 November 30, 2015

	Original Amount	Interest Rates	Year Issued	Year of Maturity	Outstanding Balances		
					Principal	Interest	Total Requirements
Refunding Bonds							
Refunding Bonds, Series 2005	51,640,000	3.00 - 5.00	2005	2015	-	-	-
Refunding Bonds, Series 2007	26,415,000	4.00 - 4.25	2006	2016	1,265,000	50,600	1,315,600
Refunding Bonds, Series 2009A	6,995,000	2.50 - 5.00	2009	2018	965,000	66,875	1,031,875
Refunding Bonds, Series 2014A	4,515,000	3.00 - 4.00	2014	2019	2,380,000	207,250	2,587,250
Refunding Bonds, Series 2014B	32,845,000	.645 - 3.00	2014	2021	32,845,000	2,549,852	35,394,852
Refunding Bonds, Series 2014C	22,795,000	3.00 - 5.00	2014	2026	22,415,000	7,952,250	30,367,250
Refunding Bonds, Series 2015B	14,760,000	5.00	2015	2028	14,760,000	7,733,050	22,493,050
Refunding Bonds, Series 2015C	24,990,000	1.291 - 3.365	2015	2024	24,990,000	5,011,057	30,001,057
Certificates of Obligation							
Certificates of Obligation, Series 2006	38,770,000	4.25 - 5.00	2006	2016	1,955,000	97,750	2,052,750
Certificates of Obligation, Series 2009	24,280,000	3.00 - 5.00	2009	2018	3,525,000	257,244	3,782,244
Certificates of Obligation, Series 2009B&C	12,225,000	2.00 - 6.01	2009	2029	9,270,000	4,171,719	13,441,719
Certificates of Obligation, Series 2010A&B	27,850,000	2.00 - 6.30	2010	2030	22,710,000	11,394,835	34,104,835
Certificates of Obligation, Series 2014	20,085,000	3.00 - 5.00	2014	2034	20,085,000	10,279,850	30,364,850
Certificates of Obligation, Series 2015A	15,785,000	3.00 - 5.00	2015	2040	15,785,000	10,341,327	26,126,327
Notes Payable							
Notes Payable	911,009	4.00	2008	2018	311,696	25,262	336,957
Tax Notes, Series 2014	5,530,000	4.00 - 5.00	2014	2019	4,450,000	570,000	5,020,000
Total	<u>330,391,009</u>				<u>177,711,696</u>	<u>60,708,921</u>	<u>238,420,617</u>

Schedule of Debt Requirements		
	Principal	Interest
2015	-	-
2016	14,334,851	6,732,885
2017	13,143,845	6,687,174
2018	12,792,999	6,321,215
2019	13,610,000	5,903,980
2020-2024	66,750,000	21,983,953
2025-2029	37,840,000	9,396,701
2030-2034	13,265,000	2,819,014
2035-2039	4,880,000	820,200
2040	1,095,000	43,800
Total	<u>177,711,696</u>	<u>60,708,921</u>

This statement was prepared primarily on the cash basis of accounting.

Budget Status

County of Hidalgo, Texas
 Summary of Revenues and Expenditures - Budget to Actual
 By Fund
 For the Eleventh Month Ended November 30, 2015

Fund	Description	Revenues			Expenditures		
		Original Budget	Adjusted Budget	Year-to-Date Actual	Original Budget	Adjusted Budget	Year-to-Date Actual
General Fund							
1100	General Fund	176,538,434	178,194,930	177,987,490	185,674,407	190,618,670	158,501,821
	Total General Fund	176,538,434	178,194,930	177,987,490	185,674,407	190,618,670	158,501,821
Special Revenue Funds							
1200	Road & Bridge County Wide	17,586,560	23,761,177	18,721,363	18,267,494	28,147,943	17,745,313
1220	LEOSE	-	49,275	49,288	-	55,062	46,203
1221	District Attorney Motor Vehicle Theft	-	-	-	-	-	-
1222	District Attorney Bad Check Processing	-	-	69,584	48,077	94,222	63,018
1223	District Attorney Investigations H.B. 65	-	-	1,456,002	549,590	800,186	554,793
1224	Drug Abuse Prevention and Rehabilitation	-	7,214	7,310	-	-	-
1225	Pretrial Intervention Prgm Fund	225,000	225,000	296,935	336,891	396,722	333,220
1226	Sheriff Investigations	-	-	2	-	-	-
1227	Sheriff Investigations H.B. 65	-	-	97,831	-	542,465	17,401
1228	Sheriff Federal Sharing - U.S. Treasury	-	-	1,559	-	438,603	175,028
1229	Sheriff Federal Sharing - U.S. Dept of Justice	-	10,000	138,440	-	1,059,146	534,517
1230	Constable Pct. 3 Investigations H.B. 65	-	-	19,905	-	2,204	1,632
1231	Constable Pct. 4 Investigations H.B. 65	-	-	56,682	-	35,639	25,703
1232	Constable Pct. 5 Investigations H.B. 65	-	-	-	-	-	-
1233	Constable Pct. 1 Investigations H.B. 65	-	-	5,375	-	-	-
1234	County Child Abuse Prevention	5,000	5,000	3,724	-	-	-
1235	District Clerk Records Management & Preservation	80,000	80,000	51,385	80,000	80,000	-
1236	District Clerk Title IV-D	2,000	2,000	1,537	-	-	-
1237	County Clerk Records Management & Preservation	720,000	720,000	859,212	510,915	1,185,469	617,123
1238	County Records Management & Preservation	385,000	385,000	292,119	406,228	406,228	328,842
1239	Court Reporter Service	225,000	225,000	139,671	225,000	225,000	146,485
1240	Juvenile Delinquency Prevention	-	-	508	-	-	-
1241	Courthouse Security	793,709	793,709	735,222	887,641	873,176	700,522
1242	Justice Court Technology	125,000	125,000	122,987	-	878,523	457,419
1243	Contributions	40,000	40,000	20,457	-	45,000	20,150
1245	Justice Court Building Security	29,500	29,500	29,548	-	140,129	104,756
1246	Tax Assessor-Collector Special Vehicle Inventory	-	-	90,655	-	94,082	21,554
1247	Law Library	510,000	510,000	335,651	416,289	418,506	287,120
1249	County Indigent Health Care	-	-	-	-	-	-
1250	Supplemental Court Guardianship	12,000	12,000	10,567	-	50,000	11,992
1251	HIDTA Chapter 59	-	-	933,366	93,000	133,000	78,185
1252	HIDTA US Treasury	-	-	1,404	455,000	613,748	158,130
1253	HIDTA Other States	-	-	13,448	-	63,090	24,976
1254	HIDTA US Justice	-	-	28,000	115,000	135,352	51,915
1255	Co & District Court Technology	17,000	17,000	16,035	-	-	-
1256	DA US Department of Justice	-	-	62	-	45,000	19,526
1257	Constable Pct. 3 Treasury	-	-	1	-	18,227	3,348
1258	Local Provider Participation Fund	-	27,349,302	38,788,983	-	34,058,393	33,258,393
1259	Constable Pct.4 Federal Sharing - Treasury	-	-	-	-	6,931	2,220
1260	Constable Pct.2 Chapter 59	-	-	6,600	-	-	-
1261	Constable Pct.4 Federal Sharing - DOJ	-	10,000	10,004	-	43,135	20,875
1280	Designated Purpose Grants - Level 0	-	1,439,161	533	-	1,439,161	-
1281	Designated Purpose Grants - Level 1	-	1,041,405	157,482	-	1,041,405	176,908
1282	Designated Purpose Grants - Level 2	145,785	442,507	189,992	-	296,722	200,610
1283	Designated Purpose Grants - Level 3	-	2,578,320	197,708	-	2,578,320	197,129
1284	Designated Purpose Grants - Level 4	-	7,035,330	2,948,759	-	7,035,330	2,947,114
1285	Designated Purpose Grants - Level 5	88,537	1,031,051	431,361	-	1,016,942	395,946
1286	Designated Purpose Grants - Level 6	2,516	19,399	16,883	-	16,883	16,883
1287	Designated Purpose Grants - Level 7	-	1,009,205	-	-	1,009,205	-
1289	Designated Purpose Grants - Level 9	-	1,419,105	557,471	-	1,419,105	557,471
1291	HIDTA Grants	-	977,908	512,409	-	977,908	643,120
1292	WIC Grants	-	20,617,261	9,119,583	-	20,617,261	9,900,524
1293	Health Department Grants	276,724	6,116,758	2,824,028	-	6,210,042	3,098,661
1294	Juvenile Probation Department Grants	-	7,004,019	2,307,144	-	7,008,863	3,187,314
1295	Post Adjudication Juvenile Boot Camp	1,849,916	1,849,916	1,426,400	2,146,038	2,320,872	1,926,008
1296	Juvenile Probation Title IV-E	-	621,590	489,164	-	621,590	488,548
1297	Adult Probation Grants	-	25,075,953	11,949,815	-	25,075,953	12,003,848
	Total Special Revenue Funds	23,119,247	132,635,065	96,540,151	24,537,163	149,770,743	91,550,441
Capital Projects Funds							
1301	Capital Outlay	-	759,543	14,702	-	759,543	647,328
1302	Tax Notes, Series 2007	-	-	102	-	940,240	394,684
1303	Sale of Capital Assets	-	889,422	18,497	-	3,891,732	1,743,975
1304	Tax Notes, Series 2014	-	-	14,622	-	6,000,000	4,036,577

County of Hidalgo, Texas
 Summary of Revenues and Expenditures - Budget to Actual
 By Fund
 For the Eleventh Month Ended November 30, 2015

Fund	Description	Revenues			Expenditures		
		Original Budget	Adjusted Budget	Year-to-Date Actual	Original Budget	Adjusted Budget	Year-to-Date Actual
1305	Road District No. 5	-	-	-	-	-	-
1311	Border Colonia Access Program Round II	-	-	-	-	-	-
1312	Border Colonia Access Program Round III	-	3,968,176	164,149	-	3,968,176	164,149
1315	Texas Department of Transportation Projects	-	8,119,984	114,737	-	6,062,803	2,208,987
1328	Certificates of Obligation, Series 1998	-	-	-	-	-	-
1330	Certificates of Obligation, Series 2000	-	-	-	-	23,839	-
1331	Certificates of Obligation, Series 2001	-	-	-	-	37,029	-
1332	Certificates of Obligation, Series 2002	-	-	-	-	-	-
1334	Certificates of Obligation, Series 2004	-	-	-	-	-	-
1336	Certificates of Obligation, Series 2006	-	-	-	-	-	-
1339	Certificates of Obligation, Series 2009	-	-	493	-	1,020,679	1,020,679
1341	Certificates of Obligation, Series 2009B&C	-	-	-	-	161,303	72,433
1342	Certificates of Obligation, Series 2010A&B	-	-	5,887	-	2,614,894	1,521,821
1345	Certificates of Obligation, Series 2014	-	-	28,836	-	21,117,101	8,328,761
1347	Certificates of Obligation, Series 2015A	-	-	16,231,292	-	16,000,000	230,422
Total Capital Projects Funds		-	13,737,125	16,593,316	-	62,597,339	20,369,814
Debt Service Funds							
1401	Notes Payable	111,067	1,368,962	1,372,086	112,319	1,370,214	1,368,714
1430	Certificates of Obligation, Series 2000	-	-	-	-	-	-
1431	Certificates of Obligation, Series 2001	-	-	-	-	-	-
1432	Certificates of Obligation, Series 2002	-	23	34	-	66,738	66,738
1434	Certificates of Obligation, Series 2004	-	61	92	-	170,300	170,300
1435	Refunding Bonds, Series 2005	3,756,149	3,757,493	3,845,411	4,873,563	4,874,063	4,872,563
1436	Certificates of Obligation, Series 2006	4,262,555	4,264,104	4,386,518	4,476,113	4,476,613	4,288,825
1437	Refunding Bonds, Series 2006	-	-	-	-	-	-
1438	Refunding Bonds, Series 2007	1,154,694	1,154,677	1,186,471	1,215,683	1,379,692	1,378,692
1439	Certificates of Obligation, Series 2009	1,880,117	1,880,117	1,931,334	1,993,494	2,113,919	2,113,169
1440	Refunding Bonds, Series 2009	341,186	341,186	351,083	342,225	342,725	341,975
1441	Certificates of Obligation, Series 2009B&C	776,456	848,733	940,864	1,014,686	1,015,186	1,013,686
1442	Certificates of Obligation, Series 2010A&B	1,772,049	1,938,846	2,150,253	2,379,464	2,379,964	2,379,964
1443	Refunding Bonds, Series 2014A	2,101,168	2,338,206	2,388,614	2,281,900	2,303,597	2,302,597
1444	Refunding Bonds, Series 2014B	945,592	945,592	976,731	630,094	681,895	680,895
1445	Certificates of Obligation, Series 2014	-	598,531	598,531	-	598,531	597,031
1446	Refunding Bonds, Series 2014C	-	1,133,122	1,134,152	-	1,133,122	1,131,622
1448	Refunding Bonds, Series 2015B	-	119,926	17,431,568	-	119,926	17,431,568
1449	Refunding Bonds, Taxable Series 2015C	-	163,509	25,153,509	-	163,509	25,153,509
Total Debt Service Funds		17,101,033	20,853,088	63,847,253	19,319,539	23,189,994	65,291,848
Enterprise Funds							
2101	Sanitary Landfill	-	-	-	-	-	-
2102	Jail Commissary	-	433,770	434,963	466,726	481,656	415,103
Total Enterprise Funds		-	433,770	434,963	466,726	481,656	415,103
Internal Service Funds							
2201	Health Benefits Self-Insurance	25,921,048	25,921,048	22,883,275	25,921,048	25,935,912	21,720,266
2202	Workers' Compensation Self-Insurance	2,117,879	2,117,879	1,972,473	2,117,879	2,119,696	1,483,991
Total Internal Service Funds		28,038,927	28,038,927	24,855,748	28,038,927	28,055,608	23,204,257
Private-Purpose Trust Funds							
3301	Unclaimed Money Fund	-	-	-	-	-	-
3302	County Clerk Unclaimed Money Fund	-	-	-	-	-	-
Total Private-Purpose Trust Funds		-	-	-	-	-	-
Grand Total for Primary Government		244,797,641	373,892,905	380,258,920	258,036,763	454,714,011	359,333,284

This statement was prepared primarily on the cash basis of accounting.

Statement of Revenues, Expenditures and Changes in Fund Balance - Budget to Actual
 General Fund
 For the Eleventh Month Ended November 30, 2015

	Original Budget	Adjusted Budget	Current Revenues/ Expenditures	Year-to-Date Revenues/ Expenditures	Encumbrances	Balance
Revenues						
Taxes	151,592,829	151,592,829	-	151,219,001		373,828
Licenses and permits	120,000	1,540,000	83,943	1,425,531		114,469
Intergovernmental revenues	8,578,000	8,677,000	235,037	9,302,068		(625,068)
Charges for services	14,952,905	14,981,105	503,649	13,343,317		1,637,788
Fines & forfeitures	405,000	425,000	2,245	367,436		57,564
Interest earnings	202,500	202,500	500,510	278,305		(75,805)
Miscellaneous	687,200	776,496	171,760	2,020,328		(1,243,832)
Total revenues	176,538,434	178,194,930	1,497,143	177,955,986		238,944
Expenditures						
General government						
Judicial	32,637,620	32,600,069	2,579,121	28,420,881	361,791	3,817,397
Executive	2,781,470	3,103,849	199,807	2,571,574	103,391	428,884
Elections	2,583,665	2,783,713	360,977	1,750,735	100,455	932,523
Financial administration	29,754,320	28,261,985	1,580,258	22,601,381	763,101	4,897,504
Other	10,921,770	10,700,031	695,009	9,330,716	327,384	1,041,932
Public safety						
Police	31,099,003	30,006,758	2,283,138	25,590,890	1,003,799	3,412,069
Fire	1,619,170	1,352,119	78,980	857,150	13,477	481,492
Corrections	37,977,198	38,321,132	2,805,940	32,656,121	877,221	4,787,789
Other protection	431,748	2,276,054	62,888	2,059,192	130,127	86,735
Sanitation	5,813,883	5,835,928	451,209	4,368,596	779,758	687,574
Health and welfare	15,821,847	15,759,054	625,236	13,537,743	272,480	1,948,831
Culture and recreation	3,400,249	3,610,485	240,017	2,880,042	277,759	452,684
Conservation	914,150	883,682	66,680	655,172	104,294	124,216
Urban and economic development	536,646	744,114	51,277	515,652	10,550	217,911
Debt Service						
Interest	4,921	4,921	80	1,641	-	3,280
Total expenditures	176,297,660	176,243,893	12,080,616	147,797,486	5,125,587	23,320,821
Excess (deficiency) of revenues over (under) expenditures	240,774	1,951,037	(10,583,473)	30,158,500		
Other financing sources (uses):						
Long-term notes issued	-	-	-	-		-
Sale of capital assets	-	-	-	31,504		(31,504)
Transfers in	-	-	-	-		-
Transfers out	(9,376,747)	(14,374,777)	(1,964,529)	(10,704,336)		(3,670,442)
Total other financing sources (uses)	(9,376,747)	(14,374,777)	(1,964,529)	(10,672,831)		(3,701,946)
Excess (deficiency) of revenues and other financing sources over (under) expenditures and other financing uses	(9,135,973)	(12,423,740)		19,485,669		
Unassigned fund balance						
at January 1, 2015	28,825,715	28,825,715		28,825,715		
Prior period adjustments		-		6,946		
Unreserved (reserved) fund balance	-	6,118,689		6,118,689		
Unassigned fund balance month ended November 30, 2015	19,689,742	22,520,663		54,437,018		

This statement was prepared primarily on the cash basis of accounting.

County of Hidalgo, Texas
 Budget Status by Department
 General Fund
 For the Eleventh Month Ended November 30, 2015

Expenditures and Other Financing Uses	Original Budget	Adjusted Budget	Current Expenditures	Year-to-Date Expenditures	Encumbrances	Balance
General government						
Judicial						
92nd District Court	390,639	433,752	30,132	359,121	14,445	60,186
93rd District Court	365,482	382,595	31,348	332,325	2,807	47,462
139th District Court	378,087	389,713	30,346	334,037	2,161	53,516
206th District Court	420,068	397,654	29,142	344,511	1,299	51,844
275th District Court	387,309	389,453	30,328	332,342	5,885	51,225
332nd District Court	375,075	374,855	28,909	327,450	2,077	45,328
370th District Court	404,367	408,812	31,233	357,954	1,799	49,059
389th District Court	389,821	325,785	19,632	268,008	4,015	53,762
398th District Court	388,598	389,609	30,488	340,602	1,579	47,428
430th District Court	467,931	473,298	27,952	406,320	19,599	47,380
449th District Court	376,091	382,270	29,063	327,439	2,190	52,641
Indigent Defense	429,119	416,033	33,935	359,556	2,262	54,215
County Court At Law 1	547,175	550,930	42,456	482,648	5,600	62,681
County Court At Law 2	520,540	520,590	39,988	458,554	4,951	57,085
Probate Court	634,016	626,977	48,789	553,733	523	72,721
County Court At Law 4	533,928	531,558	42,294	470,517	93	60,948
County Court At Law 5	527,065	518,026	40,428	454,644	390	62,992
County Court At Law 6	516,952	520,410	39,982	457,319	3,465	59,625
County Court At Law 7	511,072	504,000	38,946	440,717	6,445	56,839
County Court At Law 8	516,186	501,130	39,264	452,480	1,438	47,212
Master Court 1	126,883	127,672	9,669	110,594	736	16,342
Master Court 2	126,302	105,998	3,974	91,534	126	14,338
Court of Civil Appeals	2,964	2,920	264	2,470	450	-
Auxiliary Court	356,587	387,256	23,549	341,474	703	45,079
Juvenile Justice Court	-	-	-	-	-	-
Child Protective Court	103,692	61,706	4,210	47,988	616	13,102
Justice of the Peace 1-1	343,942	342,975	26,261	293,940	3,430	45,605
Justice of the Peace 1-2	344,299	373,817	29,393	327,542	1,931	44,343
Justice of the Peace 2-1	300,237	328,362	26,945	290,685	3,201	34,476
Justice of the Peace 2-2	297,378	312,296	24,773	271,169	2,071	39,056
Justice of the Peace 3-1	296,571	317,081	27,802	281,262	2,185	33,635
Justice of the Peace 3-2	389,344	384,655	30,855	335,773	4,569	44,313
Justice of the Peace 4-1	400,122	398,557	31,189	352,108	1,789	44,661
Justice of the Peace 4-2	597,574	502,177	35,912	431,796	3,580	66,801
Justice of the Peace 5-1	-	-	-	-	-	-
Criminal District Attorney	7,625,782	7,760,950	589,801	6,704,967	53,649	1,002,335
District Clerk	3,431,180	3,338,611	245,626	2,912,691	37,375	388,545
Budget and Management Commissioner, Precinct 2	7,840,618	7,558,246	627,579	6,895,313	-	662,933
Public Defense	932,543	950,259	83,420	796,055	6,882	147,323
Executive Office	42,081	42,081	-	-	-	42,081
Tax Assessor-Collector	-	-	-	-	-	-
Information Technology	-	267,000	73,243	73,243	155,476	38,281
Total Judicial	32,637,620	32,600,069	2,579,121	28,420,881	361,791	3,817,397
Executive						
County Judge	1,468,888	1,424,779	96,962	1,163,467	17,803	243,509
Budget and Management	-	-	-	-	-	-
Executive Office	1,312,582	1,679,070	102,846	1,408,107	85,588	185,376
Total Executive	2,781,470	3,103,849	199,807	2,571,574	103,391	428,884
Elections						
Elections Department	2,583,665	2,783,713	360,977	1,750,735	100,455	932,523
Total Elections	2,583,665	2,783,713	360,977	1,750,735	100,455	932,523
Financial Administration						
Appraisal fees	1,800,000	1,813,008	-	1,813,008	-	-
County Wide Admin	5,202,433	3,547,299	33,812	1,547,087	252,804	1,747,408
Budget and Management Commissioner, Precinct 2	1,300,096	1,059,503	75,633	886,138	11,693	161,672
Executive Office	1,512,748	1,176,546	41,354	830,157	13,122	333,267
Tax Assessor-Collector	7,194,686	7,187,490	571,351	6,165,442	144,929	877,120
County Treasurer	897,151	906,306	67,905	783,590	4,616	118,100
Purchasing Agent	1,727,667	1,694,842	127,675	1,469,572	23,971	201,299
County Auditor	2,799,984	2,912,397	213,395	2,453,068	19,418	439,912

County of Hidalgo, Texas
 Budget Status by Department
 General Fund
 For the Eleventh Month Ended November 30, 2015

	Original Budget	Adjusted Budget	Current Expenditures	Year-to-Date Expenditures	Encumbrances	Balance
County Clerk	4,022,367	4,239,377	257,804	3,588,573	51,530	599,274
Human Resources/Civil Service	690,858	684,757	57,137	590,776	10,518	83,464
IT Department	2,606,330	3,040,461	134,190	2,473,972	230,501	335,988
Total Financial Administration	29,754,320	28,261,985	1,580,258	22,601,381	763,101	4,897,504
Other						
Commissioner, Precinct 4	-	163,207	900	75,738	34,874	52,594
Executive Office	3,406,331	3,520,732	111,970	3,337,665	25,199	157,867
Planning Department	1,181,110	999,531	74,211	843,820	12,951	142,761
Facilities Management Department	6,334,329	6,016,562	507,928	5,073,493	254,359	688,710
Total Other	10,921,770	10,700,031	695,009	9,330,716	327,384	1,041,932
Public safety						
Police						
Criminal District Attorney	785,782	733,725	59,756	591,345	121,714	20,667
Commissioner, Precinct 3	-	-	-	-	-	-
Budget and Management	59,000	59,000	-	50,667	5,833	2,500
Executive Office	197,958	174,136	11,985	150,116	150	23,870
Sheriff	25,429,164	24,537,890	1,887,680	21,036,162	677,545	2,824,183
Constables						
Constable, Precinct 1	1,141,255	1,105,227	82,170	909,514	56,290	139,423
Constable, Precinct 2	962,187	950,234	72,828	805,909	40,419	103,907
Constable, Precinct 3	1,249,210	1,218,285	78,877	1,014,716	50,701	152,867
Constable, Precinct 4	1,274,447	1,228,261	89,841	1,032,462	51,148	144,652
Constable, Precinct 5	-	-	-	-	-	-
Total Police	31,099,003	30,006,758	2,283,138	25,590,890	1,003,799	3,412,069
Fire						
Emergency Services	1,619,170	1,352,119	78,980	857,150	13,477	481,492
Total Fire	1,619,170	1,352,119	78,980	857,150	13,477	481,492
Corrections						
Sheriff	26,596,840	25,959,408	1,969,385	21,836,419	611,885	3,511,105
Adult Probation	512,459	504,984	40,522	416,545	11,480	76,959
Juvenile Probation	10,867,899	11,856,739	796,032	10,403,158	253,856	1,199,725
Juvenile CBG	-	-	-	-	-	-
Total Corrections	37,977,198	38,321,132	2,805,940	32,656,121	877,221	4,787,789
Other Protection						
County Judge	377,297	425,555	32,972	334,171	43,059	48,324
Budget and Management	-	1,759,143	22,234	1,660,509	61,944	36,689
Executive Office	54,451	91,357	7,682	64,511	25,123	1,722
Emergency Services	-	-	-	-	-	-
Total Other Protection	431,748	2,276,054	62,888	2,059,192	130,127	86,735
Sanitation						
Commissioner, Precinct 1	1,599,800	1,711,179	127,840	1,346,617	170,656	193,905
Commissioner, Precinct 2	864,257	742,989	45,877	539,477	91,284	112,228
Commissioner, Precinct 3	2,253,265	2,066,983	145,423	1,553,473	243,385	270,125
Commissioner, Precinct 4	1,096,561	1,314,777	132,069	929,027	274,434	111,316
Total Sanitation	5,813,883	5,835,928	451,209	4,368,596	779,758	687,574
Health and Welfare						
Budget and Management	50,000	50,000	-	-	-	50,000
Commissioner, Precinct 2	-	-	-	-	-	-
Executive Office	1,062,346	1,007,707	52,988	992,393	-	15,314
Human Services	7,557,985	8,396,335	118,281	7,375,797	79,843	940,694
Health Department	6,761,323	5,949,566	424,430	4,874,353	190,153	885,061
WIC	1,707	3,168	113	1,558	-	1,610
Child Welfare	118,760	94,757	9,088	74,402	-	20,355
Veterans Services	269,726	257,521	20,336	219,241	2,483	35,797
Total Health and Welfare	15,821,847	15,759,054	625,236	13,537,743	272,480	1,948,831
Culture and Recreation						
Commissioner, Precinct 1	874,206	881,130	63,284	743,497	35,275	102,358
Commissioner, Precinct 2	689,163	789,134	44,613	573,998	66,330	148,805
Commissioner, Precinct 3	682,224	665,990	47,701	520,951	39,692	105,347
Commissioner, Precinct 4	597,158	535,534	39,586	438,091	1,628	95,814
Executive Office	557,498	738,698	44,833	603,505	134,833	360
Total Culture and Recreation	3,400,249	3,610,485	240,017	2,880,042	277,759	452,684

County of Hidalgo, Texas
 Budget Status by Department
 General Fund
 For the Eleventh Month Ended November 30, 2015

	Original Budget	Adjusted Budget	Current Expenditures	Year-to-Date Expenditures	Encumbrances	Balance
Conservation						
Executive Office	511,612	545,657	45,457	409,215	93,488	42,955
Texas Cooperative Extension	402,538	338,025	21,223	245,957	10,807	81,261
Total Conservation	914,150	883,682	66,680	655,172	104,294	124,216
Urban and Economic Development						
County Judge	-	155,000	1,945	6,913	5,840	142,247
Budget and Management	-	-	-	-	-	-
Commissioner, Precinct 1	104,172	103,878	7,951	89,588	560	13,730
Commissioner, Precinct 2	375,725	378,223	28,573	323,635	3,444	51,144
Commissioner, Precinct 4	51,605	51,741	4,144	43,460	707	7,574
Urban County	5,144	55,273	8,664	52,056	-	3,216
Total Urban and Economic Development	536,646	744,114	51,277	515,652	10,550	217,911
Debt Service						
Interest	4,921	4,921	80	1,641	-	3,280
Total Debt Service	4,921	4,921	80	1,641	-	3,280
Other Financing Uses						
Interfund Transfers	9,376,747	14,374,777	1,964,529	10,704,336	-	3,670,442
Total Other Financing Uses	9,376,747	14,374,777	1,964,529	10,704,336	-	3,670,442
Total Expenditures and Other Financing Uses	185,674,407	190,618,670	14,045,145	158,501,821	5,125,587	26,991,263

This statement was prepared primarily on the cash basis of accounting.

County of Hidalgo, Texas
 Budget Status by Project
 Fund 1301 - Capital Outlay Fund
 Project Inception to November 30, 2015

Expenditures and Other Financing Uses	Original Budget	Adjusted Budget	Expenditures			Total	Encumbrances	Balance
			Current Month	Current Year	Prior Years			
General government								
Bennett Building	-	429,778	-	-	429,778	429,778	-	-
Horizon Building	-	244,809	-	-	244,809	244,809	-	-
Election Warehouse-317 N Closner-building renovation	-	494,103	-	8,599	473,934	482,533	2,301	9,268
K - Mart Property	2,756,150	5,888,557	-	-	5,888,557	5,888,557	-	-
Pct. 4-New Admin Building	-	983,812	-	-	983,812	983,812	-	-
Pct. 4-Linn San manuel Emergency Facility	-	1,526,425	8,757	638,729	787,050	1,425,779	87,553	13,093
K - Mart Property - Additional Office	-	-	-	-	-	-	-	-
Public safety								
USDA 2008 Loan-Sheriff Vehicles	-	224,650	-	-	224,650	224,650	-	-
Pct. 3 Sheriff's Substation	-	-	-	-	-	-	-	-
New Adult Probation Building	-	3,520,216	-	-	3,520,216	3,520,216	-	-
Issuance costs - K - Mart Property	43,850	43,850	-	-	43,850	43,850	-	-
Issuance costs - USDA 2008 Loan	-	1,150	-	-	1,150	1,150	-	-
Transfer Out - General Fund	-	620,888	-	-	620,888	620,888	-	-
Transfer Out - R&B County Wide	-	19,390	-	-	19,390	19,390	-	-
Total F1301 - Capital Outlay Fund	2,800,000	13,997,629	8,757	647,328	13,238,085	13,885,413	89,854	22,361

County of Hidalgo, Texas
 Budget Status by Project
 Fund 1302 - Tax Notes, Series 2007
 Project Inception to November 30, 2015

Expenditures and Other Financing Uses	Original Budget	Adjusted Budget	Expenditures			Total	Encumbrances	Balance
			Current Month	Current Year	Prior Years			
General government								
Common Integrated Justice System - software	1,171,500	3,563,125	134,214	379,290	2,638,280	3,017,570	545,550	6
County Judges Office & Commissioners Courtroom	2,000,000	93,856	-	-	93,856	93,856	-	-
Tax Office - vehicles	-	22,471	-	-	22,471	22,471	-	-
Purchasing - vehicles	-	40,261	-	-	40,261	40,261	-	-
Election - vehicles	31,000	22,248	-	-	22,248	22,248	-	-
Planning - vehicles	-	38,359	-	-	38,359	38,359	-	-
Admin Security - vehicles	31,000	26,992	-	-	26,992	26,992	-	-
Facilities Management - vehicles	62,000	79,565	-	-	79,565	79,565	-	-
Public safety								
Sheriff - vehicles	1,855,196	1,921,034	-	-	1,921,034	1,921,034	-	-
Sheriff Replacement - vehicles	3,007,000	3,004,759	-	-	3,004,759	3,004,759	-	-
Constable Pct. 1 - vehicles	-	123,920	-	-	123,920	123,920	-	-
Constable Pct. 3 - vehicles	31,000	203,522	-	-	203,522	203,522	-	-
Constable Pct. 4 - vehicles	-	81,992	-	-	81,992	81,992	-	-
Constable Pct. 5 - vehicles	-	172,977	-	-	172,977	172,977	-	-
Sheriff Substation Pct. 1 - land	245,935	246,168	-	-	246,168	246,168	-	-
Sheriff Substation Pct. 3 - land	557,917	562,042	-	-	562,042	562,042	-	-
Highway and streets								
Pct. 1 - vehicles	-	201,952	-	-	201,952	201,952	-	-
Pct. 2 - vehicles	-	197,654	-	-	197,654	197,654	-	-
Pct. 3 - vehicles	-	207,206	-	-	207,206	207,206	-	-
Pct. 4 - vehicles	-	203,119	-	-	203,119	203,119	-	-
Sanitation								
Pct 2 Sanitation - vehicles	-	93,845	-	-	93,845	93,845	-	-
Health and welfare								
Health Dept - vehicles	62,000	60,738	-	-	60,738	60,738	-	-
Culture - recreation								
Pct. 3 Meeting Hall & Pavilion	700,000	1,000,000	-	-	1,000,000	1,000,000	-	-
Conservation of natural resources								
Texas Agrilife Extension - Vehicles	-	15,395	-	15,395	-	15,395	-	1
Urban and economic development								
Pct 2 CRC - S. Tower Road	803,000	1,303,934	-	-	1,303,934	1,303,934	-	-
Issuance costs	90,000	90,000	-	-	90,000	90,000	-	-
Total F1302 - Tax Notes, 2007	10,647,548	13,577,135	134,214	394,684	12,636,894	13,031,579	545,550	7

County of Hidalgo, Texas
Budget Status by Project
Fund 1303 - Sale of Capital Assets funded by Certificates of Obligation
Project Inception to November 30, 2015

Expenditures and Other Financing Uses	Original Budget	Adjusted Budget	Expenditures			Total	Encumbrances	Balance
			Current Month	Current Year	Prior Years			
General Government								
SOA1342-Pct. 4 San Carlos CRC Sunflower / SH 107 - buildings	1,211,000	1,225,963	-	136,244	1,080,349	1,216,593	9,371	-
SOA1342-Pct. 4 Resitution Center - 1124 M. Road- bldg add & renov	338,950	381,564	-	-	381,564	381,564	-	-
Highways and streets								
SOA1341-Pct. 1 Heavy Equipment	1,455,877	1,410,136	-	-	1,410,136	1,410,136	-	-
SOA1341-Pct. 1 Colonia Adams & Black	180,000	74,079	-	-	74,079	74,079	-	-
SOA1341-Pct. 1 Mile 16 N (Fannin to Mile 4 W)	215,000	164,244	-	2,593	138,219	140,811	23,433	-
SOA1341-Pct. 1 Mile 10 N (La Blanca to FM 493)	220,000	88,659	12,105	12,105	56,456	68,561	4,595	15,503
SOA1341-Pct. 1 Mile 12½ N (FM 88 to FM 493)	880,000	9,798	-	-	9,695	9,695	103	-
SOA1341-Pct. 1 Mile 9 N (Mile 5½ W to Mile 6 W)	-	750,000	-	-	358,527	358,527	391,473	-
SOA1341-Pct. 1 Mile 12½ N (FM 1015 to Mile 2 W)	-	77,095	-	4,106	2,102	6,208	70,887	-
SOA1341-Pct. 1 Mile 3½ W (Mile 5 N to Mile 6 N)	-	164,251	-	6,582	137,387	143,969	20,282	-
SOA1339-Pct. 1 Sioux (Tower to Val Verde)	-	399,891	-	352,575	26,453	379,028	20,864	-
SOA1341-Pct. 1 Sioux (Tower to Val Verde)	-	41,674	36,581	36,581	-	36,581	-	5,093
SOA1341-Pct. 1 Mile 4 W (Mile 15 N to Mile 16 N)	-	12,073	-	5,712	-	5,712	6,361	-
SOA1341-Pct. 1 Los Cielos Subd Mile 12 N	-	71,100	-	7,859	20,727	28,586	42,514	1
SOA1341-Pct. 1 Old La Blanca (Mile 9 N to Mile 10 N)	-	6,773	-	6,773	-	6,773	-	-
SOA1339-Pct. 2 Tower Road (Moore to Bai)	-	-	-	-	-	-	-	-
SOA1342-Pct. 2 Equipment & Maintenance Facility	470,946	681,973	-	211,027	470,946	681,973	-	-
SOA1339-Pct. 2 Taylor Road - aid	-	637,898	-	419,295	-	419,295	-	218,603
SOA1341-Pct. 2 Owassa Road (Raul Longoria to Alamo)	-	97,500	-	-	-	-	97,500	-
SOA1339-Pct. 2 Owassa Road (Raul Longoria to Alamo)	-	-	-	-	-	-	-	-
SOA1341-Pct. 3 Mile 3 N (FM 492 to FM 2221)	872,800	872,800	25,319	224,495	626,805	851,300	21,500	-
SOA1339-Pct. 3 Liberty Road (US 83 to FM 2221)	1,341,800	1,348,438	7,980	59,868	1,205,806	1,265,674	76,126	6,638
SOA1341-Pct. 3 FM 494 - Shary (FM 1924 to SH 107)	728,425	728,425	16,900	163,578	538,293	701,871	26,554	-
SOA1341-Pct. 4 10th Street (SH 107 to FM 1925) - land	-	46,242	42	46,242	-	46,242	-	-
SOA1341-Pct. 4 FM 1925 (Kenyon-FM 907)	-	32,963	-	-	22,927	22,927	10,036	-
SOA1339-Pct. 4 FM 1925 (FM 907 to E. of SH 68)	549,575	549,575	-	20,942	452,938	473,880	75,695	-
SOA1341-Pct. 4 Tex - Mex (Tower to 83rd St)	139,596	89,266	-	-	87,254	87,254	2,012	-
SOA1341-Pct. 4 Trenton (Raul Longoria to N "I" RD)	81,415	52,201	-	-	50,189	50,189	2,012	-
SOA1341-Pct. 4 Wisconsin (FM 907 to Cesar Chavez)	81,415	49,304	-	-	49,304	49,304	-	-
SOA1341-Pct. 4 Curry Road (Tower to Val Verde)	209,425	134,130	-	-	132,117	132,117	2,012	-
SOA1339-Pct. 4 Roosevelt (0.4M West Val Verde)	-	-	-	-	-	-	-	-
SOA1341-Pct. 4 Mon Mack (0.4M North Mile 11 N)	-	25,000	-	-	22,500	22,500	2,500	-
SOA1341-Pct. 4 Curry Estates	-	170,877	-	-	165,717	165,717	-	5,161
SOA1339-Pct. 4 Alberta (FM 907 to Rual Longoria)	-	162,387	-	-	162,387	162,387	-	-
SOA1341-Pct. 4 Canton (Val Verde to Tower)	-	120,369	-	-	120,369	120,369	-	-
SOA1342-Pct. 4 Mile 2½ N (0.3M East to Carmen Avila)	-	-	-	-	-	-	-	-
SOA1341-Pct. 4 Curry Road (Tower to Alamo)	-	73,841	26,420	26,420	-	26,420	47,414	7
Culture - recreation								
SOA1339-Pct. 2 Lopezville Park	-	33,859	-	980	-	980	31,384	1,495
Transfers Out - Capital Outlay								
Transfers Out - Capital Outlay	87,803	550,374	-	-	87,321	87,321	-	463,053
Transfers Out - TXDOT								
Transfers Out - TXDOT	1,716,057	1,985,016	-	-	1,537,441	1,537,441	-	447,576
Total F1303 - Sale of Capital Assets funded by C.O.	10,780,085	13,319,738	125,346	1,743,975	9,428,005	11,171,980	984,628	1,163,129
By Departments								
	Original Budget	Adjusted Budget	Current Month	Current Year	Prior Years	Total	Encumbrances	Balance
SOA1341-Pct. 1 Heavy Equipment	1,455,877	1,410,136	-	-	1,410,136	1,410,136	-	-
SOA1341-Pct. 1 Colonia Adams & Black	180,000	74,079	-	-	74,079	74,079	-	-
SOA1341-Pct. 1 Mile 16 N (Fannin to Mile 4 W)	215,000	164,244	-	2,593	138,219	140,811	23,433	-
SOA1341-Pct. 1 Mile 10 N (La Blanca to FM 493)	220,000	88,659	12,105	12,105	56,456	68,561	4,595	15,503
SOA1341-Pct. 1 Mile 12½ N (FM 88 to FM 493)	880,000	9,798	-	-	9,695	9,695	103	-
SOA1341-Pct. 1 Mile 9 N (Mile 5½ W to Mile 6 W)	-	750,000	-	-	358,527	358,527	391,473	-
SOA1341-Pct. 1 Mile 12½ N (FM 1015 to Mile 2 W)	-	77,095	-	4,106	2,102	6,208	70,887	-
SOA1341-Pct. 1 Mile 3½ W (Mile 5 N to Mile 6 N)	-	164,251	-	6,582	137,387	143,969	20,282	-
SOA1339-Pct. 1 Sioux (Tower to Val Verde)	-	399,891	-	352,575	26,453	379,028	20,864	-
SOA1341-Pct. 1 Sioux (Tower to Val Verde)	-	41,674	36,581	36,581	-	36,581	-	5,093
SOA1341-Pct. 1 Mile 4 W (Mile 15 N to Mile 16 N)	-	12,073	-	5,712	-	5,712	6,361	-
SOA1341-Pct. 1 Los Cielos Subd Mile 12 N	-	71,100	-	7,859	20,727	28,586	42,514	1
SOA1341-Pct. 1 Old La Blanca (Mile 9 N to Mile 10 N)	-	6,773	-	6,773	-	6,773	-	-
SOA1341-Pct. 1 TXDOT - Mile 2 West (Mile 12 - US 83)	-	4,543	-	-	-	-	-	4,543
SOA1341-Pct. 1 TXDOT - FM493 (US 281 - BUS 83)	-	7,252	-	-	-	-	-	7,252
Total Pct. 1	2,950,877	3,281,565	48,686	434,884	2,233,779	2,668,663	580,511	32,392
Total Pct. 2								
SOA1339-Pct. 2 Tower Road (Moore to Bai)	-	-	-	-	-	-	-	-
SOA1342-Pct. 2 Equipment & Maintenance Facility	470,946	681,973	-	211,027	470,946	681,973	-	-
SOA1339-Pct. 2 TXDOT - Dicker Road (23rd St to Jackson)	81,165	81,165	-	-	81,165	81,165	-	-
SOA1339-Pct. 2 Taylor Road - aid	-	637,898	-	419,295	-	419,295	-	218,603
SOA1341-Pct. 2 Owassa Road (Raul Longoria to Alamo)	-	97,500	-	-	-	-	97,500	-
SOA1339-Pct. 2 Owassa Road (Raul Longoria to Alamo)	-	-	-	-	-	-	-	-
SOA1339-Pct. 2 Lopezville Park	-	33,859	-	980	-	980	31,384	1,495
Total Pct. 2	552,111	1,532,395	-	631,302	552,111	1,183,413	128,884	220,098
Total Pct. 3								
SOA1341-Pct. 3 Mile 3 N (FM 492 to FM 2221)	872,800	872,800	25,319	224,495	626,805	851,300	21,500	-
SOA1339-Pct. 3 Liberty Road (US 83 to FM 2221)	1,341,800	1,348,438	7,980	59,868	1,205,806	1,265,674	76,126	6,638
SOA1341-Pct. 3 FM 494 - Shary (FM 1924 to SH 107)	728,425	728,425	16,900	163,578	538,293	701,871	26,554	-
Total Pct. 3	2,943,025	2,949,663	50,198	447,941	2,370,904	2,818,845	124,180	6,638

County of Hidalgo, Texas
Budget Status by Project
Fund 1303 - Sale of Capital Assets funded by Certificates of Obligation
Project Inception to November 30, 2015

	Original Budget	Adjusted Budget	Expenditures			Total	Encumbrances	Balance
			Current Month	Current Year	Prior Years			
Expenditures and Other Financing Uses								
SOA1342-Pct. 4 San Carlos CRC Sunflower / SH 107 - buildings	1,211,000	1,225,963	-	136,244	1,080,349	1,216,593	9,371	-
SOA1342-Pct. 4 Restitution Center - 1124 M. Road- bldg add & renov	338,950	381,564	-	-	381,564	381,564	-	-
SOA1341-Pct. 4 10th Street (SH 107 to FM 1925) - land	-	46,242	42	46,242	-	46,242	-	-
SOA1341-Pct. 4 FM 1925 (Kenyon-FM 907)	-	32,963	-	-	22,927	22,927	10,036	-
SOA1339-Pct. 4 FM 1925 (FM 907 to E. of SH 68)	549,575	549,575	-	20,942	452,938	473,880	75,695	-
SOA1341-Pct. 4 Tex - Mex (Tower to 83rd St)	139,596	89,266	-	-	87,254	87,254	2,012	-
SOA1341-Pct. 4 Trenton (Raul Longoria to N "I" RD)	81,415	52,201	-	-	50,189	50,189	2,012	-
SOA1341-Pct. 4 Wisconsin (FM 907 to Cesar Chavez)	81,415	49,304	-	-	49,304	49,304	-	-
SOA1341-Pct. 4 Curry (Tower to Val Verde)	209,425	134,130	-	-	132,117	132,117	2,012	-
SOA1339-Pct. 4 Roosevelt (0.4M West Val Verde)	-	-	-	-	-	-	-	-
SOA1341-Pct. 4 Mon Mack (0.4M North Mile 11 N)	-	25,000	-	-	22,500	22,500	2,500	-
SOA1341-Pct. 4 Curry Estates	-	170,877	-	-	165,717	165,717	-	5,161
SOA1339-Pct. 4 Alberta (FM 907 to Rual Longoria)	-	162,387	-	-	162,387	162,387	-	-
SOA1341-Pct. 4 Canton (Val Verde to Tower)	-	120,369	-	-	120,369	120,369	-	-
SOA1342-Pct. 4 Mile 22½ N (0.3M East to Carmen Avila)	-	-	-	-	-	-	-	-
SOA1341-Pct. 4 Curry Road (Tower to Alamo)	-	73,841	26,420	26,420	-	26,420	47,414	7
SOA1342-Pct. 4 Capital Outlay - Linn San Manuel Emergency Facility	87,803	550,374	-	-	87,321	87,321	-	463,053
SOA1339-Pct. 4 TXDOT - Ware Rd (Mile 3N to Mile 5N)	389,100	408,565	-	-	389,100	389,100	-	19,465
SOA1339-Pct. 4 TXDOT - 10th Street (SH 107 to FM 1925)	1,245,792	1,396,592	-	-	1,032,976	1,032,976	-	363,616
SOA1341-Pct. 4 TXDOT - N Alamo Road (FM 1925 to 0.5 mile N)	-	86,900	-	-	34,200	34,200	-	52,700
Total Pct. 4	4,334,072	5,556,115	26,462	229,847	4,271,212	4,501,059	151,053	904,002
Total F1303 - Sale of Capital Assets funded by C.O.	10,780,085	13,319,738	125,346	1,743,975	9,428,005	11,171,980	984,628	1,163,130

	Original Budget	Adjusted Budget	Expenditures			Total	Encumbrances	Balance
			Current Month	Current Year	Prior Years			
By Funding								
SOA1339-Pct. 1 Sioux (Tower to Val Verde)	-	399,891	-	352,575	26,453	379,028	20,864	-
SOA1339-Pct. 2 Tower Road (Moore to Bali)	-	-	-	-	-	-	-	-
SOA1339-Pct. 3 Liberty Road (US 83 to FM 2221)	1,341,800	1,348,438	7,980	59,868	1,205,806	1,265,674	76,126	6,638
SOA1339-Pct. 4 FM 1925 (FM 907 to E. of SH 68)	549,575	549,575	-	20,942	452,938	473,880	75,695	-
SOA1339-Pct. 2 TXDOT - Dicker Road (23rd St to Jackson)	81,165	81,165	-	-	81,165	81,165	-	-
SOA1339-Pct. 2 Taylor Road - aid	-	637,898	-	419,295	-	419,295	-	218,603
SOA1339-Pct. 2 Owassa Road (Raul Longoria to Alamo) - roads	-	-	-	-	-	-	-	-
SOA1339-Pct. 2 Lopezville Park	-	33,859	-	980	-	980	31,384	1,495
SOA1339-Pct. 4 TXDOT - Ware Rd (Mile 3N to Mile 5N)	389,100	408,565	-	-	389,100	389,100	-	19,465.00
SOA1339-Pct. 4 TXDOT - 10th Street (SH 107 to FM 1925)	1,245,792	1,396,592	-	-	1,032,976	1,032,976	-	363,616.41
SOA1339-Pct. 4 Roosevelt (0.4M West Val Verde)	-	-	-	-	-	-	-	-
SOA1339-Pct. 4 Alberta (FM 907 to Rual Longoria)	-	162,387	-	-	162,387	162,387	-	-
Total SOA 1339	3,607,432	5,018,371	7,980	853,660	3,350,825	4,204,485	204,069	609,817
SOA1341-Pct. 1 Heavy Equipment	1,455,877	1,410,136	-	-	1,410,136	1,410,136	-	-
SOA1341-Pct. 1 Colonia Adams & Black - roads	180,000	74,079	-	-	74,079	74,079	-	-
SOA1341-Pct. 1 Mile 16 N (Fannin to Mile 4 W)	215,000	164,244	-	2,593	138,219	140,811	23,433	-
SOA1341-Pct. 1 Mile 10 N (La Blanca to FM 493)	220,000	88,659	12,105	12,105	56,456	68,561	4,595	15,503
SOA1341-Pct. 1 Mile 12½ N (FM 88 to FM 493)	880,000	9,798	-	-	9,695	9,695	103	-
SOA1341-Pct. 1 Mile 9 N (Mile 5½ W to Mile 6 W)	-	750,000	-	-	358,527	358,527	391,473	-
SOA1341-Pct. 1 Mile 12½ N (FM 1015 to Mile 2 W)	-	77,095	-	4,106	2,102	6,208	70,887	-
SOA1341-Pct. 1 Mile 3½ W (Mile 5 N to Mile 6 N)	-	164,251	-	6,582	137,387	143,969	20,282	-
SOA1341-Pct. 1 Sioux (Tower to Val Verde)	-	41,674	36,581	36,581	-	36,581	-	5,093
SOA1341-Pct. 1 Mile 4 W (Mile 15 N to Mile 16 N)	-	12,073	-	5,712	-	5,712	6,361	-
SOA1341-Pct. 1 Los Cielos Subd Mile 12 N	-	71,100	-	7,859	20,727	28,586	42,514	1
SOA1341-Pct. 1 Old La Blanca (Mile 9 N to Mile 10 N)	-	6,773	-	6,773	-	6,773	-	-
SOA1341-Pct. 1 TXDOT - Mile 2 West (Mile 12 - US 83)	-	4,543	-	-	-	-	-	4,543
SOA1341-Pct. 1 TXDOT - FM493 (US 281 - BUS 83)	-	7,252	-	-	-	-	-	7,252
SOA1341-Pct. 2 Owassa Road (Raul Longoria to Alamo)	-	97,500	-	-	-	-	97,500	-
SOA1341-Pct. 3 Mile 3 N (FM 492 to FM 2221)	872,800	872,800	25,319	224,495	626,805	851,300	21,500	-
SOA1341-Pct. 3 FM 494 - Shary (FM 1924 to SH 107)	728,425	728,425	16,900	163,578	538,293	701,871	26,554	-
SOA1341-Pct. 4 10th Street (SH 107 to FM 1925) - land	-	46,242	42	46,242	-	46,242	-	-
SOA1341-Pct. 4 FM 1925 (Kenyon-FM 907)	-	32,963	-	-	22,927	22,927	10,036	-
SOA1341-Pct. 4 Tex - Mex (Tower to 83rd St)	139,596	89,266	-	-	87,254	87,254	2,012	-
SOA1341-Pct. 4 Trenton (Raul Longoria to N "I" RD)	81,415	52,201	-	-	50,189	50,189	2,012	-
SOA1341-Pct. 4 Wisconsin (FM 907 to Cesar Chavez)	81,415	49,304	-	-	49,304	49,304	-	-
SOA1341-Pct. 4 Curry (Tower to Val Verde)	209,425	134,130	-	-	132,117	132,117	2,012	-
SOA1341-Pct. 4 Mon Mack (0.4M North Mile 11 N)	-	25,000	-	-	22,500	22,500	2,500	-
SOA1341-Pct. 4 Curry Estates	-	170,877	-	-	165,717	165,717	-	5,161
SOA1341-Pct. 4 Canton (Val Verde to Tower)	-	120,369	-	-	120,369	120,369	-	-
SOA1341-Pct. 4 Curry Road (Tower to Alamo)	-	73,841	26,420	26,420	-	26,420	47,414	7
SOA1341-Pct. 4 TXDOT - N Alamo Road (FM 1925 to 0.5 mile N)	-	86,900	-	-	34,200	34,200	-	52,700
Total SOA 1341	5,063,953	5,461,493	117,366	543,045	4,057,000	4,600,045	771,189	90,260
SOA1342-Pct. 2 Equipment & Maintenance Facility	470,946	681,973	-	211,027	470,946	681,973	-	-
SOA1342-Pct. 4 San Carlos CRC Sunflower / SH 107 - buildings	1,211,000	1,225,963	-	136,244	1,080,349	1,216,593	9,371	-
SOA1342-Pct. 4 Restitution Center - 1124 M. Road- bldg add & renov	338,950	381,564	-	-	381,564	381,564	-	-
SOA1342-Pct. 4 Capital Outlay - Linn San Manuel Emergency Facility	87,803	550,374	-	-	87,321	87,321	-	463,053
Total SOA 1342	2,108,699	2,839,874	-	347,270	2,020,180	2,367,451	9,371	463,053
Total F1303 - Sale of Capital Assets funded by C.O.	10,780,085	13,319,738	125,346	1,743,975	9,428,005	11,171,980	984,628	1,163,130

County of Hidalgo, Texas
 Budget Status by Project
 Fund 1304 - Tax Notes, Series 2014
 Project Inception to November 30, 2015

Expenditures and Other Financing Uses	Original Budget	Adjusted Budget	Expenditures			Total	Encumbrances	Balance
			Current Month	Current Year	Prior Years			
General Government								
County Judge - Vehicles	30,000	29,401	-	29,401	-	29,401	-	-
Tax Office - Vehicles	35,000	33,430	31,695	31,695	-	31,695	-	1,735
Planning - Vehicles	96,000	96,202	-	96,202	-	96,202	-	-
Facilities Management - Vehicles	96,000	96,000	43,862	74,395	-	74,395	21,605	-
Safety Division - Vehicles	110,270	110,270	-	93,428	-	93,428	-	16,842
Public Safety								
Sheriff - Vehicles	4,000,000	4,000,000	420,710	2,722,315	-	2,722,315	1,277,685	-
Constable Pct . 1 - Vehicles	250,000	251,967	117,364	193,450	-	193,450	57,790	726
Constable Pct . 2 - Vehicles	250,000	250,000	-	-	-	-	221,371	28,629
Constable Pct . 3 - Vehicles	250,000	269,894	28,921	232,590	-	232,590	37,288	16
Constable Pct . 4 - Vehicles	250,000	250,000	-	170,572	-	170,572	77,535	1,894
Fire Marshal - Vehicles	40,000	39,272	-	35,665	-	35,665	3,486	121
Emergency Management - Vehicles	90,000	70,106	34,529	70,106	-	70,106	-	-
Highways and streets								
Pct. 1 - Vehicles	100,000	100,000	-	91,644	-	91,644	-	8,356
Pct. 2 - Vehicles	100,000	100,000	-	87,256	-	87,256	5,817	6,927
Pct. 3 - Vehicles	100,000	100,728	-	100,728	-	100,728	-	-
Pct. 4 - Vehicles	100,000	100,000	-	-	-	-	93,173	6,827
Health and Welfare								
Health - Vehicles	96,000	96,000	-	400	-	400	78,180	17,420
Conservation of natural resources								
Texas Agrilife Extension - Vehicles	6,730	6,730	-	6,730	-	6,730	-	-
Issuance costs	102,263	102,263	-	-	102,263	102,263	-	-
Total F1304 - Tax Notes, Series 2014	6,102,263	6,102,263	677,082	4,036,577	102,263	4,138,839	1,873,930	89,493

County of Hidalgo, Texas
 Budget Status by Project
 Fund 1315 - TXDOT Projects
 Project Inception to November 30, 2015

Expenditures and Other Financing Uses	Original Budget	Adjusted Budget	Expenditures			Total	Encumbrances	Balance
			Current Month	Current Year	Prior Years			
Highways and streets								
Pct. 1 Mile 2 West (Mile 12 N to SH 107)	-	1,395,352	-	-	1,395,352	1,395,352	-	-
Pct. 1 Mile 12 N Bridge @ North Floodway	-	3,482	-	-	3,482	3,482	-	-
Pct. 1 Traffic Signal CSJ#0255-11-011	-	19,407	-	-	19,407	19,407	-	-
Pct. 1 US 83 Illumination-aid to other govt	-	229,706	2,064	20,801	203,012	223,814	-	5,893
Pct. 1 FM 1015 (Mile 9 N to Mile 12 N) - aid to other govt	-	1,747,085	-	-	1,747,085	1,747,085	-	-
Pct. 1 FM 88 (Mile 12 N to FM 1925) - aid to other govt	-	2,261,187	-	-	2,261,187	2,261,187	-	-
Pct. 1 Mile 6 West (US 83 to SH 107)	-	1,459,185	11,506	25,986	1,227,093	1,253,079	204,509	1,597
Pct. 1 Mile 2 West (US 83 to Mile 12 N)	-	1,934,533	-	-	1,913,883	1,913,883	20,400	250
Pct. 1 FM 493 (US 83 to Mile 10 N) - aid to other govt	-	75,246	-	-	75,246	75,246	-	-
Pct. 1 FM 493 (US 281 to BUS 83) - aid to other govt	-	32,911	-	11,189	17,778	28,967	-	3,945
Pct. 1 FM 907 (S of BUS 83) - aid to other govt	-	88,830	-	-	88,830	88,830	-	-
Pct. 1 Flash Beacon 2010 HES Projects	-	115,710	-	-	115,710	115,710	-	-
Pct. 1 US 83 (FM 1423 to FM 1015) - aid to other govt	-	11,513	-	-	11,513	11,513	-	-
Pct. 1 BUS 83 (FM 2557 to 1st ST Donna) - aid to other govt	-	3,421	-	-	3,421	3,421	-	-
Pct. 2 "I" Road (SH 495 to Owassa)	1,550,000	1,311,787	-	32,972	1,276,442	1,309,414	-	2,374
Pct. 2 "I" Road (SH 495 to Owassa) - aid to other govt	600,000	1,489,329	-	-	1,489,329	1,489,329	-	-
Pct. 2 Sugar Road (Sioux to Owassa) - aid to other govt	50,000	118,959	-	-	118,959	118,959	-	-
Pct. 2 FM 2061 (Dicker to Mission Floodway) - aid to other govt	318,407	434,564	-	237	432,931	433,168	-	1,395
Pct. 2 S McColl Road (Dicker to Orangewood&0.5M S.Military)	-	1,485,268	-	31,607	1,448,254	1,479,862	-	5,406
Pct. 2 Flash Beacon 2010 HES Projects	-	51,530	-	-	51,530	51,530	-	-
Pct. 2 Dicker Road (SP115-FM2061)	-	1,058,945	-	27,248	931,394	958,642	99,631	672
Pct. 2 Nolana Loop	-	402,329	-	-	174,068	174,068	202,230	26,031
Pct. 2 Thomas Road (Jackson to Stewart)	-	1,073,754	-	12,364	493,663	506,027	567,727	-
Pct. 3 SH 495-underpass/Abrams - aid to other govt	-	2,161,734	-	1,380	2,160,354	2,161,734	-	-
Pct. 3 FM 1924 PHI (FM 494 to SH 107) - aid to other govt	-	625,143	-	-	624,300	624,300	842	-
Pct. 3 Traffic Signal CSJ#0255-11-011	-	17,863	-	-	17,863	17,863	-	-
Pct. 3 US 83 Illumination - aid to other govt	-	24,126	-	1,000	22,410	23,410	-	716
Pct. 3 FM 1924 PHII (SH 107 to FM 492) - aid to other govt	-	963,668	-	-	963,278	963,278	390	-
Pct. 3 SRS CSJ#0921-02-109 - other structures	-	57,633	-	-	57,633	57,633	-	-
Pct. 3 SRS CSJ#0921-02-110 - aid to other govt	-	49,645	-	-	49,645	49,645	-	-
Pct. 3 FM 681 (SH 107 to SH 364) - aid to other govt	-	282,272	-	-	282,272	282,272	-	-
Pct. 3 FM 676 (SH 107 to SH 364) - aid to other govt	-	-	-	-	-	-	-	-
Pct. 3 SH 364 (SH 495 to FM 1924) - aid to othe govt	-	3,017,470	810	158,427	2,858,960	3,017,387	-	83
Pct. 3 FM 681 (SH 107 to FM 2221/FM 492) - aid to other govt	-	4,846,600	1,335	10,165	4,797,236	4,807,401	13,870	25,329
Pct. 3 FM 2221/FM 492 (FM 681 to SH 364) - aid to other govt	-	3,134,937	-	15,316	3,110,187	3,125,502	5,773	3,661
Pct. 3 Flash Beacon 2010 HES Projects	-	25,683	-	-	25,683	25,683	-	-
Pct. 3 US 83 (County Line East 0.347 Mile) - aid to other govt	-	2,252	-	-	-	-	-	2,252
Pct. 3 Mile 2 N. (Moorefield-La Homa)	-	696,519	-	13,140	360,086	373,226	23,440	299,853
Pct. 4 Sugar Road (Owassa to Trenton)	-	1,019	-	-	1,019	1,019	-	-
Pct. 4 12th Street Bridge @ Drainage Ditch	-	12,176	-	-	12,176	12,176	-	-
Pct. 4 "I" Road (Owassa to US 281)	-	1,041,068	-	-	1,029,309	1,029,309	-	11,759
Pct. 4 Traffic Signal CSJ#0255-11-011	-	1,969	-	-	1,969	1,969	-	-
Pct. 4 10th St Ext (SH 107 to FM 1925)	-	2,309,771	90,104	667,437	1,091,548	1,758,984	550,786	-
Pct. 4 Flash Beacon 2010 HES Projects	-	207,050	-	-	207,050	207,050	-	-
Pct. 4 FM 1925 (Kenyon - FM 907) - aid to other govt	-	28,690	4,703	27,242	-	27,242	-	1,448
Pct. 4 FM 1925 (FM 907 - Sharp Rd) - aid	-	406,611	19,581	225,562	-	225,562	181,049	-
Pct. 4 Ware Road (Mile 3 N to Mile 5 N) - aid to other govt	-	531,010	-	69,982	441,563	511,545	-	19,465
Pct. 4 N Alamo Road (FM 1925 to 0.5 mile N)-aid to other govt	-	91,910	-	-	34,200	34,200	57,710	-
Pct. 4 FM 1925 (10th St to McColl) - aid to other govt	-	977,840	17,034	227,290	-	227,290	201,550	549,000
Pct. 4 Ware Road (Mile 5 to FM 1925) - roads	-	1,309,660	76,236	620,604	-	620,604	609,056	80,000
Right of Way US 281 (SH 495 to Trenton) - aid to other govt	37,062	4,262	-	-	4,262	4,262	-	-
Right of Way BUS 83 PHII (FM 1427 to Showers) - aid to other govt	13,200	36,136	-	-	36,136	36,136	-	-
Right of Way FM 2128 (SH 107 to US 281) - aid to other govt	127,194	171,306	-	145	135,909	136,054	4,725	30,526
Right of Way BUS 83 PHI (US 83 to FM 1427) - aid to other govt	26,103	28,077	-	-	28,077	28,077	-	-
Right of Way US 83-Palmview - aid to other govt	98,643	319,352	-	-	319,352	319,352	-	-
Right of Way BUS 83 PHIII (Showers to Penitas) - aid to other govt	21,450	64,461	-	-	64,461	64,461	-	-
Pct. 1 CR684 Bridge @ Drainage Ditch	-	26,420	-	-	26,420	26,420	-	-
Pct. 1 FM1422 Bridge @ Willacy Main Canal	-	16,000	-	-	16,000	16,000	-	-
Pct. 1 CR825 Bridge @ Drainage Ditch	-	45,585	-	-	44,585	44,585	1,000	-
Pct. 1 CR342 Bridge @ Delta Lake Irrigation Canal	-	4,590	-	-	4,590	4,590	-	-
Pct. 1 CR855 Bridge @ Main Supply Canal	-	6,750	-	-	6,750	6,750	-	-
Pct. 1 CR804 Bridge @ Irrigation Canal	-	5,130	-	-	5,130	5,130	-	-
Pct. 1 CR229 Bridge @ Drainage Ditch	-	29,414	-	6,393	518	6,911	18,200	4,303
Pct. 1 11th Street-Bridge @ Drainage Ditch	-	5,844	-	-	701	701	5,143	-
Pct. 2 CR790 Bridge @ Drainage Ditch	-	27,635	-	-	27,635	27,635	-	-
Pct. 2 CR653 Bridge @ Las Milpas Road over S Floodway Channel	-	3,249	-	2,500	749	3,249	-	-
Pct. 3 CR872-Bridge @ Main Floodway Pilot Channel	-	10,836	-	-	1,008	1,008	2,500	7,328
Drainage flood control								
Pct. 1 FM 88 - drainage (Mile 12 N to Mile 16 N) - ROW	-	44,460	-	-	44,460	44,460	-	-
Pct. 2 FM 907 S outfall channel (Rancho Blanco to BUS 83) - ROW	-	837,978	-	-	837,978	837,978	-	-
Pct. 3 FM1924 PH I - outfall channel (FM 494 to SH 107) - ROW	-	839,395	-	-	839,395	839,395	-	-
Pct. 3 BUS 83 PH I - outfall channel (US 83 to FM 1427) - ROW	-	275,200	-	-	275,200	275,200	-	-
Pct. 3 FM1924 PH II - outfall channel (SH 107 to FM 492) - ROW	-	559,911	-	-	559,911	559,911	-	-
Drainage US 281 (SH 495 to Trenton) - aid to other govt	153,317	-	-	-	-	-	-	-
Drainage FM 2128 (SH 107 to US 281) - drainage ditch&eng&arch	-	-	-	-	-	-	-	-
Drainage FM 2128 (SH 107 to US 281) - aid to other govt	131,586	200,798	-	-	200,798	200,798	-	-
TXDOT Notes Payable-other debt principal	-	104,437	-	-	104,437	104,437	-	-
Total F1315 - TXDOT Projects	3,126,962	43,295,581	223,373	2,208,987	37,232,778	39,441,764	2,770,532	1,083,284

County of Hidalgo, Texas
 Budget Status by Project
 Fund 1328 - Certificates of Obligation, Series 1998
 Project Inception to November 30, 2015

Expenditures and Other Financing Uses	Original Budget	Adjusted Budget	Expenditures			Total	Encumbrances	Balance
			Current Month	Current Year	Prior Years			
General government								
Weslaco substation	1,350,000	1,383,879	-	-	1,383,879	1,383,879	-	-
Courthouse renovations - ADA	500,000	307,980	-	-	307,980	307,980	-	-
Facilities Management - ADA renovations	-	14,810	-	-	14,810	14,810	-	-
Public safety								
Adult probation restitution center	909,491	948,431	-	-	948,431	948,431	-	-
County roadway safety	350,000	356,800	-	-	356,800	356,800	-	-
Highways and streets								
Pct. 2 - outer loop phase 1	-	726,142	-	-	726,142	726,142	-	-
Pct. 2 - Equip&Maintenance Facility	-	902	-	-	902	902	-	-
Pct. 3 - aerial	-	356,325	-	-	356,325	356,325	-	-
Health and welfare								
Elsa Health Clinic Pct. 1	710,000	883,052	-	-	883,052	883,052	-	-
Alton Health Clinic Pct. 3	590,000	-	-	-	-	-	-	-
COPC Clinic Mcallen	1,200,000	1,200,000	-	-	1,200,000	1,200,000	-	-
Mission Clinic	-	1,046,952	-	-	1,046,952	1,046,952	-	-
Issuance costs	135,046	130,810	-	-	130,810	130,810	-	-
Total F1328 - Cert.of Oblig., Series 1998	5,744,537	7,356,083	-	-	7,356,083	7,356,083	-	-

County of Hidalgo, Texas
 Budget Status by Project
 Fund 1330 - Certificates of Obligation, Series 2000
 Project Inception to November 30, 2015

Expenditures and Other Financing Uses	Original Budget	Adjusted Budget	Expenditures			Total	Encumbrances	Balance
			Current Month	Current Year	Prior Years			
Public safety								
Maintenance building & motor pool	-	1,189,155	-	-	1,189,155	1,189,155	-	-
Law enforcement training facility	-	2,524,367	-	-	2,524,367	2,524,367	-	-
Sheriff's administration building	2,236,329	3,186,141	-	-	3,162,302	3,162,302	-	23,839
Jail project	320,411	2,133,477	-	-	2,133,477	2,133,477	-	-
Adult detention facility	38,479,176	42,199,204	-	-	42,199,204	42,199,204	-	-
Issuance costs	724,637	653,390	-	-	653,390	653,390	-	-
Transfers Out (COPS grant cash match)	-	99,799	-	-	99,799	99,799	-	-
Total F1330 - Cert. of Oblig., Series 2000	41,760,553	51,985,533	-	-	51,961,694	51,961,694	-	23,839

County of Hidalgo, Texas
 Budget Status by Project
 Fund 1331 - Certificates of Obligation, Series 2001
 Project Inception to November 30, 2015

Expenditures and Other Financing Uses	Original Budget	Adjusted Budget	Expenditures			Total	Encumbrances	Balance
			Current Month	Current Year	Prior Years			
General government								
Elections - machinery & equipment	15,000	33,020	-	-	33,020	33,020	-	-
Tax Office - machinery & equipment	-	36,560	-	-	36,560	36,560	-	-
Purchasing - machinery & equipment	15,000	15,000	-	-	15,000	15,000	-	-
County Auditor - office equipment	-	175,219	-	-	175,219	175,219	-	-
County Judge - land	300,000	334,795	-	-	334,795	334,795	-	-
Elections building roof	38,775	22,700	-	-	22,700	22,700	-	-
Courthouse parking lot	150,000	-	-	-	-	-	-	-
Parking facility	250,000	117,884	-	-	117,884	117,884	-	-
Courthouse Parking Garage	-	-	-	-	-	-	-	-
Courthouse roof	130,000	-	-	-	-	-	-	-
Planning - machinery & equipment	17,000	17,000	-	-	17,000	17,000	-	-
Facilities Management - machinery & equipment	71,000	65,555	-	-	65,555	65,555	-	-
Facilities Management - courthouse roof	-	24,968	-	-	24,968	24,968	-	-
Courthouse chillers	350,000	133,570	-	-	133,570	133,570	-	-
Administration building renovations	331,225	249,510	-	-	249,510	249,510	-	-
Facilities Management - parking lot	-	183,964	-	-	183,964	183,964	-	-
Public safety								
Sheriff - machinery & equipment	610,000	606,899	-	-	606,899	606,899	-	-
Constables	-	-	-	-	-	-	-	-
Constables - machinery & equipment	37,500	39,540	-	-	39,540	39,540	-	-
Constable Pct. 1 - machinery & equipment	63,000	62,708	-	-	62,708	62,708	-	-
Constable Pct. 2 - machinery & equipment	84,000	83,611	-	-	83,611	83,611	-	-
Constable Pct. 3 - machinery & equipment	63,000	151,175	-	-	151,175	151,175	-	-
Constable Pct. 4 - machinery & equipment	42,000	41,805	-	-	41,805	41,805	-	-
Constable Pct. 5 - machinery & equipment	63,000	63,063	-	-	63,063	63,063	-	-
Fire Marshal - machinery & equipment	27,000	26,924	-	-	26,924	26,924	-	-
Juvenile Detention Center	1,500,000	501,735	-	-	501,735	501,735	-	-
Highways and streets								
Outer loop study	1,000,000	-	-	-	-	-	-	-
Aerial mapping	1,500,000	743,192	-	-	743,192	743,192	-	-
Pct. 1 - aerial mapping	-	70,260	-	-	70,260	70,260	-	-
Pct. 1 - roads	3,500,000	4,018,236	-	-	4,018,236	4,018,236	-	-
Pct. 1 - machinery & equipment	250,000	425,430	-	-	425,430	425,430	-	-
Pct. 1 - outer loop study	-	650,020	-	-	650,020	650,020	-	-
Pct. 1 - Mile 2 W (Mile 12N to US 83)	-	-	-	-	-	-	-	-
Pct. 2 - aerial mapping	-	20,860	-	-	20,860	20,860	-	-
Pct. 2 - roads	3,500,000	1,907,591	-	-	1,907,591	1,907,591	-	-
Pct. 2 - machinery & equipment	250,000	17,000	-	-	17,000	17,000	-	-
Pct. 2 - outer loop study	-	441,882	-	-	441,882	441,882	-	-
Pct. 3 - aerial mapping	-	66,025	-	-	66,025	66,025	-	-
Pct. 3 - roads	3,500,000	3,642,690	-	-	3,642,690	3,642,690	-	-
Pct. 3 - machinery & equipment	250,000	411,897	-	-	411,897	411,897	-	-
Pct. 3 - outer loop study	-	763,636	-	-	763,636	763,636	-	-
Pct. 4 - aerial mapping	-	79,230	-	-	79,230	79,230	-	-
Pct. 4 - roads	3,500,000	3,500,000	-	-	3,500,000	3,500,000	-	-
Pct. 4 - machinery & equipment	500,000	497,962	-	-	497,962	497,962	-	-
Pct. 4 - outer loop study	-	327,272	-	-	327,272	327,272	-	-
Pct. 4 - Sugar Road (Owassa to Trenton)	-	262,751	-	-	262,751	262,751	-	-
Right of Way US 281 (SH 495 to Trenton)	-	-	-	-	-	-	-	-
Right of Way FM 2061 (Dicker to Mission Floodway)	-	-	-	-	-	-	-	-
Right of Way BUS 83 PHII (FM 1427 to Showers)	-	-	-	-	-	-	-	-
Right of Way FM 2128 (SH 107 to US 281)	-	-	-	-	-	-	-	-
Right of Way BUS 83 PHI (US 83 to FM 1427)	-	-	-	-	-	-	-	-
Right of Way US 83-Palmview	-	-	-	-	-	-	-	-
Right of Way BUS 83 PHIII (Showers to Penitas)	-	-	-	-	-	-	-	-
Sanitation								
Pct. 1 Landfill - machinery & equipment	250,000	249,691	-	-	249,691	249,691	-	-
Pct. 2 Landfill - machinery & equipment	250,000	90,582	-	-	90,582	90,582	-	-
Pct. 3 Landfill - machinery & equipment	250,000	244,425	-	-	244,425	244,425	-	-
Pct. 4 Landfill - machinery & equipment	250,000	249,500	-	-	249,500	249,500	-	-
Risk Management	25,000	13,486	-	-	13,486	13,486	-	-
Landfill closure	1,400,000	2,003,960	-	-	2,003,960	2,003,960	-	-
Drainage flood control								
Drainage US 281 (SH 495 to Trenton)	-	-	-	-	-	-	-	-
Drainage FM 2128 (SH 107 to US 281)	-	-	-	-	-	-	-	-

County of Hidalgo, Texas
 Budget Status by Project
 Fund 1331 - Certificates of Obligation, Series 2001
 Project Inception to November 30, 2015

Expenditures and Other Financing Uses	Original Budget	Adjusted Budget	Expenditures			Total	Encumbrances	Balance
			Current Month	Current Year	Prior Years			
Health and welfare								
Health Department-machinery & equipment	72,500	72,500	-	-	72,500	72,500	-	-
Culture-recreation								
Pct. 1 Parks - machinery & equipment	250,000	101,224	-	-	101,224	101,224	-	-
Pct. 2 Parks - machinery & equipment	250,000	151,605	-	-	151,605	151,605	-	-
Pct. 3 Parks - machinery & equipment	250,000	67,013	-	-	67,013	67,013	-	-
Pct. 4 Parks - machinery & equipment	-	-	-	-	-	-	-	-
Conservation of natural resources								
Texas Coop Extension - machinery & equipment	37,000	40,218	-	-	40,218	40,218	-	-
Urban and economic development								
Pct. 2 Community Resource Center	-	803,466	-	-	803,466	803,466	-	-
Issuance costs	483,000	455,163	-	-	455,163	455,163	-	-
Bond discount	-	847	-	-	847	847	-	-
Transfers out - Design purpose level 7	-	427,169	-	-	427,169	427,169	-	-
Transfer out - TXDOT	-	889,050	-	-	852,022	852,022	-	37,029
Total F1331 - Cert. of Oblig., Series 2001	25,675,000	26,693,039	-	-	26,656,011	26,656,011	-	37,029

County of Hidalgo, Texas
 Budget Status by Project
 Fund 1332 - Certificates of Obligation, Series 2002
 Project Inception to November 30, 2015

Expenditures and Other Financing Uses	Original Budget	Adjusted Budget	Expenditures			Total	Encumbrances	Balance
			Current Month	Current Year	Prior Years			
General government								
County Court at Law 2 - office equipment	-	7,422	-	-	7,422	7,422	-	-
JP Pct. 2, Place 1 - computer equipment	1,000	1,000	-	-	1,000	1,000	-	-
District Clerk	-	19,300	-	-	19,300	19,300	-	-
County Court at Law 5 - building renovation	385,100	9,450	-	-	9,450	9,450	-	-
Auxiliary Court A - building renovation	-	8,426	-	-	8,426	8,426	-	-
Auxiliary Court B - building renovation	-	7,520	-	-	7,520	7,520	-	-
Elections - building renovation	-	25,580	-	-	25,580	25,580	-	-
IT Dept	126,238	199,756	-	-	199,756	199,756	-	-
Pct. 2 - Tax office	-	392,492	-	-	392,492	392,492	-	-
Purchasing - machinery & equipment	33,500	37,973	-	-	37,973	37,973	-	-
County Auditor - machinery & equipment	85,000	79,499	-	-	79,499	79,499	-	-
Human Resources - machinery & equipment	10,000	9,790	-	-	9,790	9,790	-	-
Pct. 1 - Multi-Purpose Center - building renovation	600,000	692,399	-	-	692,399	692,399	-	-
Pct. 3 - Multi-Purpose Center - building renovation	750,000	1,698,859	-	-	1,698,859	1,698,859	-	-
Planning - machinery & equipment	67,012	3,156	-	-	3,156	3,156	-	-
Fac Management - Admin Buiding - add & renov	-	5,550	-	-	5,550	5,550	-	-
Risk Management - building renovation	545,000	252,403	-	-	252,403	252,403	-	-
Risk Management - machinery & equipment	152,000	-	-	-	-	-	-	-
Public safety								
Courthouse basement - renovation	414,900	459,118	-	-	459,118	459,118	-	-
Sheriff - vehicles	607,236	776,827	-	-	776,827	776,827	-	-
Constable Pct. 1 - vehicles	30,000	30,032	-	-	30,032	30,032	-	-
Constable Pct. 3 - vehicles	86,863	30,015	-	-	30,015	30,015	-	-
Constable Pct. 4 - vehicles	21,500	21,010	-	-	21,010	21,010	-	-
Constable Pct. 5 - machinery & equipment	68,350	58,782	-	-	58,782	58,782	-	-
Fire Marshal - equipment	-	9,482	-	-	9,482	9,482	-	-
New Adult Probation Building	-	101,950	-	-	101,950	101,950	-	-
Juvenile Detention Center	236,328	898,057	-	-	898,057	898,057	-	-
Highways and streets								
FEMA	-	24,580	-	-	24,580	24,580	-	-
Pct. 1 - roads	3,500,000	2,886,404	-	-	2,886,404	2,886,404	-	-
Pct. 2 - roads	1,500,000	156,520	-	-	156,520	156,520	-	-
Pct. 2 - outer loop phase 1	-	183,438	-	-	183,438	183,438	-	-
Pct. 3 - roads & machinery & equipment	3,248,400	1,859,101	-	-	1,859,101	1,859,101	-	-
Pct. 4 - roads	1,500,000	1,359,897	-	-	1,359,897	1,359,897	-	-
Pct. 4 - outer loop	-	216,548	-	-	216,548	216,548	-	-
Sanitation								
Pct. 3 Landfill - engineering services	20,000	-	-	-	-	-	-	-
Pct. 4 Landfill - engineering services	1,670,000	1,715,423	-	-	1,715,423	1,715,423	-	-
Drainage flood control								
Raymondville Drainage - engineering services	5,000,000	4,220,707	-	-	4,220,707	4,220,707	-	-
TXDOT Drainage	-	-	-	-	-	-	-	-
Culture - recreation								
Pct. 4 Parks - buildings	300,000	288,028	-	-	288,028	288,028	-	-
Issuance costs								
Transfers out - Capital Outlay	415,316	404,335	-	-	404,335	404,335	-	-
Transfers out - TXDOT	-	1,112,441	-	-	1,112,441	1,112,441	-	-
Transfers out - TXDOT	-	2,505,130	-	-	2,505,130	2,505,130	-	-
Total F1332 - Cert. of Oblig., Series 2002	21,373,743	22,768,401	-	-	22,768,401	22,768,401	-	-

County of Hidalgo, Texas
 Budget Status by Project
 Fund 1334 - Certificates of Obligation, Series 2004
 Project Inception to November 30, 2015

Expenditures and Other Financing Uses	Original Budget	Adjusted Budget	Expenditures			Total	Encumbrances	Balance
			Current Month	Current Year	Prior Years			
General government								
Bennett building add & renov	-	-	-	-	-	-	-	-
Horizon building add & renov	-	-	-	-	-	-	-	-
Fac Mgmt- Courthouse - building R&M	-	585,575	-	-	585,575	585,575	-	-
Elections - software & other equipments	2,322,272	214,981	-	-	214,981	214,981	-	-
Elections - buildings add & renov	-	15,352	-	-	15,352	15,352	-	-
IT Dept	-	1,224,587	-	-	1,224,587	1,224,587	-	-
Pct. 2 Tax Office building	-	607,401	-	-	607,401	607,401	-	-
Pct. 3 CRC building	-	-	-	-	-	-	-	-
Pct. 4 JP & License - building (Planning)	-	-	-	-	-	-	-	-
Fac Mgmt- Weslaco Boot Camp & Health Clinic	3,000,000	34,016	-	-	34,016	34,016	-	-
Fac Mgmt- Admin Buildings	-	894,150	-	-	894,150	894,150	-	-
Fac Mgmt- old Jail	-	123,511	-	-	123,511	123,511	-	-
Fac Mgmt- vehicles	-	72,078	-	-	72,078	72,078	-	-
Fac Mgmt- parking lot	-	-	-	-	-	-	-	-
Fac Mgmt- Admin Building - 100 E Cano - bldg add&renov	-	69,770	-	-	69,770	69,770	-	-
Public safety								
Sheriff - vehicles	-	49,905	-	-	49,905	49,905	-	-
Const Pct. 1 - vehicles	-	49,924	-	-	49,924	49,924	-	-
Const Pct. 2 - vehicles	-	25,027	-	-	25,027	25,027	-	-
Const Pct. 3 - vehicles	-	75,856	-	-	75,856	75,856	-	-
Const Pct. 4 - vehicles	-	49,792	-	-	49,792	49,792	-	-
Const Pct. 5 - vehicles	-	25,667	-	-	25,667	25,667	-	-
Fac Mgmt- Sally Port	-	592,598	-	-	592,598	592,598	-	-
Weslaco Boot Camp	-	-	-	-	-	-	-	-
Juvenile Detention Center	12,500,000	16,623,656	-	-	16,623,656	16,623,656	-	-
Highways and streets								
Pct. 1 - Roads	1,800,000	1,683,243	-	-	1,683,243	1,683,243	-	-
Pct. 1 - Mile 2 W (Mile 12 N to US 83)	-	-	-	-	-	-	-	-
Pct. 2 - New Admin Building	1,500,000	1,271,118	-	-	1,271,118	1,271,118	-	-
Pct. 2 - County Shop	-	106,982	-	-	106,982	106,982	-	-
Pct. 3 - Roads	2,800,000	217,615	-	-	217,615	217,615	-	-
Pct. 4 - Roads	1,200,000	-	-	-	-	-	-	-
Pct. 4 - Trenton Road (US 281 to FM 491)	-	500,000	-	-	500,000	500,000	-	-
Pct. 4 - Trenton Road (I RD to FM 493)	-	-	-	-	-	-	-	-
Pct. 4 - Wallace Road (FM 1925 to FM 490)	-	-	-	-	-	-	-	-
Fac Mgmt- Catwalk - Pct. 1-building add & renov	-	42,268	-	-	42,268	42,268	-	-
Fac Mgmt- Pct. 3 Maint building-building add & renov	-	41,950	-	-	41,950	41,950	-	-
Sanitation								
Pct. 3 Landfill - engineering services	700,000	2,229,850	-	-	2,229,850	2,229,850	-	-
Health and welfare								
Pct. 2 WIC/HHS building	-	1,746,499	-	-	1,746,499	1,746,499	-	-
Edinburg WIC - building add & renov	-	55,950	-	-	55,950	55,950	-	-
Mission WIC - building add & renov	-	85,825	-	-	85,825	85,825	-	-
Health Dept - Pharr	2,200,000	-	-	-	-	-	-	-
Health Dept - Edinburg	900,000	1,163,370	-	-	1,163,370	1,163,370	-	-
Health Dept - McAllen	200,000	167,109	-	-	167,109	167,109	-	-
Health Dept - Weslaco	200,000	184,731	-	-	184,731	184,731	-	-
Health Dept - vehicles	-	13,064	-	-	13,064	13,064	-	-
Health Dept - Mission	-	-	-	-	-	-	-	-
Health Dept - Elsa	-	-	-	-	-	-	-	-
Health Dept - Hidalgo	-	-	-	-	-	-	-	-
Fac Mgmt- Mansion	-	31,029	-	-	31,029	31,029	-	-
Culture - recreation								
Pct. 2 Parks - buildings	500,000	-	-	-	-	-	-	-
Pct. 1 Parks - Delta Lake building	-	150,638	-	-	150,638	150,638	-	-
Conservation of natural resources								
Texas Coop Extension - building R&M	-	72,984	-	-	72,984	72,984	-	-
Issuance costs								
Transfers out - Capital outlay	200,000	189,267	-	-	189,267	189,267	-	-
Transfers out - TXDOT	-	1,153,805	-	-	1,153,805	1,153,805	-	-
Transfers out - TXDOT	-	3,916,892	-	-	3,916,892	3,916,892	-	-
Total F1334 - Cert. of Oblig., Series 2004	30,022,272	36,358,036	-	-	36,358,036	36,358,036	-	-

County of Hidalgo, Texas
 Budget Status by Project
 Fund 1336 - Certificates of Obligation, Series 2006
 Project Inception to November 30, 2015

Expenditures and Other Financing Uses	Original Budget	Adjusted Budget	Expenditures			Total	Encumbrances	Balance
			Current Month	Current Year	Prior Years			
General government								
Pct. 2 - JP/Constables - buildings	-	1,371,505	-	-	1,371,505	1,371,505	-	-
Fac Mgmt - Courthouse - building R&M	-	899,382	-	-	899,382	899,382	-	-
Fac Mgmt - Crts/old Juvenile Detention-bldg add&renov	400,000	-	-	-	-	-	-	-
Fac Mgmt - Auxiliary CRT - building add & renov	-	45,752	-	-	45,752	45,752	-	-
Fac Mgmt - Election - building add & renov	-	380,377	-	-	380,377	380,377	-	-
IT Dept	365,000	221,403	-	-	221,403	221,403	-	-
Pct. 1 - Multi-Purpose Center - other structures	-	19,735	-	-	19,735	19,735	-	-
Pct. 4 - Criminal Justice Center - buildings	400,000	-	-	-	-	-	-	-
Fac Mgmt - Admin Building-100 E Cano-parking lot	3,500,000	8,217	-	-	8,217	8,217	-	-
Fac Mgmt - Other Major Buildings	850,000	54,215	-	-	54,215	54,215	-	-
Fac Mgmt - Courthouse Additional Parking Lot	-	7,324,919	-	-	7,324,919	7,324,919	-	-
Fac Mgmt - Admin Building-100 E Cano-bldg add&renov	-	2,270,927	-	-	2,270,927	2,270,927	-	-
Public safety								
Fac Mgmt - Constable Pct. 1 - building & other structures	-	1,040,468	-	-	1,040,468	1,040,468	-	-
Fac Mgmt - Sheriff - Evidence - building add & renov	-	40,280	-	-	40,280	40,280	-	-
Sheriff Substation Pct. 1 - buildings	3,000,000	2,940,811	-	-	2,940,811	2,940,811	-	-
Juvenile Detention Center	547,585	579,882	-	-	579,882	579,882	-	-
Highways and streets								
County wide	-	579,340	-	-	579,340	579,340	-	-
Pct. 1 - Mile 2 W (Mile 12 N to US83)	-	-	-	-	-	-	-	-
Pct. 1 - Roads	3,819,000	3,587,326	-	-	3,587,326	3,587,326	-	-
Pct. 1 - FM 493 (Mile 10 N to SH 107) - aid to other govt	-	1,538,487	-	-	1,538,487	1,538,487	-	-
Pct. 1 - Mile 10 N (Mile 4 W-E 1215') Widening	-	-	-	-	-	-	-	-
Pct. 1 - Mile 17 N (FM 88 to FM 1015)	-	20,008	-	-	20,008	20,008	-	-
Pct. 1 - Ridge Road (Cesar Chavez to Alamo)-aid to other govt	-	15,000	-	-	15,000	15,000	-	-
Pct. 1 - Mile 4 W (Mile 15 N to Mile 16 N)	-	-	-	-	-	-	-	-
Pct. 2 - Roads	2,000,000	1,043,580	-	-	1,043,580	1,043,580	-	-
Pct. 3 - Roads	3,828,000	1,900,982	-	-	1,900,982	1,900,982	-	-
Pct. 3 - La Homa Road (SH 495 to FM 1924)	-	1,132,516	-	-	1,132,516	1,132,516	-	-
Pct. 3 - Wallace Road (FM 1925 to FM 490)	-	-	-	-	-	-	-	-
Pct. 3 - Mile 3 N (Tomgill to FM 2221)	-	93,465	-	-	93,465	93,465	-	-
Pct. 3 - Mile 4 N (Tomgill to FM 2221)	-	241,356	-	-	241,356	241,356	-	-
Pct. 3 - Circle 6 Road (N & S of Mile 4N)	-	12,952	-	-	12,952	12,952	-	-
Pct. 3 - US 83/LA JOYA Relief Route	-	-	-	-	-	-	-	-
Pct. 4 - Sugar Road (Owassa to Trenton)	-	287,249	-	-	287,249	287,249	-	-
Pct. 4 - Roads	2,700,000	2,424,159	-	-	2,424,159	2,424,159	-	-
Pct. 4 - 10th Street (SH 107 to FM 1925)	-	919,077	-	-	919,077	919,077	-	-
Pct. 4 - Trenton Road (I RD to FM 493)	-	-	-	-	-	-	-	-
Pct. 4 - Wallace Road (FM 1925 to FM 490)	-	-	-	-	-	-	-	-
Pct. 4 - Drainage improvement project-heavy equipments	-	730,911	-	-	730,911	730,911	-	-
Pct. 4 - FM1925 (Kenyon-FM907)	-	429,600	-	-	429,600	429,600	-	-
Pct. 4 - Curry Estates Drainage	-	15,455	-	-	15,455	15,455	-	-
Pct. 1 - CR333 Bridge-ILA with Willacy	-	4,900	-	-	4,900	4,900	-	-
Sanitation								
Pct. 1 - Landfill	-	309,208	-	-	309,208	309,208	-	-
Pct. 3 - Landfill	-	684,689	-	-	684,689	684,689	-	-
Pct. 4 - Landfill	-	129,685	-	-	129,685	129,685	-	-
Health and welfare								
Health Dept - Pharr	-	-	-	-	-	-	-	-
Health Dept - Edinburg	-	126,715	-	-	126,715	126,715	-	-
Health Dept - McAllen	-	95,942	-	-	95,942	95,942	-	-
Health Dept - Weslaco	-	80,606	-	-	80,606	80,606	-	-
Health Dept - Other equipment	250,000	145,385	-	-	145,385	145,385	-	-
Health Dept - Mission	-	165,157	-	-	165,157	165,157	-	-
Health Dept - Elsa	-	22,557	-	-	22,557	22,557	-	-
Health Dept - Hidalgo	-	35,507	-	-	35,507	35,507	-	-
Mansion-building add & renov	-	450,069	-	-	450,069	450,069	-	-
Head Start Kitchen	-	771,140	-	-	771,140	771,140	-	-
Culture - recreation								
Pct. 4 - Sunflower Park	-	56,065	-	-	56,065	56,065	-	-
Urban and economic development								
Pct. 1 CRC Progreso - building add & renov	-	94,550	-	-	94,550	94,550	-	-
Issuance costs	611,282	611,282	-	-	611,282	611,282	-	-
Transfer Out - Capital Outlay	1,900,000	2,268,217	-	-	2,268,217	2,268,217	-	-
Transfer Out - TXDOT Projects	2,453,000	4,293,418	-	-	4,293,418	4,293,418	-	-
Total F1336 - Cert. of Oblig., Series 2006	26,623,867	42,514,426	-	-	42,514,426	42,514,426	-	-

County of Hidalgo, Texas
 Budget Status by Project
 Fund 1339 - Certificates of Obligation, Series 2009
 Project Inception to November 30, 2015

Expenditures and Other Financing Uses	Original Budget	Adjusted Budget	Expenditures			Total	Encumbrances	Balance
			Current Month	Current Year	Prior Years			
General Government								
Fac Mgmt- Admin Building - 100 E Cano - bldg add & renov	-	50,461	-	50,461	-	50,461	-	-
Highways and streets								
Pct. 1 machinery & equipment	-	380,832	-	380,832	-	380,832	-	-
Pct. 1 Drainage Improvement	2,856,000	1,216,133	-	-	1,216,133	1,216,133	-	-
Pct. 1 FM 493 (US 281 to BUS 83) - aid to other govt	1,144,000	1,129,000	-	-	1,129,000	1,129,000	-	-
Pct. 1 W Mile 4 W (Mile 12 N to Mile 13½ N) Drainage	-	499,632	-	-	499,632	499,632	-	-
Pct. 1 20 miles of 80.25 miles Drainage	-	967,221	-	-	967,221	967,221	-	-
Pct. 1 Pond (Mile 21 N & Mile 5½ W)	-	108,857	-	-	108,857	108,857	-	-
Pct. 1 Victoria (Mile 9½ N to Mile 12 N) - Road	-	-	-	-	-	-	-	-
Pct. 1 E Mile 4 W (US 281 to IBWC) Drainage	-	33,380	-	-	33,380	33,380	-	-
Pct. 1 W Mile 4 W (Mile 15 N to SH 107) Drainage	-	15,282	-	-	15,282	15,282	-	-
Pct. 1 Estancia Drainage	-	32,065	-	-	32,065	32,065	-	-
Pct. 1 Olivares #2 & Chapa #2 Drainage	-	38,135	-	-	38,135	38,135	-	-
Pct. 1 E Mile 4 W (Mile 12 N to Mile 13½ N) Drainage	-	49,847	-	-	49,847	49,847	-	-
Pct. 1 W Mile 4 W (SH 107 to FM 1925) Drainage	-	98,823	-	-	98,823	98,823	-	-
Pct. 1 W Mile 4 W (Mile 13½ N to Mile 15 N) Drainage	-	35,963	-	-	35,963	35,963	-	-
Pct. 1 W FM 493 (IBWC to US 83) Drainage	-	69,316	-	-	69,316	69,316	-	-
Pct. 1 W Mile 5 W (Mile 20 N to FM 2812) Drainage	-	16,400	-	-	16,400	16,400	-	-
Pct. 1 E Mile 4 W (Mile 13½ N to Mile 15 N) Drainage	-	16,773	-	-	16,773	16,773	-	-
Pct. 1 E Mile 4 W (Mile 10 N to Mile 12 N) Drainage	-	22,936	-	-	22,936	22,936	-	-
Pct. 1 E Mile 4 W (US 83 to Mile 10 N) Drainage	-	103,877	-	-	103,877	103,877	-	-
Pct. 1 E Mile 2 W (FM 1925 to FM 1921) Drainage	-	11,218	-	-	11,218	11,218	-	-
Pct. 1 E Mile 4 W (SH 107 to FM 1925) Drainage	-	60,949	-	-	60,949	60,949	-	-
Pct. 1 E Mile 4 W (Mile 15 N to SH 107) Drainage	-	13,036	-	-	13,036	13,036	-	-
Pct. 1 W Mile 4 W (IBWC to US 83) Drainage	-	163	-	-	163	163	-	-
Pct. 1 Bar Ditches	-	267,799	-	-	267,799	267,799	-	-
Pct. 1 La Villa Drain	-	58,507	-	-	58,507	58,507	-	-
Pct. 1 Weslaco Drain	-	7,301	-	-	7,301	7,301	-	-
Pct. 1 IBWC Floodway	-	20,280	-	-	20,280	20,280	-	-
Pct. 1 Mercedes Lateral	-	1,375	-	-	1,375	1,375	-	-
Pct. 1 HCCID#9 Drain Channel-Drainage	-	48,084	-	-	48,084	48,084	-	-
Pct. 1 Sioux Road (Tower to Val Verde)	-	4,577	-	4,577	-	4,577	-	-
Pct. 1 Mile 4 W (Mile 15 N to Mile 16N)	-	91,885	-	-	91,885	91,885	-	-
Pct. 1 Border Road (Mile 5 N to Mile 6 W) - Roads	-	234,830	-	234,830	-	234,830	-	-
Pct. 1 Mile 15 (Mile 6 W to FM 1015) - Roads	-	222,693	-	222,693	-	222,693	-	-
Pct. 1 Victoria Road (Mile 9½ N to Mile 10 N) - Road	-	50,409	-	50,409	-	50,409	-	-
Pct. 1 Palm Street - Roads	-	17,116	-	17,116	-	17,116	-	-
Pct. 2 Tower Road (Moore to Balli)	-	276,057	-	-	276,057	276,057	-	-
Pct. 2 Roads	-	118,048	-	-	118,048	118,048	-	-
Pct. 2 Tower Road Drainage (El Gato to Rancho Blanco)	-	549,619	-	-	549,619	549,619	-	-
Pct. 2 Drainage Improvement	4,000,000	274,168	-	-	274,168	274,168	-	-
Pct. 2 L.J. Drainage (S of Owassa)	-	805,127	-	-	805,127	805,127	-	-
Pct. 2 Cesar Chavez Drainage (1Mile E Tower)	-	894,386	-	-	894,386	894,386	-	-
Pct. 2 Southfork Estates Drainage	-	643,773	-	15,474	628,299	643,773	-	-
Pct. 2 L.J. Pond	-	330,688	-	-	330,688	330,688	-	-
Pct. 2 Tower Road Crossing-Drainage	-	68,429	-	-	68,429	68,429	-	-
Pct. 2 Minessota Drain Project	-	22,418	-	22,418	-	22,418	-	-
Pct. 3 La Homa (SH 495 to FM 1924) - Road	-	355,228	-	-	355,228	355,228	-	-
Pct. 3 Drainage Improvement	4,000,000	2,188,151	-	-	2,188,151	2,188,151	-	-
Pct. 3 Moore Field / Mile 5 N Drainage	-	108,617	-	-	108,617	108,617	-	-
Pct. 3 Prairie View Heights PH I Drainage	-	220,788	-	-	220,788	220,788	-	-
Pct. 3 Prairie View Heights PH II Drainage	-	21,243	-	-	21,243	21,243	-	-
Pct. 3 Stewart Road Outfall	-	134,725	-	-	134,725	134,725	-	-
Pct. 3 Acevedo Subd#4 & Monte Bonito Subd Outfall	-	147,912	-	-	147,912	147,912	-	-
Pct. 3 Bentsen Palm Drive-Drainage	-	386,774	-	-	386,774	386,774	-	-
Pct. 3 Mile 2 N & Abram Road-Drainage	-	144,470	-	-	144,470	144,470	-	-
Pct. 3 Moorefield-La Suena-Drainage	-	28,959	-	-	28,959	28,959	-	-
Pct. 4 Drainage Improvement	8,000,000	1,022,390	-	-	1,022,390	1,022,390	-	-
Pct. 4 Aguilar Pond	-	1,229,636	-	-	1,229,636	1,229,636	-	-
Pct. 4 Fike Pond	-	763,067	-	-	763,067	763,067	-	-
Pct. 4 Alamo Acres Pocket Drainage	-	125,967	-	-	125,967	125,967	-	-
Pct. 4 Damian Acres Pocket Drainage	-	123,597	-	-	123,597	123,597	-	-
Pct. 4 Diana Estates Pocket Drainage	-	36,643	-	-	36,643	36,643	-	-

County of Hidalgo, Texas
 Budget Status by Project
 Fund 1339 - Certificates of Obligation, Series 2009
 Project Inception to November 30, 2015

	Original Budget	Adjusted Budget	Expenditures			Total	Encumbrances	Balance
			Current Month	Current Year	Prior Years			
Expenditures and Other Financing Uses								
Pct. 4 Kaylen Heights Pocket Drainage	-	236,651	-	-	236,651	236,651	-	-
Pct. 4 Owassa Acres Pocket Drainage	-	2,250	-	-	2,250	2,250	-	-
Pct. 4 Tower Road (Alberta to Trenton) Pocket Drainage	-	10,300	-	-	10,300	10,300	-	-
Pct. 4 FM 2812 & FM 493 Pocket Drainage	-	4,800	-	-	4,800	4,800	-	-
Pct. 4 Holmes Road Pocket Drainage	-	4,000	-	-	4,000	4,000	-	-
Pct. 4 Dickerson Pond	-	3,765,447	-	-	3,765,447	3,765,447	-	-
Pct. 4 North Branch Drain	-	672,668	-	-	672,668	672,668	-	-
Pct. 4 San Carlos Drain	-	62,337	-	-	62,337	62,337	-	-
Pct. 4 Schunior Drain	-	65,050	-	-	65,050	65,050	-	-
Pct. 4 Curry Drain	-	97,289	-	-	97,289	97,289	-	-
Pct. 4 Tex - Mex Drain	-	7,500	-	-	7,500	7,500	-	-
Pct. 4 Alamo Brisas Pocket Drainage	-	67,278	-	-	67,278	67,278	-	-
Pct. 4 Alberta Road Pocket Drainage	-	-	-	-	-	-	-	-
Pct. 4 Hoehn Sub Pocket Drainage	-	13,900	-	-	13,900	13,900	-	-
Pct. 4 Tex - Mex Road & SH 107 Pocket Drainage	-	6,212	-	-	6,212	6,212	-	-
Pct. 4 Trenton & Alamo Road Pocket Drainage	-	9,145	-	-	9,145	9,145	-	-
Pct. 4 Owassa Road(Alamo-Cesar Chavez) Pocket Drainage	-	7,235	-	-	7,235	7,235	-	-
Pct. 4 Guerra Pond	-	248,159	-	-	248,159	248,159	-	-
Pct. 4 Verle Cray Curry Rd Pond	-	140,034	-	-	140,034	140,034	-	-
Pct. 4 Verle Cray Curve Rd Pond	-	121,718	-	-	121,718	121,718	-	-
Pct. 4 Dickerson Pond to Schunior Drain	-	49,200	-	-	49,200	49,200	-	-
Pct. 4 Diana Estates to Curry Drain	-	46,991	-	-	46,991	46,991	-	-
Pct. 4 Gonzalez Pond	-	145,066	-	-	145,066	145,066	-	-
Pct. 4 Hoehn Drain	-	43,390	-	-	43,390	43,390	-	-
Pct. 4 Tower Heights Drainage	-	5,919	-	-	5,919	5,919	-	-
Pct. 4 Bandera Estates Drainage	-	4,800	-	-	4,800	4,800	-	-
Pct. 4 Alamo & Mile 17½ Drainage	-	2,200	-	-	2,200	2,200	-	-
Pct. 4 Trenton Drain	-	90,982	-	-	90,982	90,982	-	-
Pct. 4 Four Queens Subdivision Drainage	-	5,695	-	-	5,695	5,695	-	-
Pct. 4 Faysville Pump	-	35,216	-	-	35,216	35,216	-	-
Pct. 4 Curry Estates Drainage	-	-	-	-	-	-	-	-
Pct. 1 CR333 Bridge - ICA With Willacy County	-	-	-	-	-	-	-	-
Culture - recreation								
Pct. 2 Lopezville Park	-	42,696	-	21,382	21,314	42,696	-	-
Pct. 4 Sunflower Park	-	16,081	-	488	15,593	16,081	-	-
Issuance costs	487,434	487,434	-	-	487,434	487,434	-	-
Transfers Out - TXDOT Projects	-	1,279,628	-	-	1,279,628	1,279,628	-	-
Total F1339 - Cert. of Oblig., Series 2009	20,487,434	24,813,309	-	1,020,679	23,792,629	24,813,309	-	-

	Original Budget	Adjusted Budget	Expenditures			Total	Encumbrances	Balance
			Current Month	Current Year	Prior Years			
By Departments								
Facilities Management - Building additions & renovations	-	50,461	-	50,461	-	50,461	-	-
Total Facilities Management	-	50,461	-	50,461	-	50,461	-	-
Pct. 1 Drainage Projects	2,856,000	3,813,353	-	-	3,813,353	3,813,353	-	-
Pct. 1 Road Projects	1,144,000	2,131,342	-	910,457	1,220,885	2,131,342	-	-
Pct. 1 Bridge Projects	-	-	-	-	-	-	-	-
Pct. 1 TXDOT Road Projects	-	103,058	-	-	103,058	103,058	-	-
Total Pct. 1	4,000,000	6,047,753	-	910,457	5,137,296	6,047,753	-	-
Pct. 2 Drainage Projects	4,000,000	3,588,609	-	37,892	3,550,718	3,588,609	-	-
Pct. 2 Road Projects	-	394,105	-	-	394,105	394,105	-	-
Pct. 2 TXDOT Road Projects	-	357,288	-	-	357,288	357,288	-	-
Pct. 2 Lopezville Park	-	42,696	-	21,382	21,314	42,696	-	-
Total Pct. 2	4,000,000	4,382,697	-	59,273	4,323,424	4,382,697	-	-
Pct. 3 Drainage Projects	4,000,000	3,381,639	-	-	3,381,639	3,381,639	-	-
Pct. 3 Road Projects	-	355,228	-	-	355,228	355,228	-	-
Pct. 3 TXDOT Road Projects	-	795,554	-	-	795,554	795,554	-	-
Total Pct. 3	4,000,000	4,532,421	-	-	4,532,421	4,532,421	-	-
Pct. 4 Drainage Projects	8,000,000	9,272,732	-	-	9,272,732	9,272,732	-	-
Pct. 4 Road Projects	-	-	-	-	-	-	-	-
Pct. 4 TXDOT Road Projects	-	23,728	-	-	23,728	23,728	-	-
Pct. 4 Sunflower Park	-	16,081	-	488	15,593	16,081	-	-
Total Pct. 4	8,000,000	9,312,541	-	488	9,312,053	9,312,541	-	-
Issuance costs	487,434	487,434	-	-	487,434	487,434	-	-
Total F1339 - Cert. of Oblig., Series 2009	20,487,434	24,813,309	-	1,020,679	23,792,629	24,813,309	-	-

County of Hidalgo, Texas
 Budget Status by Project
 Fund 1341 - Certificates of Obligation, Series 2009B&C
 Project Inception to November 30, 2015

Expenditures and Other Financing Uses	Original Budget	Adjusted Budget	Expenditures			Total	Encumbrances	Balance
			Current Month	Current Year	Prior Years			
Highways and streets								
Pct. 4 10th Street (SH 107 to FM 1925)	-	621,824	-	20,791	601,033	621,824	-	-
Pct. 4 FM 1925 (Kenyon to FM 907) - aid to other govt	-	245,265	-	51,642	120,185	171,827	69,233	4,205
Raymondville Drain	7,350,000	7,609,174	-	-	7,609,174	7,609,174	-	-
J-09 Drainage Project	2,750,000	1,255,521	-	-	1,243,079	1,243,079	12,442	-
HCDD#1 - machinery & equipment	2,014,242	1,652,625	-	-	1,649,635	1,649,635	2,990	-
Issuance costs	280,292	339,887	-	-	339,887	339,887	-	-
Transfer out - TXDOT	-	771,005	-	-	771,005	771,005	-	-
Total F1341 - Cert. of Oblig., Series 2009B&C	12,394,534	12,495,302	-	72,433	12,333,999	12,406,432	84,665	4,205

County of Hidalgo, Texas
 Budget Status by Project
 Fund 1342 - Certificates of Obligation, Series 2010A&B
 Project Inception to November 30, 2015

Expenditures and Other Financing Uses	Original Budget	Adjusted Budget	Expenditures			Total	Encumbrances	Balance
			Current Month	Current Year	Prior Years			
General government								
Pct. 2 JP/Constables - buildings	-	5,189	-	-	5,189	5,189	-	-
Fac Mgmt - Courthouse - 100 N Closner - bldg add&renov	3,615,000	-	-	-	-	-	-	-
Pct. 2 Tax Office - buildings	-	5,189	-	-	5,189	5,189	-	-
Pct. 4 CRC Sunflowers/SH107 - building	-	143,006	-	7,348	104,047	111,395	31,611	-
Pct. 4 Restitution Center - 1124 M. Road - bldg add & renov	-	226,124	-	1,409	224,715	226,124	-	-
Pct. 4 New Motor Pool - 1124 M. Road - buildings	-	268,906	-	-	263,488	263,488	5,050	368
Pct. 4 Linn San Manuel Emergency Facility - buildings	-	6,813	-	5,820	-	5,820	993	-
Ebony Plaza - 9805 N. 10th Street	-	1,085,393	-	-	1,085,393	1,085,393	-	-
Courthouse - buildings	-	848,351	-	-	848,351	848,351	-	-
Fac Mgmt - Admin Building - 100 E Cano - bldg add&renov	3,481,000	2,840,924	-	845,636	1,978,163	2,823,799	17,125	-
Fac Mgmt - Medplex - 1615 S Closner - buildings	2,850,000	-	-	-	-	-	-	-
Fac Mgmt - Courts Modular - buildings	-	2,613,576	-	-	2,584,477	2,584,477	29,099	-
Public safety								
Fac Mgmt - Constable Pct. 1 - building & other structures	-	226,148	-	19,782	182,554	202,336	23,813	-
Fac Mgmt - Morgue/old Juv Det-3100 S Bus 281-bldg add&renov	760,000	912,017	-	-	907,912	907,912	4,105	-
Sheriff Substation Pct. 1 - buildings	1,275,000	1,271,133	-	-	1,271,133	1,271,133	-	-
Highways and streets								
Pct. 1 Roads	3,817,994	1,151,935	-	-	1,151,935	1,151,935	-	-
Pct. 1 FM 493 (US 281 to BUS 83) - aid to other govt	-	566,680	-	-	566,680	566,680	-	-
Pct. 1 Mile 17 N (FM 88 to FM 1015) - roads	182,006	1,114,044	-	-	1,078,667	1,078,667	16,408	18,970
Pct. 1 Pleasantview (S. 11 to 34 st)	-	149,974	-	-	149,974	149,974	-	-
Pct. 1 Bar Ditches	-	256,133	-	-	256,133	256,133	-	-
Pct. 1 HCCID#9 Channels	-	146,036	-	-	146,036	146,036	-	-
Pct. 1 Colonia Lucero Del Norte	-	56,921	-	-	51,540	51,540	5,381	-
Pct. 1 Colonia Adams & Black	-	36,695	-	-	26,755	26,755	9,940	-
Pct. 1 Valdez (Armando to Drain Ditch) - roads	-	73,495	-	-	73,495	73,495	-	-
Pct. 1 Minnesota Road (Goolie to Dillon) - roads	-	66,112	-	-	66,112	66,112	-	-
Pct. 1 Mile 2 E (BUS83 to Mile 6 N) - roads	-	19,893	-	-	19,893	19,893	-	-
Pct. 1 Mile 9 N (Mile 2 W to Mile 3 W)	-	59,974	-	-	59,974	59,974	-	-
Pct. 1 Whalen Road (Bus 83 to Moore)	-	12,275	-	-	6,138	6,138	-	6,138
Pct. 1 Nopal St (Crockett to Bus 83)	-	1,624	-	-	-	-	-	1,624
Pct. 1 Sioux Road (Tower to Val Verde)	-	90,835	72,109	72,109	-	72,109	18,727	-
Pct. 2 New Admin Building	-	25,568	-	-	25,568	25,568	-	-
Pct. 2 Tower Road (Moore to Bali) - roads	1,200,000	300,075	-	-	288,705	288,705	-	11,370
Pct. 2 L.J. Drain (S of Owassa)	-	211,027	-	-	211,027	211,027	-	-
Pct. 2 Cesar Chavez Drain	-	276,544	-	-	276,544	276,544	-	-
Pct. 2 Tower Road (Owassa to Alamo City Limit) - roads	1,000,000	350,679	-	-	347,079	347,079	3,600	-
Pct. 2 Compound - mechanic shop - land	625,000	2,355,007	862	515,545	1,746,327	2,261,872	59,195	33,941
Pct. 2 Cesar Chavez (Owassa to Sioux) - roads	1,000,000	-	-	-	-	-	-	-
Pct. 2 Minnesota Drain	-	427,936	-	11,404	415,532	426,936	-	1,000
Pct. 3 La Homa Road (SH 495 to FM 1924)	2,600,000	983,000	1,845	25,810	867,293	893,103	89,380	517
Pct. 3 Drainage Improvement	-	-	-	-	-	-	-	-
Pct. 3 Stewart Road Outfall	-	93,674	-	-	-	-	-	93,674
Pct. 3 Admin Facilities - ROW/Planning - buildings	1,060,000	-	-	-	-	-	-	-
Pct. 3 Drainage Equipment Yard - land	275,000	288,741	-	-	288,741	288,741	-	-
Pct. 3 Mile 2 N (Moorefield to La Homa)-roads	-	532,863	-	7,800	487,177	494,977	37,885	-
Pct. 3 Mile 2 N (Moorefield to Inspiration) - aid to other govt	-	456,500	-	-	348,536	348,536	808	107,156
Pct. 3 Liberty/Tom Gill (US 83 to FM 2221) - roads	-	567,770	-	9,159	558,611	567,770	-	-
Pct. 3 US 83/La Joya Relief Route - aid to other govt	-	75,000	-	-	74,961	74,961	39	-
Pct. 4 Drainage Improvement	2,600,000	-	-	-	-	-	-	-
Pct. 4 Aguilar Pond	-	-	-	-	-	-	-	-
Pct. 4 Fike Pond	-	41,402	-	-	32,551	32,551	8,851	-
Pct. 4 Alamo Acres Pocket Drainage	-	-	-	-	-	-	-	-
Pct. 4 Damian Acres Pocket Drainage	-	-	-	-	-	-	-	-
Pct. 4 Diana Estates Pocket Drainage	-	53	-	-	53	53	-	-
Pct. 4 Kaylen Heights Pocket Drainage	-	4,864	-	-	4,864	4,864	-	-
Pct. 4 Dickerson Pond	1,400,000	2,741,569	-	-	2,741,569	2,741,569	-	-
Pct. 4 North Branch Drain	-	675,489	-	-	675,489	675,489	-	-
Pct. 4 San Carlos Drain	-	-	-	-	-	-	-	-
Pct. 4 Schunior Drain	-	43,260	-	-	43,260	43,260	-	-
Pct. 4 Curry Drain	-	14,891	-	-	14,891	14,891	-	-
Pct. 4 Tex - Mex Drain	-	2,400	-	-	2,400	2,400	-	-
Pct. 4 Alamo Brisas Pocket Drainage	-	35	-	-	35	35	-	-
Pct. 4 Hoehn Subdivision-Drainage	-	941	-	-	941	941	-	-
Pct. 4 Hoehn Drain	-	2,617	-	-	2,617	2,617	-	-
Pct. 4 Tower Heights Drainage	-	1,600	-	-	1,600	1,600	-	-

County of Hidalgo, Texas
 Budget Status by Project
 Fund 1342 - Certificates of Obligation, Series 2010A&B
 Project Inception to November 30, 2015

Expenditures and Other Financing Uses	Original Budget	Adjusted Budget	Expenditures			Total	Encumbrances	Balance
			Current Month	Current Year	Prior Years			
Pct. 4 Bandera Estates Drainage	-	1,317	-	-	1,317	1,317	-	-
Pct. 4 Trenton Drain	-	55,227	-	-	55,227	55,227	-	-
Pct. 4 Four Queens Subdivision Drainage	-	1,317	-	-	1,317	1,317	-	-
Pct. 4 Faysville Pump	-	117,532	-	-	117,532	117,532	-	-
Pct. 4 New shop-Doolittle	-	-	-	-	-	-	-	-
Pct. 4 FM 1925(Kenyon-FM 907)-aid to other gov't	-	480,697	-	-	480,697	480,697	-	-
Pct. 4 New Administration Building 2-Doolittle	-	-	-	-	-	-	-	-
Pct. 4 New Warehouse-Doolittle	-	-	-	-	-	-	-	-
Pct. 4 FM 1017(0.1M W-0.8M W of US 281)-aid to other gov't	-	144,475	-	-	143,389	143,389	1,086	-
Sanitation								
Pct. 3 Sanitation Collection Site	65,000	63,114	-	-	63,114	63,114	-	-
Health and welfare								
Pct. 2 WIC/HHS - buildings	-	10,378	-	-	10,378	10,378	-	-
Culture - recreation								
Pct. 2 Lopezville Park	175,000	268,159	-	-	268,159	268,159	-	-
Pct. 4 Linn-San Manuel Brewster Park	-	180,805	-	-	180,805	180,805	-	-
Issuance Costs	476,190	453,042	-	-	453,042	453,042	-	-
Transfers Out - Capital Outlay	-	870,814	-	-	659,895	659,895	-	210,919
Transfers Out - TXDOT Projects	-	1,224,264	-	-	979,963	979,963	-	244,301
Total F1342 - Cert. of Oblig., Series 2010A&B	28,457,190	28,600,043	74,815	1,521,821	25,985,149	27,506,970	363,096	729,977

By Departments	Original Budget	Adjusted Budget	Expenditures			Total	Encumbrances	Balance
			Current Month	Current Year	Prior Years			
Election Warehouse - Capital Outlay	-	225,000	-	-	225,000	225,000	-	-
Executive Office - Ebony Plaza	-	1,085,393	-	-	1,085,393	1,085,393	-	-
Executive Office - Courthouse	-	848,351	-	-	848,351	848,351	-	-
Facilities Mgmt	10,706,000	6,592,666	-	865,417	5,653,106	6,518,524	74,142	-
Sheriff Pct. 1 Substation	1,275,000	1,271,133	-	-	1,271,133	1,271,133	-	-
Total Other Departments	11,981,000	10,022,543	-	865,417	9,082,984	9,948,401	74,142	-
Pct. 1 Drainage Projects	-	402,169	-	-	402,169	402,169	-	-
Pct. 1 Road Projects	4,000,000	3,400,457	72,109	72,109	3,251,161	3,323,270	50,456	26,731
Pct. 1 TXDOT Road Projects	-	243,299	-	-	239,239	239,239	-	4,059
Total Pct. 1	4,000,000	4,045,924	72,109	72,109	3,892,569	3,964,678	50,456	30,791
Pct. 2 Drainage Projects	-	915,506	-	11,404	903,102	914,506	-	1,000
Pct. 2 Road Projects	3,200,000	650,754	-	-	635,783	635,783	3,600	11,370
Pct. 2 New Office Complex	-	46,325	-	-	46,325	46,325	-	-
Pct. 2 Mechanic Shop	625,000	2,355,007	862	515,545	1,746,327	2,261,872	59,195	33,941
Pct. 2 L.J. Park	175,000	268,159	-	-	268,159	268,159	-	-
Pct. 2 TXDOT Road Projects	-	206,306	-	-	93,588	93,588	-	112,719
Total Pct. 2	4,000,000	4,442,057	862	526,949	3,693,283	4,220,233	62,795	159,030
Pct. 3 Drainage Projects	275,000	382,415	-	-	288,741	288,741	-	93,674
Pct. 3 Road Projects	2,600,000	2,615,133	1,845	42,769	2,336,579	2,379,347	128,112	107,674
Pct. 3 ROW/Planning Buildings	1,060,000	-	-	-	-	-	-	-
Pct. 3 Sanitation Collection Site	65,000	63,114	-	-	63,114	63,114	-	-
Pct. 3 TXDOT Road Projects	-	769,649	-	-	647,136	647,136	-	122,513
Total Pct. 3	4,000,000	3,830,311	1,845	42,769	3,335,570	3,378,339	128,112	323,860
Pct. 4 CRC Sunflowers / SH 107 - buildings	-	143,006	-	7,348	104,047	111,395	31,611	-
Pct. 4 Restitution Center - 1124 M. Road - bldg add & renov	-	226,124	-	1,409	224,715	226,124	-	-
Pct. 4 New Motor Pool - 1124 M. Road - buildings	-	268,906	-	-	263,488	263,488	5,050	368
Pct. 4 Linn San Manuel Emergency Facility - buildings	-	6,813	-	5,820	-	5,820	993	-
Pct. 4 Drainage Projects	4,000,000	3,704,515	-	-	3,695,664	3,695,664	8,851	-
Pct. 4 Road Projects	-	625,172	-	-	624,086	624,086	1,086	-
Pct. 4 New Shop-Doolittle	-	-	-	-	-	-	-	-
Pct. 4 New Administration Building 2-Doolittle	-	-	-	-	-	-	-	-
Pct. 4 New Warehouse-Doolittle	-	-	-	-	-	-	-	-
Pct. 4 Linn-San Manuel Brewster Park	-	180,805	-	-	180,805	180,805	-	-
Pct. 4 Linn-San Manuel Emergency Facility	-	645,814	-	-	434,895	434,895	-	210,919
Pct. 4 TXDOT Road Projects	-	5,010	-	-	-	-	-	5,010
Total Pct. 4	4,000,000	5,806,166	-	14,577	5,527,701	5,542,278	47,591	216,297
Issuance costs	476,190	453,042	-	-	453,042	453,042	-	-
Total F1342 - Cert. of Oblig., Series 2010A&B	28,457,190	28,600,043	74,815	1,521,821	25,985,149	27,506,970	363,096	729,977

County of Hidalgo, Texas
 Budget Status by Project
 Fund 1345 - Certificates of Obligation, Series 2014
 Project Inception to October 31, 2015

Expenditures and Other Financing Uses	Original Budget	Adjusted Budget	Expenditures			Total	Encumbrances	Balance
			Current Month	Current Year	Prior Years			
General Government								
Pct. 3 - CRC - buildings	-	435,268	-	-	-	-	-	435,268
Fac Mgmt - Admin Building - 100 E Cano - bldg add&renov	-	21,718	4,431	4,431	-	4,431	2,924	14,364
Public Safety								
Jail - bldg add & renov	7,000,000	6,297,063	138,096	5,738,008	-	5,738,008	416,892	142,163
Highways and streets								
Pct. 1 - machinery & equipment	510,000	726,110	170,505	217,231	121,449	338,680	385,900	1,530
Pct. 1 - FM 493 (Mile 10 N - SH 107) - aid	-	150,463	-	21,030	-	21,030	129,434	-
Pct. 1 - Drainage Improvement - mach&equip	-	370	-	-	-	-	-	370
Pct. 1 - FM 493 (US 281 to BUS 83) - aid	-	15,000	-	-	-	-	15,000	-
Pct. 1 - Mile 12.5 N (FM88 - FM493) - aid	-	160,000	-	4,942	-	4,942	1,466	153,592
Pct. 1 - Sioux (Tower - Valverde) - roads	-	74,085	-	-	-	-	74,085	-
Pct. 1 - Mile 4 W (Mile 15 N - Mile 16 N) - roads	-	6,744	-	-	-	-	6,744	-
Pct. 1 - Border Rd (18th - 34th) - roads	-	965,170	-	-	-	-	965,170	-
Pct. 1 - 18th (Airport - FM1015) - roads	-	210,373	8,610	76,022	-	76,022	58,619	75,732
Pct. 1 - 10th N (Westgate - FM1015) - roads	-	53,037	-	-	-	-	-	53,037
Pct. 1 - Mile 15 (Mile 6 W - FM1015) - roads	-	60,924	4,453	56,217	-	56,217	30	4,676
Pct. 1 - Victoria Rd (Bus 83 - Exp83) - roads	-	291,185	-	-	-	-	93,501	197,685
Pct. 1 - Victoria Rd (Mile 9 1/2 - Mile 10) - roads	-	718	-	-	-	-	-	718
Pct. 1 - Spanish Palms (1015) - roads	-	324,499	-	18,690	-	18,690	298,040	7,770
Pct. 1 - Sioux (Tower - Audiemurphy) - roads	-	100,000	-	-	-	-	93,494	6,506
Pct. 1 - Norene (Mile 20 - Mile 19 1/2) - roads	-	120,313	-	-	-	-	52,813	67,500
Pct. 1 - Owassa (FM 907 - .2 Mile W 1423) - roads	-	51,000	-	-	-	-	-	51,000
Pct. 1 - Mile 2 East (Bus 83 - Mile 6 N) - roads	-	50,000	-	-	-	-	50,000	-
Pct. 1 - La Milpas Subdivision - roads	-	1,789	-	508	-	508	1,281	-
Pct. 1 - Lorenzana Subdivision - roads	-	4,003	-	-	-	-	-	4,003
Pct. 1 - Tijerina Estates - roads	-	4,594	-	-	-	-	4,594	-
Pct. 2 - Tower (Moore - Balli) - roads	-	4,781	-	-	-	-	4,781	-
Pct. 2 - Southfork Estases - drainage	-	165,549	45,687	123,884	-	123,884	18,169	23,496
Pct. 2 - Sioux (I Rd - Raul Longoria) - aid	-	487,079	25,525	25,525	-	25,525	393,587	67,967
Pct. 2 - Eldora - aid	-	73,768	11,045	67,040	-	67,040	1,049	5,679
Pct. 2 - machinery & equipment	-	55,582	-	54,921	-	54,921	603	58
Pct. 2 - Eldora (I69C - FM 907) - arch & eng	-	75,234	-	-	-	-	-	75,234
Pct. 2 - Eldora (I69C - Jackson) - arch & eng	-	75,234	-	-	-	-	-	75,234
Pct. 2 - Sioux (I Rd - Cesar Chavez) - arch & eng	-	75,234	-	-	-	-	-	75,234
Pct. 2 - US 83 to 2nd (10 - FM 2061) - arch & eng	-	75,234	-	-	-	-	-	75,234
Pct. 2 - Cesar Chavez (Bus 83 - Nolana Lp) - arch & eng	-	74,984	-	-	-	-	1,151,217	(1,076,233)
Pct. 2 - Mechanic Shop - buildings	-	40,466	-	-	-	-	-	40,466
Pct. 2 - Eldora (Jackson - I Rd) - aid	-	893,159	-	-	-	-	893,159	-
Pct. 3 - Drainage Improvement Project - other	-	172,958	-	-	-	-	-	172,958
Pct. 3 - Mile 3 N (FM495 - FM2221) - roads	-	1,583,862	49,000	677,772	-	677,772	903,128	2,962
Pct. 3 - Prairie View Heights Phase I - drainage	-	17,931	-	-	-	-	17,931	-
Pct. 3 - Prairie View Heights Phase II - drainage	-	114,283	-	-	-	-	47,434	66,848
Pct. 3 - Stewart Road Outfall - drainage	-	77,016	-	-	-	-	-	77,016
Pct. 3 - Veterans Blvd (SH495) - roads	-	462,000	-	-	-	-	-	462,000
Pct. 3 - Taylor Rd (US 83 - Mile 2) - roads	-	419,295	-	419,295	-	419,295	-	-
Pct. 3 - Texas Rd (Mile 8 - Mile 10) - roads	-	250,000	-	-	-	-	243,860	6,140
Pct. 3 - Doffing Rd (Mile 8.5 - Mile 9) - roads	-	100,000	-	-	-	-	-	100,000
Pct. 3 - FM 676 (SH 364 - Taylor) - roads	-	496,975	-	-	-	-	-	496,975
Pct. 4 - Curry Estates - drainage	-	1,325	-	-	-	-	1,325	-
Pct. 1 - CR333 Bridge - ICA With Willacy County	-	5,100	-	-	-	-	2,000	3,100
Culture - recreation								
Pct. 2 - Lopezville Park - land & improvements	-	241,451	-	-	-	-	9,035	232,416
Pct. 2 - Regional Linear Park - aid	-	1,374,479	-	-	-	-	594,961	779,518
Pct. 2 - Palmer Pavillion - buildings	-	55,000	-	-	-	-	54,925	75
Pct. 4 - Sunflower Park - improvements	-	16,558	-	-	-	-	1,891	14,668
Issuance costs	272,996	272,996	-	-	272,996	272,996	-	-
Transfer Out - TXDOT	-	3,629,588	-	-	-	-	-	3,629,588
Total F1345 - Cert. of Oblig., Series 2014	7,782,996	21,511,546	457,351	7,505,515	394,445	7,899,960	6,989,041	6,622,545

County of Hidalgo, Texas
 Budget Status by Project
 Fund 1347 - Certificates of Obligation, Series 2015A
 Project Inception to October 31, 2015

Expenditures and Other Financing Uses	Original Budget	Adjusted Budget	Expenditures			Total	Encumbrances	Balance
			Current Month	Current Year	Prior Years			
Highways and streets			-					
Pct. 1 - Mile 6 West (BUS 83 - SH 107) - roads	4,000,000	4,000,000	-	-	-	-	-	4,000,000
Pct. 2 - Cesar Chavez (Bus 83 - Nolana Lp) - roads	1,046,459	1,046,459	-	-	-	-	-	1,046,459
Pct. 3 - Liberty/Tom Gill (US 83 - FM2221) - aid	3,158,809	3,158,809	-	-	-	-	-	3,158,809
Pct. 3 - FM 676 (SH 364 - Taylor) - roads	496,975	496,975	-	-	-	-	-	496,975
Pct. 3 - South Detention Basin - drainage	344,216	344,216	-	-	-	-	-	344,216
Pct. 4 - 10th Street (SH 107 - FM 1925) - roads	1,476,517	1,476,517	-	-	-	-	-	1,476,517
Pct. 4 - FM 1925 (FM 907 - Sharp) - roads	1,230,864	1,230,864	-	-	-	-	-	1,230,864
Pct. 4 - Ware Rd (Mile 3 N - Mile 5 N) - roads	1,266,465	1,266,465	-	-	-	-	-	1,266,465
Pct. 4 - FM 1925 (1,500ft W 10th - Ware) - roads	681,350	681,350	-	-	-	-	-	681,350
Pct. 4 - Mile 5 (Taylor - Ware) - roads	671,870	671,870	-	-	-	-	-	671,870
Pct. 4 - Overpass (SH 107 & Schunior) - roads	458,525	458,525	-	-	-	-	-	458,525
Culture - recreation								
Pct. 2 - Regional Park	1,167,950	1,167,950	-	-	-	-	-	1,167,950
Issuance costs	-	-	220,922	230,422	-	230,422	-	(230,422)
Transfer Out - TXDOT	-	-	-	-	-	-	-	-
Total F1345 - Cert. of Oblig., Series 2014	16,000,000	16,000,000	220,922	230,422	-	230,422	-	15,769,579

County of Hidalgo, Texas
Project Summary
Precinct 1 - Roads
Project Inception to November 30, 2015

Funding Sources	Original Budget	Budget Amendment	Adjusted Budget	Total Expenditures	Encumbrance	Balance
F1331	3,500,000	518,236	4,018,236	4,018,236	-	-
F1332	3,500,000	(613,596)	2,886,404	2,886,404	-	-
F1334	1,800,000	(116,757)	1,683,243	1,683,243	-	-
F1336	3,819,000	(231,674)	3,587,326	3,587,326	-	-
F1339	-	380,832	380,832	380,832	-	-
F1342	3,817,994	(2,666,059)	1,151,935	1,151,935	-	-
F1345	510,000	216,110	726,110	724,579	1	1,530
Total	16,946,994	(2,512,908)	14,434,087	14,432,556	1	1,530

Vendor	Expenditures								Encumbrance	Total Expenditures + Encumbrance
	F1331	F1332	F1334	F1336	F1339	F1342	F1345	Total		
Act Pipe & Supply	-	-	-	14,539	-	825	-	15,364	-	15,364
Alamo Concrete Products Ltd.	-	-	-	-	-	10,240	-	10,240	-	10,240
Alamo Sales Corporation	-	-	-	-	-	102,000	-	102,000	-	102,000
Alcocer Garcia Associates Design Consulting	-	-	2,500	-	-	-	-	2,500	-	2,500
Anderson Equipment Co., Inc.	-	-	74,624	103,088	-	-	-	177,712	-	177,712
Chemical Lime, Ltd.	-	-	-	990	-	-	-	990	-	990
City of Mercedes	-	312,342	-	-	-	-	-	312,342	-	312,342
Closner Equipment Co.	-	-	-	266,615	-	-	-	266,615	-	266,615
Dirt Depot & Supplies, Inc.	520	-	-	-	-	-	-	520	-	520
Dogget Heavy Machinery Services, LLC	-	-	-	-	-	196,659	-	196,659	1	196,660
Dos Land Surveying	-	-	-	38,666	-	-	-	38,666	-	38,666
Dos Logistics, Inc.	-	-	-	88,057	-	-	-	88,057	-	88,057
Dubose Interests, LLC	-	-	-	10,810	-	-	-	10,810	-	10,810
EN-1 LLC DBA Roadbond Service Co.	-	-	28,243	-	-	-	-	28,243	-	28,243
Frontera Materials, Inc.	789,113	348,179	365,581	1,088,144	-	219,142	-	2,810,159	-	2,810,159
Guerra Construction Co.	-	-	-	-	-	499,930	-	499,930	-	499,930
Guzman & Munoz Engineering & Surveying	-	-	-	-	-	79,200	-	79,200	-	79,200
H & V Equipment, Inc.	-	-	52,681	143,022	-	-	-	195,703	-	195,703
Hanson Pipe & Precast, Inc.	-	-	-	1,392	-	17,012	-	18,404	-	18,404
Holt Texas, Ltd.	-	-	-	302,126	-	-	-	302,126	-	302,126
Hughes Supply, Inc.	20,990	6,474	-	-	-	-	-	27,464	-	27,464
Ingram Compaction, LLC	-	-	-	123,052	-	-	-	123,052	-	123,052
Internal Revenue Service	-	-	13,533	-	-	-	-	13,533	-	13,533
International Roadbond Ltd.	-	-	-	19,950	-	-	-	19,950	-	19,950
Javier Hinojosa Engineering	-	-	-	60,627	-	-	-	60,627	-	60,627
J.R. Construction	46,575	-	-	-	-	-	-	46,575	-	46,575
John Blackstead DBA PMI	-	-	75,192	-	-	-	-	75,192	-	75,192
John Deere Co.,	-	-	-	-	-	58,346	-	58,346	-	58,346
Koch Material Co.,	85,483	55,696	-	-	-	-	-	141,179	-	141,179
Lansdowne-Moody Co., Inc.	-	-	-	69,561	-	-	-	69,561	-	69,561
L & G Engineering Laboratory, LLC	-	-	-	29,386	-	3,969	-	33,354	-	33,354
Magic Valley Concrete, Ltd.	-	-	-	-	-	539	-	539	-	539
Martin Marietta Materials Southwest, Ltd.	-	-	-	82,812	-	17,229	-	100,041	-	100,041
M.C. Hauling Services	60,416	-	-	-	-	-	-	60,416	-	60,416
Moya Dump Truck	33,853	-	-	-	-	-	-	33,853	-	33,853
National Waterworks	-	-	8,428	2,502	-	-	-	10,930	-	10,930
Nueces Power Equipment	-	-	-	-	-	-	45,000	45,000	-	45,000
Pavement Markings, Inc.	92,430	46,533	46,989	63,690	-	11,965	-	261,607	-	261,607
Performance Grade Asphalt, LLC	-	-	13,464	61,547	-	-	-	75,011	-	75,011
Philpott Motors, Ltd.	-	-	-	22,540	-	-	-	22,540	-	22,540
Power Pro Concrete Cutting, LLC	-	-	-	1,288	-	-	-	1,288	-	1,288
PSI Professional Services Industries	-	3,893	-	-	-	-	-	3,893	-	3,893
Professional Service Industries, Inc.	-	4,222	10,618	-	-	-	-	14,840	-	14,840
Quintanilla, Headly & Associates, Inc.	353,356	-	-	-	-	-	-	353,356	-	353,356
Raba-Kistner Consultants, Inc.	1,397	-	-	-	-	-	-	1,397	-	1,397
Rental Service Corporation	1,640	-	-	-	-	-	-	1,640	-	1,640
Rio Valley Pipe, LLC	-	-	9,357	1,544	-	11,695	-	22,596	-	22,596
Rodriguez Engineering	700,940	303,944	85,938	259,862	-	-	-	1,350,684	-	1,350,684
Rush Truck Center	-	-	135,566	257,152	380,832	-	469,913	1,243,463	-	1,243,463
S & G Paving Co.,	488,042	1,147,810	300,099	-	-	-	-	1,935,951	-	1,935,951
Sascon, Inc.	337,042	360,596	-	-	-	-	-	697,638	-	697,638
Seiver Implement Co.,	-	-	57,129	-	-	-	-	57,129	-	57,129
Superior Disposal Systems	-	18,000	-	-	-	-	-	18,000	-	18,000
TEDSI Infrastructure Group, Inc.	645,781	-	258,989	-	-	-	-	904,769	-	904,769
Texas Department of Transportation	-	4,000	-	-	-	-	-	4,000	-	4,000
The Monitor	6,429	2,622	1,462	-	-	-	-	10,512	-	10,512
Triple R Trucking, Inc.	158,736	-	-	-	-	-	-	158,736	-	158,736
United Rentals Inc.	-	-	-	-	-	-	13,007	13,007	-	13,007
Universal Truckers, Inc.	187,126	237,008	138,895	473,412	-	75,094	-	1,111,536	-	1,111,536
Valley Caliche Products, Inc.	4,164	35,083	-	-	-	-	-	39,247	-	39,247
Valley Boring Service, LLC	-	-	-	-	-	44,750	-	44,750	-	44,750
Varmicon Industries, Inc.	4,206	-	3,958	952	-	-	-	9,116	-	9,116
Total	4,018,236	2,886,404	1,683,243	3,587,326	380,832	1,151,935	724,579	14,432,556	1	14,432,557

County of Hidalgo, Texas
Project Summary
Precinct 2 - Roads
Project Inception to November 30, 2015

Funding Sources	Original Budget	Budget Amendment	Adjusted Budget	Total Expenditures	Encumbrance	Balance
F1331	3,500,000	(1,592,409)	1,907,591	1,907,591	-	-
F1332	1,500,000	(1,343,480)	156,520	156,520	-	-
F1336	2,000,000	(956,420)	1,043,580	1,043,580	-	-
F1339	-	118,048	118,048	118,048	-	-
Total	7,000,000	(3,774,261)	3,225,739	3,225,739	-	-

Vendor	Expenditures					Encumbrance	Total Expenditures + Encumbrance
	F1331	F1332	F1336	F1339	Total		
Alonzo, Assencion & Maria	10,500	-	-	-	10,500	-	10,500
Anderson Equipment Co., Inc	-	-	103,088	-	103,088	-	103,088
Atlas & Hall, LLP	135	-	-	-	135	-	135
BD Holt Co.	-	-	14,103	118,048	132,151	-	132,151
Bill Granot, Inc.	129,637	-	-	-	129,637	-	129,637
Cantu, Mr. & Mrs. Jose C.	13,500	-	-	-	13,500	-	13,500
Central Ready Mix Concrete	2,324	-	-	-	2,324	-	2,324
Connect Infrastructure & Development	18,375	-	-	-	18,375	-	18,375
Contech Construction	81,852	-	-	-	81,852	-	81,852
Delta Specialties Supply	1,320	-	-	-	1,320	-	1,320
Frontera Materials, Inc.	113,635	-	-	-	113,635	-	113,635
H & V Equipment, Inc.	137,131	-	31,757	-	168,888	-	168,888
Hi-Tech Irrigation Inc.	3,437	-	-	-	3,437	-	3,437
Hidalgo County Irrigation	5,095	-	-	-	5,095	-	5,095
Holt Rental Services	676	-	-	-	676	-	676
Holt Texas	-	-	265,513	-	265,513	-	265,513
J-III Concrete Co, Inc.	740	-	-	-	740	-	740
Jimenez, Fernando & Norma	21,261	-	-	-	21,261	-	21,261
KVS Family Limited	40,552	-	-	-	40,552	-	40,552
Lansdowne-Moody Co, Inc	-	-	98,610	-	98,610	-	98,610
Leonel Garza, Jr. & Associates, LLC	14,200	-	-	-	14,200	-	14,200
Lowe's Bus. Account	243	-	-	-	243	-	243
Martinez, Mr. & Mrs. Alberto C.	6,680	-	-	-	6,680	-	6,680
Martin Farm & Ranch Supply	921	-	-	-	921	-	921
McAllen Construction	32,740	-	-	-	32,740	-	32,740
McCoy's Building Supply	1,339	-	-	-	1,339	-	1,339
Montalvo & Ramirez, Law Office of	28,330	-	-	-	28,330	-	28,330
National Waterworks	976	-	-	-	976	-	976
Noe Gonzalez, JNR	1,000	-	-	-	1,000	-	1,000
R. Gutierrez Engineering	62,154	-	-	-	62,154	-	62,154
Rio Valley Pipe, Ltd.	37,950	-	-	-	37,950	-	37,950
Rush Truck Center	-	156,520	259,184	-	415,704	-	415,704
S & G Paving Co.	928,415	-	-	-	928,415	-	928,415
Schuster, Carl & Morley	23,137	-	-	-	23,137	-	23,137
Sea Garden Sales DBA SGS Industrial	42	-	-	-	42	-	42
Shepler's	1,180	-	-	-	1,180	-	1,180
South Texas Land Investigations	25,850	-	-	-	25,850	-	25,850
The Home Depot CRC	643	-	-	-	643	-	643
Texas Department of Transportation	18,531	-	-	-	18,531	-	18,531
Tully A. Mayer Limited	14,992	-	-	-	14,992	-	14,992
Universal Truckers, Inc.	70,171	-	-	-	70,171	-	70,171
Valley Caliche Products, Inc.	737	-	-	-	737	-	737
Valley Hardware Co., Inc.	40	-	-	-	40	-	40
Varmicon Industries, Inc.	43,933	-	-	-	43,933	-	43,933
Vasquez, Exiquio & Irma	2,772	-	-	-	2,772	-	2,772
W.T. Liston Company	10,448	-	-	-	10,448	-	10,448
Waukesha-Pearce Industries, Inc.	-	-	271,325	-	271,325	-	271,325
Total	1,907,591	156,520	1,043,580	118,048	3,225,739	-	3,225,739

County of Hidalgo, Texas
Project Summary
Precinct 3 - Roads
Project Inception to November 30, 2015

Funding Sources	Original Budget	Budget Amendment	Adjusted Budget	Total Expenditures	Encumbrance	Balance
F1331	3,500,000	142,690	3,642,690	3,642,690	-	-
F1332	3,248,400	(1,389,299)	1,859,101	1,859,101	-	-
F1334	2,800,000	(2,582,385)	217,615	217,615	-	-
F1336	3,828,000	(1,927,018)	1,900,982	1,900,982	-	-
Total	13,376,400	(5,756,012)	7,620,388	7,620,388	-	-

Vendor	Expenditures				Total	Encumbrance	Total Expenditures + Encumbrance
	F1331	F1332	F1334	F1336			
A & E Paving Construction	8,617	-	-	-	8,617	-	8,617
Anderson Equipment Co., Inc.	-	170,694	-	-	170,694	-	170,694
Art's A & A Truck City USA	-	26,600	-	-	26,600	-	26,600
Asphalt Zipper Inc.	-	-	-	91,807	91,807	-	91,807
Atlas & Hall, LLP, Trustee	-	-	200,020	-	200,020	-	200,020
Benny's Caliche Hauling Service	-	42,627	-	-	42,627	-	42,627
Brigg's Equipment	-	26,000	-	-	26,000	-	26,000
Closner Construction Co.	63,558	-	-	-	63,558	-	63,558
Cooper Equipment Company	65,358	-	-	-	65,358	-	65,358
Dallas Mack Sales LP	-	75,218	-	-	75,218	-	75,218
Dickson Equipment Co., Inc.	-	25,367	-	-	25,367	-	25,367
Doggett Heavy Machinery Services, Ltd.	-	-	-	645,286	645,286	-	645,286
Frontera Materials, Inc.	123,606	178,878	-	-	302,484	-	302,484
Grafco Texas, Inc.	-	32,944	-	-	32,944	-	32,944
Hinojosa Engineering, Inc.	-	81,694	-	-	81,694	-	81,694
Holt Texas Ltd. DBA Holt Power Systems	-	-	-	467,840	467,840	-	467,840
Houghes Supply, Inc.	8,654	-	-	-	8,654	-	8,654
Houston-Galveston Area Council	-	38,167	-	-	38,167	-	38,167
Javier Hinojosa Engineering	329,421	-	-	-	329,421	-	329,421
J.C. Brown, Inc.	-	48,688	-	-	48,688	-	48,688
J.M. Construction, Inc.	-	-	-	204,722	204,722	-	204,722
Jimmy Closner & Sons Construction Co.	342,590	-	-	-	342,590	-	342,590
John Deere Government & National Sales	10,990	62,031	-	54,259	127,280	-	127,280
Koch Material Co.	10,435	-	-	-	10,435	-	10,435
La Joya Water Supply Corp.	-	-	3,225	-	3,225	-	3,225
L & G Consulting Engineers, Inc.	1,038	107,456	-	3,822	112,316	-	112,316
L & R Precast Concrete Works, Inc.	10,820	-	-	-	10,820	-	10,820
Mission Paving Co., Inc.	318,963	76,935	-	-	395,898	-	395,898
National Waterworks	8,820	-	-	-	8,820	-	8,820
Pavement Markings, Inc.	26,553	8,735	-	2,565	37,853	-	37,853
Perez Fence Inc.	-	-	14,370	-	14,370	-	14,370
Philpott Motors, Ltd.	14,869	35,988	-	-	50,857	-	50,857
Raba-Kistner Consultants, Inc.	13,437	3,368	-	-	16,805	-	16,805
R.B. Everett	-	48,408	-	-	48,408	-	48,408
Rio Valley Pipe, LLC	902	-	-	-	902	-	902
Rush Truck Center Pharr Peterbilt	91,619	230,073	-	399,496	721,188	-	721,188
Sascon, Inc.	-	353,204	-	-	353,204	-	353,204
S & G Paving Co.	1,230,426	80,472	-	-	1,310,898	-	1,310,898
Superior Disposal Systems	50,000	-	-	-	50,000	-	50,000
Triple R Trucking, Inc.	35,859	8,434	-	-	44,294	-	44,294
Universal Truckers, Inc.	5,636	-	-	-	5,636	-	5,636
Valley Caliche Products, Inc.	842,097	74,119	-	31,185	947,401	-	947,401
Varmicon Industries, Inc.	28,421	-	-	-	28,421	-	28,421
Vermeer Equipment of Texas, Inc.	-	23,000	-	-	23,000	-	23,000
Total	3,642,690	1,859,101	217,615	1,900,982	7,620,388	-	7,620,388

County of Hidalgo, Texas
Project Summary
Precinct 4 - Roads
Project Inception to November 30, 2015

Funding Sources	Original Budget	Budget Amendment	Adjusted Budget	Total Expenditures	Encumbrance	Balance
F1331	3,500,000	-	3,500,000	3,500,000	-	-
F1332	1,500,000	(140,103)	1,359,897	1,359,897	-	-
F1334	1,200,000	(1,200,000)	-	-	-	-
F1336	2,700,000	(275,841)	2,424,159	2,424,159	-	-
F1345	-	913,179	913,179	-	-	913,179
Total	8,900,000	(1,615,944)	7,284,056	7,284,056	-	-

Vendor	Expenditures						Encumbrance	Total Expenditures + Encumbrance
	F1331	F1332	F1334	F1336	F1345	Total		
A & E Paving Construction	6,623	-	-	-	-	6,623	-	6,623
Acosta, Felipe & Berta	4,690	-	-	-	-	4,690	-	4,690
Aguirre & Patterson Inc.	250	-	-	-	-	250	-	250
Air Burners, LLC	-	-	-	122,763	-	122,763	-	122,763
Atlas & Hall, LLP	-	5,724	-	-	-	5,724	-	5,724
Caldwell Country Chevrolet	-	-	-	88,346	-	88,346	-	88,346
Cantu, Mr. & Mrs. Jose Javier	-	22,455	-	-	-	22,455	-	22,455
Cardenas, Alonzo	-	1,000	-	-	-	1,000	-	1,000
Closner Construction Co.	7,973	-	-	-	-	7,973	-	7,973
Cooper Equipment Company	-	-	-	39,636	-	39,636	-	39,636
Eagle Asphalt Products, Inc.	9,639	-	-	-	-	9,639	-	9,639
Esparza Pest Control	6,010	-	-	-	-	6,010	-	6,010
FESCO, Ltd.	22,500	-	-	-	-	22,500	-	22,500
Frontera Materials, Inc.	506,702	126,228	-	150,190	-	783,120	-	783,120
Garza, Abraham & Nora V.	3,160	-	-	-	-	3,160	-	3,160
Garza, Eliobardo & Maria	4,000	-	-	-	-	4,000	-	4,000
Heina, Marion D. & Lana Sue	-	39,600	-	-	-	39,600	-	39,600
Hidalgo County Pct. 4	(292)	-	-	-	-	(292)	-	(292)
Holt Texas, Ltd.	-	-	-	1,035,211	-	1,035,211	-	1,035,211
Hughes Supply, Inc.	25,030	52,442	-	-	-	77,472	-	77,472
Ibarra, Ignacio & Minerva	3,930	-	-	-	-	3,930	-	3,930
Interstate Trailers, Inc.	-	-	-	49,633	-	49,633	-	49,633
JCJJI, LTD	35,640	-	-	-	-	35,640	-	35,640
J.E. Saenz & Associates, Inc.	-	149,202	-	-	-	149,202	-	149,202
Jenny Durbin Trucking	23,000	-	-	-	-	23,000	-	23,000
Juan D. Salinas, III	-	2,500	-	-	-	2,500	-	2,500
Koch Material Co.	8,024	-	-	-	-	8,024	-	8,024
La Iglesia Central de Edinburg	10,780	-	-	-	-	10,780	-	10,780
Law Offices of M. Mario Garcia, P.C.	-	1,000	-	-	-	1,000	-	1,000
Leonel Garza Jr. & Associates, LLC	750	-	-	-	-	750	-	750
Livesay Law Office	-	1,000	-	-	-	1,000	-	1,000
L & G Engineering Laboratory, LLC	-	3,394	-	-	-	3,394	-	3,394
L & R Precast Concrete Works, Inc.	-	1,465	-	-	-	1,465	-	1,465
Longhorn Paving	6,000	-	-	-	-	6,000	-	6,000
Martin Marietta Materials	29,335	-	-	-	-	29,335	-	29,335
Millenium Engineers Group, Inc.	-	15,939	-	-	-	15,939	-	15,939
Millison Paving Co., Inc.	1,153,602	435,783	-	-	-	1,589,385	-	1,589,385
MSGM, LLC	11,600	-	-	-	-	11,600	-	11,600
National Waterworks	-	15,680	-	-	-	15,680	-	15,680
Pavement Markings, Inc.	64,265	23,074	-	9,880	-	97,220	-	97,220
Performance Grade Asphalt, LLC	-	10,392	-	4,501	-	14,893	-	14,893
Philpott Motors, Ltd.	-	-	-	68,912	-	68,912	-	68,912
Quintanilla, Headley & Associates, Inc.	565,505	-	-	-	-	565,505	-	565,505
Raba-Kistner Consultants	6,019	-	-	-	-	6,019	-	6,019
Ramirez, Lizbeth	-	1,000	-	-	-	1,000	-	1,000
Ramirez, Pilar N.	-	2,500	-	-	-	2,500	-	2,500
Rio Valley Pipe, Ltd.	-	10,650	-	-	-	10,650	-	10,650
Rodriguez, Robert Jr.	-	1,000	-	-	-	1,000	-	1,000
Romco Equipment Co.	-	-	-	148,798	-	148,798	-	148,798
Roy's Hauling Service, Inc.	540,367	150,096	-	-	-	690,463	-	690,463
Rush Truck Centers of Texas, LP	-	-	-	616,688	-	616,688	-	616,688
RRR Development, LP	23,460	-	-	-	-	23,460	-	23,460
Saenz Paving	40,644	-	-	-	-	40,644	-	40,644
Salazar, Roberto	-	1,000	-	-	-	1,000	-	1,000
Salinas, Juan D. III, County Clerk	-	10,000	-	-	-	10,000	-	10,000
Sascon, Inc.	13,300	94,905	-	-	-	108,205	-	108,205
Sector Investments, LLC	13,330	-	-	-	-	13,330	-	13,330
Sesin Engineering	5,714	-	-	-	-	5,714	-	5,714
Share Corp.	-	952	-	-	-	952	-	952
Shuaib, Said Ali & Tawhid	10,490	-	-	-	-	10,490	-	10,490
South Texas Land Investigations	5,000	1,475	-	-	-	6,475	-	6,475
Tamez, Fernando & Maria	9,750	-	-	-	-	9,750	-	9,750
TEDSI Infrastructure Group, Inc.	148,000	-	-	-	-	148,000	-	148,000
Texas Dept of Transportation	1,392	-	-	-	-	1,392	-	1,392
Texas Eastern Transmission, LP	-	15,749	-	-	-	15,749	-	15,749
The Monitor	5,842	5,916	-	-	-	11,758	-	11,758
Triple R Realty & Appraisal Service, Inc.	19,561	1,575	-	-	-	21,136	-	21,136
United Contracting, Inc.	73,284	-	-	-	-	73,284	-	73,284
Unique Utilities Construction	21,995	-	-	-	-	21,995	-	21,995
Universal Truckers Inc.	4,490	2,276	-	-	-	6,766	-	6,766
Valley Caliche Products, Inc.	14,790	145,923	-	-	-	160,712	-	160,712
Valley Land Title Co. Ltd.	26,942	-	-	-	-	26,942	-	26,942
Varmicon Industries, Inc.	6,915	8,003	-	-	-	14,918	-	14,918
Wirtgen America Inc.	-	-	-	89,600	-	89,600	-	89,600
Total	3,500,000	1,359,897	-	2,424,159	-	7,284,056	-	7,284,056

County of Hidalgo, Texas
 Project Summary
 Transfers Out - Capital Outlay
 Project Inception to November 30, 2015

Funding Sources	Original Budget	Budget Amendment	Adjusted Budget	Total Expenditures	Balance
F1303	87,803	462,571	550,374	87,321	463,053
F1332	-	1,112,441	1,112,441	1,112,441	-
F1334	-	1,153,805	1,153,805	1,153,805	-
F1336	1,900,000	368,217	2,268,217	2,268,217	-
F1342	-	870,814	870,814	659,895	210,919
Total	1,987,803	3,967,848	5,955,652	5,281,680	673,972

Project	Expenditures					Total Expenditures
	F1303	F1332	F1334	F1336	F1342	
Bennet Building	-	-	251,335	27,566	-	278,901
Horizon Building	-	-	18,214	-	-	18,214
Election Warehouse	-	-	-	-	225,000	225,000
New Adult Probation Building	-	37,852	-	205,936	-	243,788
Old K-Mart Building	-	114,777	884,256	2,034,715	-	3,033,748
Pct. 4 Linn San Manuel Emergency Facility	87,321	-	-	-	434,895	522,217
Pct. 4 New Offices	-	959,812	-	-	-	959,812
Total	87,321	1,112,441	1,153,805	2,268,217	659,895	5,281,680

County of Hidalgo, Texas
 Project Summary
 Transfers Out - TXDOT Projects
 Project Inception to November 30, 2015

Funding Sources	Original Budget	Budget Amendment	Adjusted Budget	Total Expenditures	Balance
F1303	1,716,057	268,959	1,985,016	1,537,441	447,576
F1331	-	889,050	889,050	852,022	37,029
F1332	-	2,505,130	2,505,130	2,505,130	-
F1334	-	3,916,892	3,916,892	3,916,892	-
F1336	2,453,000	1,840,418	4,293,418	4,293,418	-
F1339	-	1,279,628	1,279,628	1,279,628	-
F1341	-	771,005	771,005	771,005	-
F1342	-	1,224,264	1,224,264	979,963	244,301
F1345	-	2,716,409	2,716,409	-	2,716,409
F1347	-	913,179	913,179	-	913,179
Total	4,169,057	16,324,934	20,493,991	16,135,499	4,358,493

Project	Pct	Expenditures										Total Expenditures		
		F1303	F1331	F1332	F1334	F1336	F1339	F1341	F1342	F1345	F1347			
CO WIDE (Traffic Signals)	CO WIDE	-	-	-	19,407	12,473	-	-	-	-	-	-	-	31,880
11TH Street Bridge	1	-	-	-	-	701	-	-	-	-	-	-	-	701
CR 342 Bridge (Charles Green Rd)	1	-	-	-	-	4,590	-	-	-	-	-	-	-	4,590
CR 684 Bridge (Mile 4N Rd)	1	-	-	-	12,317	-	-	-	-	-	-	-	-	12,317
CR 804 Bridge (Mile 12N Rd)	1	-	-	-	-	5,130	-	-	-	-	-	-	-	5,130
CR 825 Bridge (Mile 2W Rd)	1	-	-	-	-	7,091	-	-	-	-	-	-	-	7,091
CR 855 Bridge (Mile 4 1/2W Rd)	1	-	-	-	-	6,750	-	-	-	-	-	-	-	6,750
FM 88 (Mile12N-FM1925)	1	-	-	-	785,512	70,000	4,988	-	-	-	-	-	-	860,499
FM 493 (US281-BUS83)	1	-	-	-	-	-	-	-	17,778	-	-	-	-	17,778
Mile 2 W. Rd (Mile12N-SH107)	1	-	-	-	99,715	-	-	-	-	-	-	-	-	99,715
Mile 2 W. Rd (US83-Mile12N)	1	-	158,708	-	-	354,841	98,071	289,888	221,461	-	-	-	-	1,122,969
Mile 6 W. Rd (Mile 9N-SH107)	1	-	-	-	-	98,308	-	-	-	-	-	-	-	98,308
CR 790 Bridge (Moore Rd)	2	-	-	-	27,635	-	-	-	-	-	-	-	-	27,635
Dicker Rd (SP115-FM2061)	2	81,165	1,076	-	-	8,314	-	481,117	1,300	-	-	-	-	572,972
FM 907 S. Outfall	2	-	-	-	-	837,978	-	-	-	-	-	-	-	837,978
FM 2061 (Dicker-Mission Floodway)	2	-	147,998	-	-	-	-	-	-	-	-	-	-	147,998
Nolana Loop (FM1426-FM88)	2	-	-	-	-	-	62,500	-	-	-	-	-	-	62,500
North "I" Rd (FM495-Owassa)	2	-	117,706	1,618,545	3,066	-	10,572	-	-	-	-	-	-	1,749,889
South McColl (Orangewood-Dicker)	2	-	-	147,947	340,000	40,812	281,016	-	92,288	-	-	-	-	902,063
Sugar Rd (Sioux-Owassa)	2	-	-	50,243	-	-	-	-	-	-	-	-	-	50,243
Thomas Rd (Jackson-Stewart)	2	-	162,225	-	-	-	-	-	-	-	-	-	-	162,225
BUS 83 PH I (US83-FM1427)	3	-	26,103	-	-	-	-	-	-	-	-	-	-	26,103
BUS 83 PH I Outfall	3	-	-	-	87,521	-	48,000	-	-	-	-	-	-	135,521
BUS 83 PH II (FM1427-Showers)	3	-	13,200	-	-	-	-	-	-	-	-	-	-	13,200
BUS 83 PH III (Showers-Penitas)	3	-	21,450	-	-	-	-	-	-	-	-	-	-	21,450
FM 681 (SH107-FM2221/FM492)	3	-	-	-	-	1,295,150	445,693	-	81,333	-	-	-	-	1,822,176
FM 1924 PH I (FM494-SH107)	3	-	-	476,567	118	-	-	-	-	-	-	-	-	476,685
FM 1924 PH I Outfall	3	-	-	-	815,421	-	-	-	-	-	-	-	-	815,421
FM 1924 PH II (SH107-FM492)	3	-	-	-	761,160	18,073	3,574	-	-	-	-	-	-	782,807
FM 1924 PH II Outfall	3	-	-	-	-	554,911	-	-	-	-	-	-	-	554,911
FM 2221/ FM 492 (FM681-SH364)	3	-	-	-	-	894,085	50,797	-	72,770	-	-	-	-	1,017,651
Mile 2 N. Rd (Moorefield-La Homa)	3	-	13,295	-	-	-	42,525	-	56,945	-	-	-	-	112,765
SH 364 (SH495-FM1924)	3	-	-	-	-	-	186,099	-	436,089	-	-	-	-	622,188
SH 495 Underpass/Abram	3	-	-	11,030	822,121	-	3,691	-	-	-	-	-	-	836,841
US 83 Palmview	3	-	98,463	-	-	6,499	-	-	-	-	-	-	-	104,962
10th Street (SH107-FM1925)	4	1,032,976	-	-	-	-	-	-	-	-	-	-	-	1,032,976
N Alamo Road	4	34,200	-	-	-	-	-	-	-	-	-	-	-	34,200
FM 2128 (SH107-US281)	4	-	86,798	-	-	-	-	-	-	-	-	-	-	86,798
FM 2128 Drainage	4	-	-	200,798	-	-	-	-	-	-	-	-	-	200,798
North "I" Rd (Owassa-US281)	4	-	5,000	-	142,900	40,576	8,401	-	-	-	-	-	-	196,877
Ware Rd (Mile 3N-Mile 5N)	4	389,100	-	-	-	37,136	33,702	-	-	-	-	-	-	459,938
Total		1,537,441	852,022	2,505,130	3,916,892	4,293,418	1,279,628	771,005	979,963					16,135,499