

**Hidalgo County Auditor's Office**  
**Approval of Check Register as Summarized Below**  
 August 9th, 2016

Bank Account	Fund	Start Ck #	End Ck #	Next Ck #	Amount
01	General Fund	437968	438734	438735	5,563,026.65
02	Special Revenue	413824	414251	414252	2,001,672.82
04	Capital Projects	16923	16942	16943	438,397.01
05	Trust & Agency	25323	25354	25355	1,035,601.32
07	Proprietary	6232	6243	6244	23,981.22
15	Urban County	31116	31129	31130	98,149.55

Total checks 9,160,828.57

**Ach Withdrawals for:**

General Fund	ITEMS:	7	2,825,113.64
Trust & Agency Funds	ITEMS:	8	1,282,831.95
Payroll Fund	ITEMS:	4	3,488,283.37
Proprietary Funds	ITEMS:	2	1,243,046.66

Total withdrawals: 8,839,275.62

**Bank Internal Transfer for:**

General Fund	ITEMS:	6	6,218,964.41
Special Revenue Funds	ITEMS:	7	1,986,818.61
Proprietary Funds	ITEMS:	2	41,613.43
Urban Co	ITEMS:	2	2,049,408.90

Total transfers: 10,296,805.35

Total electronic payments: 19,136,080.97

Grand Total: 28,296,909.54

The aforementioned bills listed hereto have been approved  
 for payment by the Hidalgo County Commissioner's Court  
 witnessed on this the 9th day of August, 2016

Ramon Garcia  
 Co. Judge Hidalgo County

Car-m. Ilean  
 Co. Comm., Pct. No. 3


A.C. Allez  
 Co. Comm., Pct No. 1

Josep Palacios  
 Co. Comm., Pct. No. 4

Eddie U  
 Co. Comm., Pct. No. 2

APPROVED BY  
 COMMISSIONERS COURT  
 8/9/16

# COUNTY *of* HIDALGO



HIDALGO COUNTY AUDITOR'S OFFICE  
 Hidalgo County Administration Building  
 2808 South Business Highway 281  
 Edinburg, Texas 78539-6243  
 PHONE: (956) 318-2511  
 FAX: (956) 318-2577  
 WEBSITE: [www.co.hidalgo.tx.us/auditor](http://www.co.hidalgo.tx.us/auditor)

EDINBURG, TEXAS 78539


## MEMORANDUM

**TO:** The Commissioner's Court of Hidalgo County, Texas  
**FROM:** The Office of the Hidalgo County Auditor  
**DATE:** August 8, 2016

Request for placement on the Commissioner's Court Consent Agenda of August 9, 2016 for the purpose of approving payment of the following claims:

<u>FUND</u>	<u>FROM CLAIM NO.</u>	<u>TO CLAIM NO.</u>	<u>AMOUNT</u>
GENERAL	437968	438734	\$ 5,563,026.65
GENERAL	ACH WITHDRAWALS		\$ 2,825,113.64
GENERAL	BANK INTERNAL TRANSFER		\$ 6,218,964.41
SPECIAL REVENUE	413824	414251	\$ 2,001,672.82
SPECIAL REVENUE	BANK INTERNAL TRANSFER		\$ 1,986,818.61
CAPITAL PROJECTS	16923	16942	\$ 438,397.01
TRUST & AGENCY	25323	25354	\$ 1,035,601.32
TRUST & AGENCY	ACH WITHDRAWALS		\$ 1,282,831.95
PAYROLL FUND	ACH WITHDRAWALS		\$ 3,488,283.37
PROPRIETARY	6232	6243	\$ 23,981.22
PROPRIETARY	ACH WITHDRAWALS		\$ 1,243,046.66
PROPRIETARY	BANK INTERNAL TRANSFER		\$ 41,613.43
URBAN COUNTY	BANK INTERNAL TRANSFER		\$ 2,049,408.90
URBAN COUNTY	31116	31129	\$ 98,149.55

The above mentioned claims have been audited, and I furthermore certify that funds exist within the various county departments and accounts for the payment of said claims.

  
 Hidalgo County Auditor

  
 Date

### HIDALGO COUNTY DISTRICT JUDGES

LUIS M. SINGLEBERRY  
 JUDGE, 52<sup>ND</sup> D.C.

RODOLFO DELGADO  
 JUDGE, 93<sup>RD</sup> D.C.

J. R. "BOBBY" FLORES  
 JUDGE, 139<sup>TH</sup> D.C.

ROSE GUERRA REYNA  
 JUDGE, 206<sup>TH</sup> D.C.

JUAN R. PARTIDA  
 JUDGE, 275<sup>TH</sup> D.C.

MARIO E. RAMIREZ, JR.  
 JUDGE, 332<sup>ND</sup> D.C.

NOE GONZALEZ  
 JUDGE, 370<sup>TH</sup> D.C.  
 OVERSEER

LETICIA LOPEZ  
 JUDGE, 389<sup>TH</sup> D.C.

AIDA SALINAS FLORES  
 JUDGE, 398<sup>TH</sup> D.C.


ISRAEL RAMON, JR.  
 JUDGE, 430<sup>TH</sup> D.C.

JESSE CONTRERAS  
 JUDGE, 449<sup>TH</sup> D.C.

# ***Hidalgo County, Texas***

## **Monthly Financial Report (Unaudited and Unadjusted) (Excluding Related Agencies & Component Unit)**

May 31, 2016



Prepared by the Office of the County Auditor  
Raymundo Eufrazio, C.P.A.


# Hidalgo County, Texas

## Monthly Financial Report (Unaudited and Unadjusted) May 31, 2016

### Table of Contents

County Auditor's Letter of Transmittal .....	<i>i</i>
Section 1 - Financial Statements	
Consolidated Balance Sheet - All Fund Types and Account Groups.....	1
Statement of Revenues, Expenditures and Changes in Fund Balances - Governmental Funds.....	2
Section 2 - Other Supplementary Information	
Schedule of Cash Receipts and Disbursements.....	3
Schedule of Interfund Transfers.....	5
Schedule of Long-Term Debt Outstanding.....	6
Schedule of Debt Requirements.....	6
Section 3 - Budget Status	
Summary of Revenues and Expenditures - Budget to Actual - By Fund.....	7
Statement of Revenues, Expenditures and Changes in Fund Balances - Budget to Actual - General Fund.....	9
Budget Status by Department - General Fund.....	10
Budget Status by Project - Capital Outlay Fund.....	13
Budget Status by Project - Tax Notes, Series 2007.....	14
Budget Status by Project - Sale of Capital Assets funded by C.O. ....	15
Budget Status by Project - Tax Notes, Series 2014.....	17
Budget Status by Project - TXDOT Projects Fund.....	18
Budget Status by Project - Certificates of Obligation, Series 1998.....	19
Budget Status by Project - Certificates of Obligation, Series 2000.....	20
Budget Status by Project - Certificates of Obligation, Series 2001.....	21
Budget Status by Project - Certificates of Obligation, Series 2002.....	23
Budget Status by Project - Certificates of Obligation, Series 2004.....	24
Budget Status by Project - Certificates of Obligation, Series 2006.....	25
Budget Status by Project - Certificates of Obligation, Series 2009.....	26
Budget Status by Project - Certificates of Obligation, Series 2009B&C.....	28
Budget Status by Project - Certificates of Obligation, Series 2010A&B.....	29
Budget Status by Project - Certificates of Obligation, Series 2014.....	31
Budget Status by Project - Certificates of Obligation, Series 2015A.....	32
Project Summary - Precinct 1-Roads.....	33
Project Summary - Precinct 2-Roads.....	34
Project Summary - Precinct 3-Roads.....	35
Project Summary - Precinct 4-Roads.....	36
Project Summary - Transfers Out-Capital Outlay.....	37
Project Summary - Transfers Out-TXDOT Projects.....	38

# COUNTY *of* HIDALGO



HIDALGO COUNTY AUDITOR'S OFFICE  
Hidalgo County Administration Building  
2808 South Business Highway 281  
Edinburg, Texas 78539-6243  
PHONE: (956) 318-2511  
FAX: (956) 318-2577  
WEBSITE: [www.co.hidalgo.tx.us/auditor](http://www.co.hidalgo.tx.us/auditor)

EDINBURG, TEXAS 78539

August 9, 2016

The Honorable District Judges of Hidalgo County and the Honorable Members of the Hidalgo County Commissioners Court

The unaudited and unadjusted Monthly Financial Report of Hidalgo County, Texas, for the month ended May 31, 2016 is hereby submitted as required by Sections 114.023-.025 of the Local Government Code. This report was prepared by the County Auditor's staff and is intended for informational purposes only. This report does not contain financial information for the County's related agencies (Community Service Agency, Head Start Program, and Urban County), component unit (Drainage District No. 1), or the various officials trust and agency funds. Financial information for the County's related agencies and component unit is compiled annually by the independent auditors for inclusion in the County's Comprehensive Annual Financial Report

The Monthly Financial Report is presented in three sections: Financial Statements, Other Supplementary Information and Budget Status. The Financial Statement section contains a Consolidated Balance Sheet for all fund types and account groups and a Statement of Revenues, Expenditures and Changes in Fund Balances for governmental fund types. The Other Supplementary Information section contains information on receipts and disbursements, interfund transfers and long-term debt outstanding. The Budget Status section contains budget to actual comparisons by fund type for governmental funds, and general fund expenditures and transfers out budget to actual comparison by department.

Should you have any questions concerning this report, please do not hesitate to contact the County Auditor's Office at (956) 318-2511 extension 4669.

Respectfully submitted,

  
Raymundo Eufrazio, C.P.A.  
County Auditor

## HIDALGO COUNTY DISTRICT JUDGES

LUIS W. SINGLETERY  
JUDGE, 9<sup>TH</sup> D.C.

RODOLFO DELGADO  
JUDGE, 13<sup>TH</sup> D.C.

J. R. BOBBY FLORES  
JUDGE, 15<sup>TH</sup> D.C.

ROSE GUERRA REYNA  
JUDGE, 26<sup>TH</sup> D.C.

JUAN R. PARTIDA  
JUDGE, 27<sup>TH</sup> D.C.

MARIO E. RAMIREZ, JR.  
JUDGE, 31<sup>ST</sup> D.C.

NOE GONZALEZ  
JUDGE, 37<sup>TH</sup> D.C.  
OVERSEER

LETICIA LOPEZ  
JUDGE, 38<sup>TH</sup> D.C.

AIDA SALINAS FLORES  
JUDGE, 39<sup>TH</sup> D.C.

ISRAEL RAMON, JR.  
JUDGE, 43<sup>RD</sup> D.C.

JESSE CONTRERAS  
JUDGE, 44<sup>TH</sup> D.C.

# **Financial Statements**

County of Hidalgo, Texas  
Consolidated Balance Sheet  
All Fund Types and Account Groups  
May 31, 2016

	Governmental Fund Types				Proprietary Fund Types			Fund Types			Account Groups		Totals (Memo Only) May 31, 2016
	General	Special Revenue	Capital Projects	Debt Service	Enterprise	Internal Service	Trust & Agency	Capital Assets	General Long-Term Debt				
<b>ASSETS AND OTHER DEBITS</b>													
<b>Assets:</b>													
Cash	-	44,692,055	-	8,612,080	941,924	-	5,516,009	-	-	-	-	59,762,067	
Investments	162,164,321	24,000,000	21,990,000	9,746,000	-	-	2,153,502	-	-	-	-	220,053,823	
Receivables (net of allowance for uncollectibles)	37,048,724	39,178	11,039	4,615,648	-	1,062	-	-	-	-	-	41,715,652	
Due from other governments	2,700,797	5,025,658	4,461,261	-	-	1,855,498	-	-	-	-	-	12,187,715	
Due from other funds	-	-	-	211,202	-	-	-	-	-	-	-	2,066,699	
Due from component unit	-	117	-	-	-	-	-	-	-	-	-	117	
Inventories	773,760	-	-	-	-	-	-	-	-	-	-	773,760	
Prepaid items	2,399,045	4,617	-	-	-	194,640	-	-	-	-	-	2,598,302	
Advances to other funds	101,225	10,400	-	-	-	150,000	-	-	-	-	-	261,625	
Other assets	-	-	-	-	-	-	-	-	-	-	-	-	
Capital assets (net of accum deprt)	-	-	-	-	1,001,093	-	4,367,326	-	-	-	-	44,629,109	
Land	-	-	-	-	-	-	-	-	-	-	-	-	
Infrastructure	-	-	-	-	-	-	-	-	-	-	-	-	
Buildings	-	-	-	-	-	-	-	-	-	-	-	-	
Improvements other than buildings	-	-	-	-	-	-	-	-	-	-	-	-	
Machinery and equipment	-	-	-	-	-	-	-	-	-	-	-	-	
Construction in progress	-	-	-	-	-	33,834	-	-	-	-	-	18,800,315	
Amount available for retirement of long-term debt	-	-	-	-	-	-	-	-	-	-	-	102,466,532	
Amount to be provided for retirement of long-term debt	-	-	-	-	-	-	-	-	18,569,282	-	-	18,569,282	
<b>Total assets</b>	<b>205,187,872</b>	<b>73,772,025</b>	<b>26,462,300</b>	<b>23,184,930</b>	<b>1,943,017</b>	<b>2,235,034</b>	<b>12,036,837</b>	<b>751,713,714</b>	<b>159,142,414</b>	<b>177,711,696</b>	<b>-</b>	<b>1,274,247,425</b>	

	Governmental Fund Types				Proprietary Fund Types			Fund Types			Account Groups		Totals (Memo Only) May 31, 2016
	General	Special Revenue	Capital Projects	Debt Service	Enterprise	Internal Service	Trust & Agency	Capital Assets	General Long-Term Debt				
<b>LIABILITIES, EQUITY AND OTHER CREDITS</b>													
<b>Liabilities:</b>													
Bank overdraft	11,365,156	-	99,262	-	-	572,433	-	-	-	-	-	12,036,851	
Accounts payable	635,423	(34,232)	15,348	-	1,388	-	2,291,902	-	-	-	-	2,909,829	
Vouchers payable	-	-	-	-	-	-	-	-	-	-	-	-	
Claims and judgments	-	-	-	-	-	-	-	-	-	-	-	-	
Retainage payable	-	11,971	337,953	-	-	-	1,140,306	-	-	-	-	4,603,306	
Arbitrage payable	-	-	-	-	-	-	-	-	-	-	-	349,924	
Due to other funds	4,439,260	362,480	-	-	-	-	-	-	-	-	-	6,657,931	
Due to other governments	776,857	1,826,159	-	-	-	-	1,856,191	-	-	-	-	2,603,016	
Due to others	3,641	-	-	-	-	-	-	-	-	-	-	3,641	
Due to component unit	176,831	3,864	-	-	-	-	-	-	-	-	-	180,695	
Held in escrow	1,546,108	6,209	-	-	-	-	6,520,830	-	-	-	-	8,073,146	
Unearned revenues	106,000	8,194,043	-	-	-	-	-	-	-	-	-	8,300,043	
Unavailable revenues	39,997,871	1,098,055	3,413,805	4,615,648	-	-	-	-	-	-	-	49,125,379	
Undistributed receipts	28,253,241	-	-	-	-	-	-	-	-	-	-	28,253,241	
Capital lease payable	-	-	-	-	-	7,228	-	-	-	-	-	7,228	
General oblig bonds payable	-	-	-	-	-	-	-	-	172,950,000	-	-	172,950,000	
Notes payable	-	-	-	-	1,604,979	-	-	-	4,761,696	-	-	4,761,696	
Closure and post-closure costs	-	-	-	-	1,606,367	4,042,662	-	-	-	-	-	1,604,979	
<b>Total liabilities</b>	<b>87,300,386</b>	<b>11,468,549</b>	<b>3,866,368</b>	<b>4,615,648</b>	<b>1,606,367</b>	<b>4,042,662</b>	<b>11,809,229</b>	<b>751,713,714</b>	<b>177,711,696</b>	<b>-</b>	<b>-</b>	<b>302,420,904</b>	

	Governmental Fund Types				Proprietary Fund Types			Fund Types			Account Groups		Totals (Memo Only) May 31, 2016
	General	Special Revenue	Capital Projects	Debt Service	Enterprise	Internal Service	Trust & Agency	Capital Assets	General Long-Term Debt				
<b>Equity and other credits:</b>													
Net investment in capital assets	-	-	-	-	1,001,093	26,606	-	751,713,714	-	-	-	752,714,414	
Unrestricted	-	-	-	-	(731,345)	(1,984,234)	-	-	-	-	-	(2,715,578)	
Nonspendable	1,110,090	10,400	-	-	-	150,000	-	-	-	-	-	1,270,490	
Restricted	3,888,283	62,293,075	-	-	66,902	-	-	-	-	-	-	66,248,260	
Committed	-	-	-	-	-	-	-	-	-	-	-	18,569,282	
Assigned	1,960,260	-	22,595,932	18,569,282	-	-	-	-	-	-	-	24,556,192	
Unassigned	110,928,852	-	-	-	-	-	227,608	-	-	-	-	111,156,460	
<b>Total equity and other credits</b>	<b>117,887,486</b>	<b>62,303,475</b>	<b>22,595,932</b>	<b>18,569,282</b>	<b>336,650</b>	<b>(1,807,627)</b>	<b>227,608</b>	<b>751,713,714</b>	<b>-</b>	<b>-</b>	<b>-</b>	<b>971,826,520</b>	
<b>Total liabilities, equity and other credits</b>	<b>205,187,872</b>	<b>73,772,025</b>	<b>26,462,300</b>	<b>23,184,930</b>	<b>1,943,017</b>	<b>2,235,034</b>	<b>12,036,837</b>	<b>751,713,714</b>	<b>177,711,696</b>	<b>-</b>	<b>-</b>	<b>1,274,247,425</b>	

This statement was prepared primarily on the cash basis of accounting.

County of Hidalgo, Texas  
Statement of Revenues, Expenditures and Changes in Fund Balance  
Governmental Funds  
For the Fifth Month Ended May 31, 2016

	General	Special Revenue	Capital Projects	Debt Service	Total Governmental Funds
<b>Revenues</b>					
Taxes	131,032,457	3,499	-	17,019,977	148,055,933
Licenses and permits	663,991	2,711,266	-	-	3,375,257
Intergovernmental revenues	1,986,631	11,133,031	877,010	239,333	14,236,005
Charges for services	5,565,110	3,821,566	-	-	9,386,676
Fines & forfeitures	113,925	3,759,493	-	-	3,873,419
Special assessments	-	1,050,809	-	-	1,050,809
Interest earnings	30,724	67,734	41,635	5,439	145,532
Miscellaneous	681,811	89,121	-	-	770,932
<b>Total revenues</b>	<b>140,074,649</b>	<b>22,636,520</b>	<b>918,645</b>	<b>17,264,749</b>	<b>180,894,563</b>
<b>Expenditures</b>					
General government					
Judicial	12,841,603	1,698,528	-	-	14,540,131
Executive	1,092,736	-	-	-	1,092,736
Elections	1,052,581	148,992	-	-	1,201,573
Financial administration	8,918,683	107,003	-	-	9,025,687
Other	2,810,944	-	11,391	-	2,822,335
Public safety					
Police	11,988,586	2,876,545	890,899	-	15,756,030
Fire	215,144	-	-	-	215,144
Corrections	13,030,839	6,620,314	3,899	-	19,655,052
Other protection	182,073	-	-	-	182,073
Highways and streets	5,726	8,596,325	5,230,435	-	13,832,486
Sanitation	2,088,025	-	-	-	2,088,025
Drainage	-	-	-	-	-
Health and welfare	9,474,561	16,208,653	-	-	25,683,214
Culture and recreation	1,255,141	44,954	142,334	-	1,442,430
Conservation	298,206	-	-	-	298,206
Urban and economic development	283,729	-	-	-	283,729
Debt service					
Principal	-	-	-	-	-
Interest and fiscal agent fees	1,541	-	-	3,191,789	3,193,330
Issuance costs	-	-	-	-	-
Advance refunding escrow	-	-	-	-	-
Intergovernmental expenditures	-	1,787,190	-	-	1,787,190
<b>Total expenditures</b>	<b>65,540,118</b>	<b>38,088,504</b>	<b>6,278,958</b>	<b>3,191,789</b>	<b>113,099,370</b>
Excess (deficiency) of revenues over (under) expenditures	74,534,530	(15,451,984)	(5,360,313)	14,072,960	67,795,193
<b>Other financing sources (uses):</b>					
Sale of capital assets	-	116,409	-	-	116,409
General long-term debt issued	-	-	-	-	-
Long-term notes issued	-	-	-	-	-
Transfers in	-	3,587,338	91,051	-	3,678,389
Transfers out	(3,433,937)	(153,401)	(91,051)	-	(3,678,389)
Payment to refunded bond escrow agent	-	-	-	-	-
<b>Total other financing sources (uses)</b>	<b>(3,433,937)</b>	<b>3,550,346</b>	<b>-</b>	<b>-</b>	<b>116,409</b>
Excess (deficiency) of revenues and other financing sources over (under) expenditures and other financing uses	71,100,593	(11,901,638)	(5,360,313)	14,072,960	67,911,601
<b>Fund balance at December 31, 2015</b>	<b>46,697,866</b>	<b>71,238,115</b>	<b>27,456,908</b>	<b>4,435,330</b>	<b>149,828,218</b>
Prior period adjustments	-	-	-	-	-
<b>Fund balance at December 31, 2015, as restated</b>	<b>46,697,866</b>	<b>71,238,115</b>	<b>27,456,908</b>	<b>4,435,330</b>	<b>149,828,218</b>
Adjusting journal entries	89,027	2,966,999	499,336	60,992	3,616,355
<b>Fund balance ended May 31, 2016</b>	<b>117,887,486</b>	<b>62,303,475</b>	<b>22,595,932</b>	<b>18,569,282</b>	<b>221,356,175</b>

This statement was prepared primarily on the cash basis of accounting.

**Other Supplementary  
Information**

County of Hidalgo, Texas  
Schedule of Cash Receipts and Disbursements  
May 31, 2016

Fund	Beginning Balance May 1, 2016	Receipts	Disbursements	Ending Balance May 31, 2016
<b>General Fund</b>				
1100 General Fund	4,614,706	21,242,318	37,222,179	(11,365,156)
<b>Total General Fund</b>	<b>4,614,706</b>	<b>21,242,318</b>	<b>37,222,179</b>	<b>(11,365,156)</b>
<b>Special Revenue Funds</b>				
1200 Road & Bridge County Wide	4,762,929	5,390,950	2,194,109	7,959,769
1212 Parks Precinct No. 2	-	-	-	-
1220 LEOSE	73,564	-	2,450	71,114
1221 District Attorney Motor Vehicle Theft	32	-	-	32
1222 District Attorney Bad Check Processing	41,592	5,795	8,811	38,576
1223 District Attorney Investigations H.B. 65	866,628	58,528	107,951	817,205
1224 Drug Abuse Prevention and Rehabilitation	37,702	699	-	38,402
1225 Pretrial Intervention Prgm Fund	50,021	82,297	31,137	101,181
1226 Sheriff Investigations	18,897	-	-	18,897
1227 Sheriff Investigations H.B. 65	166,747	466	23,848	143,365
1228 Sheriff Equitable Sharing - Treasury Funds	(146,167)	396	124,288	(270,059)
1229 Sheriff Equitable Sharing - Justice Funds	(42,805)	653	8,041	(50,193)
1230 Constable Pct. 3 Investigations H.B. 65	20,477	-	-	20,477
1231 Constable Pct. 4 Investigations H.B. 65	85,143	-	265	84,878
1232 Constable Pct. 5 Investigations H.B. 65	-	-	-	-
1233 Constable Pct. 1 Investigations H.B. 65	4,972	-	-	4,972
1234 County Child Abuse Prevention	36,788	889	-	37,676
1235 District Clerk Records Management & Preservation	64,605	20,944	-	85,550
1236 District Clerk Title IV-D	24,549	210	-	24,759
1237 County Clerk Records Management & Preservation	874,887	274,669	28,091	1,121,465
1238 County Records Management & Preservation	(26,924)	98,908	5,031	66,952
1239 Court Reporter Service	15,150	53,821	21,222	47,749
1240 Juvenile Delinquency Prevention	4,549	221	-	4,769
1241 Courthouse Security	(174,536)	422,001	73,624	173,842
1242 Justice Court Technology	(209,567)	57,157	11,560	(163,970)
1243 Contributions	48,639	1,274	3,049	46,863
1245 Justice Court Building Security	(42,871)	13,657	-	(29,214)
1246 Tax Assessor-Collector Special Vehicle Inventory	214,889	910,670	2,619	1,122,941
1247 Law Library	118,606	126,022	19,408	225,219
1249 County Indigent Health Care	-	-	-	-
1250 Supplemental Court Guardianship	82,521	3,480	9,169	76,833
1251 HIDTA Chapter 59	1,351,375	466	25,962	1,325,879
1252 HIDTA US Treasury	(83,419)	529	9,401	(92,290)
1253 HIDTA Other States	(71,897)	93	12,590	(84,394)
1254 HIDTA US Justice	48,221	828	13,542	35,507
1255 County & District Court Technology	43,551	5,683	-	49,234
1256 DA US Department of Justice	143,932	-	2,640	141,291
1257 Constable Pct.3 Treasury	11,982	-	9,504	2,478
1258 Local Provider Participation	32,467,866	124,429	-	32,592,295
1259 Constable Pct.4 Federal Sharing - Treasury	30,859	-	-	30,859
1260 Constable Pct.2 Chapter 59	4,755	-	-	4,755
1261 Constable Pct.4 Federal Sharing - DOJ	11,704	-	-	11,704
1280 Designated Purpose Grants - Level 0	553,386	186	-	553,573
1281 Designated Purpose Grants - Level 1	(194,574)	111,101	58,290	(141,764)
1282 Designated Purpose Grants - Level 2	(34,356)	28,161	5,121	(11,317)
1283 Designated Purpose Grants - Level 3	220,885	1,843	67,377	155,351
1284 Designated Purpose Grants - Level 4	(1,346,861)	1,553,519	504,032	(297,374)
1285 Designated Purpose Grants - Level 5	(99,634)	32,608	33,039	(100,065)
1286 Designated Purpose Grants - Level 6	-	-	-	-
1287 Designated Purpose Grants - Level 7	-	-	-	-
1289 Designated Purpose Grants - Level 9	(113,440)	127,467	68,228	(54,201)
1291 HIDTA Grants	(186,012)	4,984	43,510	(224,538)
1292 WIC Grants	(2,022,930)	902,368	957,961	(2,078,523)
1293 Health Department Grants	51,609	292,358	396,618	(52,650)
1294 Juvenile Probation Department Grants	742,333	38,547	315,007	465,873
1295 Post Adjudication Juvenile Boot Camp	(244,707)	62,486	175,277	(357,498)
1296 Juvenile Probation Title IV-E	400,625	168,462	52,744	516,343
1297 Adult Probation Grants	983,772	421,768	924,063	481,477
<b>Total Special Revenue Funds</b>	<b>39,640,041</b>	<b>11,401,591</b>	<b>6,349,578</b>	<b>44,692,055</b>

County of Hidalgo, Texas  
Schedule of Cash Receipts and Disbursements  
May 31, 2016

Fund	Beginning Balance May 1, 2016	Receipts	Disbursements	Ending Balance May 31, 2016
<b>Capital Projects Funds</b>				
1301 Capital Outlay	38,344	-	-	38,344
1302 Tax Notes, Series 2007	521,569	-	-	521,569
1303 Sale of Capital Assets	670,046	4,316	23,857	650,505
1304 Tax Notes, Series 2014	272,216	-	97,478	174,738
1305 Road District No. 5	-	-	-	-
1311 Border Colonia Access Program Round II	-	-	-	-
1312 Border Colonia Access Program Round III	(596,971)	244,494	431,399	(783,876)
1315 Texas Department of Transportation Projects	(2,738,448)	26,911	593,141	(3,304,678)
1328 Certificates of Obligation, Series 1998	-	-	-	-
1330 Certificates of Obligation, Series 2000	-	-	-	-
1331 Certificates of Obligation, Series 2001	47,454	-	-	47,454
1332 Certificates of Obligation, Series 2002	-	-	-	-
1334 Certificates of Obligation, Series 2004	-	-	-	-
1336 Certificates of Obligation, Series 2006	-	-	-	-
1339 Certificates of Obligation, Series 2009	722	-	-	722
1341 Certificates of Obligation, Series 2009B&C	690,307	-	-	690,307
1342 Certificates of Obligation, Series 2010A&B	829,959	-	22,379	807,580
1345 Certificates of Obligation, Series 2014	4,189,464	478	263,166	3,926,777
1347 Certificates of Obligation, Series 2015A	(2,315,152)	7,454	561,004	(2,868,702)
<b>Total Capital Projects Funds</b>	<b>1,609,509</b>	<b>283,653</b>	<b>1,992,424</b>	<b>(99,262)</b>
<b>Debt Service Funds</b>				
1401 Notes Payable	751	609,457	-	610,207
1430 Certificates of Obligation, Series 2000	-	-	-	-
1431 Certificates of Obligation, Series 2001	-	-	-	-
1432 Certificates of Obligation, Series 2002	-	-	-	-
1434 Certificates of Obligation, Series 2004	-	-	-	-
1435 Refunding Bonds, Series 2005	342	83	-	425
1436 Certificates of Obligation, Series 2006	1,162	461,699	-	462,862
1437 Refunding Bonds, Series 2006	-	-	-	-
1438 Refunding Bonds, Series 2007	101	283,223	-	283,323
1439 Certificates of Obligation, Series 2009	511	311,393	-	311,904
1440 Refunding Bonds, Series 2009A	518	117,188	-	117,706
1441 Certificates of Obligation, Series 2009B&C	1,138	329,206	-	330,344
1442 Certificates of Obligation, Series 2010A&B	215	783,467	-	783,681
1443 Refunding Bonds, Series 2014A	349	487,727	-	488,077
1444 Refunding Bonds, Series 2014B	60,817	2,364,829	-	2,425,646
1445 Certificates of Obligation, Series 2014	425	571,544	-	571,969
1446 Refunding Bonds, Series 2014C	674	708,216	-	708,890
1447 Certificates of Obligation, Series 2015A	258	434,917	-	435,175
1448 Refunding Bonds, Series 2015B	6,822	422,476	-	429,299
1449 Refunding Bonds, Series 2015C	6,380	646,192	-	652,572
<b>Total Debt Service Funds</b>	<b>80,463</b>	<b>8,531,617</b>	<b>-</b>	<b>8,612,080</b>
<b>Enterprise Funds</b>				
2101 Sanitary Landfill	845,200	-	-	845,200
2102 Jail Commissary	14,105	120,460	37,841	96,724
<b>Total Enterprise Funds</b>	<b>859,304</b>	<b>120,460</b>	<b>37,841</b>	<b>941,924</b>
<b>Internal Service Funds</b>				
2201 Health Benefits Self-Insurance	(5,341,429)	2,253,089	2,314,261	(5,402,601)
2202 Workers' Compensation Self-Insurance	4,716,924	283,632	170,389	4,830,167
<b>Total Internal Service Funds</b>	<b>(624,504)</b>	<b>2,536,721</b>	<b>2,484,650</b>	<b>(572,433)</b>
<b>Private-Purpose Trust Funds</b>				
3301 Unclaimed Money	713,045	-	-	713,045
3302 County Clerk Unclaimed Money	654,870	-	-	654,870
3303 District Clerk Unclaimed Money	-	-	-	-
3304 Bail Bond Sureties	-	-	-	-
<b>Total Private-Purpose Trust Funds</b>	<b>1,367,914</b>	<b>-</b>	<b>-</b>	<b>1,367,914</b>
<b>Agency Funds</b>				
3401 Clearing Fund	6,161,346	6,631,188	8,690,632	4,101,902
3402 Payroll Fund	56	7,051,436	7,051,436	56
3403 Insurance Fund	21,356	25,160	380	46,136
<b>Total Agency Funds</b>	<b>6,182,758</b>	<b>13,707,784</b>	<b>15,742,448</b>	<b>4,148,094</b>
<b>Grand Total for Primary Government</b>	<b>53,730,192</b>	<b>57,824,144</b>	<b>63,829,120</b>	<b>47,725,216</b>

This statement was prepared primarily on the cash basis of accounting.



County of Hidalgo, Texas  
 Schedule of Long-Term Debt Outstanding  
 May 31, 2016

	Original Amount	Interest Rates	Year Issued	Year of Maturity	Outstanding Balances		
					Principal	Interest	Total Requirements
<b>Refunding Bonds</b>							
Refunding Bonds, Series 2007	26,415,000	4.00 - 4.25	2006	2016	1,265,000	25,300	1,290,300
Refunding Bonds, Series 2009A	6,995,000	2.50 - 5.00	2009	2018	965,000	50,763	1,015,763
Refunding Bonds, Series 2014A	4,515,000	3.00 - 4.00	2014	2019	2,380,000	166,325	2,546,325
Refunding Bonds, Series 2014B	32,845,000	.645 - 3.00	2014	2021	32,845,000	2,235,305	35,080,305
Refunding Bonds, Series 2014C	22,795,000	3.00 - 5.00	2014	2026	22,415,000	7,391,875	29,806,875
Refunding Bonds, Series 2015B	14,760,000	5.00	2015	2028	14,760,000	7,485,000	22,245,000
Refunding Bonds, Series 2015C	24,990,000	1.291 - 3.365	2015	2024	24,990,000	4,768,014	29,758,014
<b>Certificates of Obligation</b>							
Certificates of Obligation, Series 2006	38,770,000	4.25 - 5.00	2006	2016	1,955,000	48,875	2,003,875
Certificates of Obligation, Series 2009	24,280,000	3.00 - 5.00	2009	2018	3,525,000	194,747	3,719,747
Certificates of Obligation, Series 2009B&C	12,225,000	2.00 - 6.01	2009	2029	9,270,000	3,930,101	13,200,101
Certificates of Obligation, Series 2010A&B	27,850,000	2.00 - 6.30	2010	2030	22,710,000	10,785,403	33,495,403
Certificates of Obligation, Series 2014	20,085,000	3.00 - 5.00	2014	2034	20,085,000	9,830,203	29,915,203
Certificates of Obligation, Series 2015A	15,785,000	3.00 - 5.00	2015	2040	15,785,000	10,125,210	25,910,210
<b>Notes Payable</b>							
Notes Payable	911,009	4.00	2008	2018	311,696	25,262	336,957
Tax Notes, Series 2014	5,530,000	4.00 - 5.00	2014	2019	4,450,000	458,750	4,908,750
<b>Total</b>	<u>278,751,009</u>				<u>177,711,696</u>	<u>57,521,132</u>	<u>235,232,828</u>

Schedule of Debt Requirements			
	Principal	Interest	
2016	14,334,851	3,545,095	17,879,947
2017	13,143,845	6,687,174	19,831,019
2018	12,792,999	6,321,215	19,114,214
2019	13,610,000	5,903,980	19,513,980
2020	13,550,000	5,417,252	18,967,252
2021-2025	62,395,000	19,342,348	81,737,348
2026-2030	32,670,000	7,457,243	40,127,243
2031-2035	10,140,000	2,221,825	12,361,825
2036-2040	5,075,000	625,000	5,700,000
<b>Total</b>	<u>177,711,696</u>	<u>57,521,132</u>	<u>235,232,828</u>

This statement was prepared primarily on the cash basis of accounting.

# **Budget Status**

County of Hidalgo, Texas  
 Summary of Revenues and Expenditures - Budget to Actual  
 By Fund  
 For the Fifth Month Ended May 31, 2016

Fund	Description	Revenues			Expenditures		
		Original Budget	Adjusted Budget	Year-to-Date Actual	Original Budget	Adjusted Budget	Year-to-Date Actual
<b>General Fund</b>							
1100	General Fund	184,606,362	184,621,485	140,074,649	189,336,719	197,455,708	68,974,056
	<b>Total General Fund</b>	<b>184,606,362</b>	<b>184,621,485</b>	<b>140,074,649</b>	<b>189,336,719</b>	<b>197,455,708</b>	<b>68,974,056</b>
<b>Special Revenue Funds</b>							
1200	Road & Bridge County Wide	17,951,569	18,186,262	7,546,637	18,563,082	27,072,246	8,641,279
1220	LEOSE	-	46,269	47,764	-	63,821	851
1221	District Attorney Motor Vehicle Theft	-	-	-	-	-	-
1222	District Attorney Bad Check Processing	-	-	32,440	98,500	107,866	37,307
1223	District Attorney Investigations H.B. 65	-	-	347,395	1,105,300	1,427,477	416,363
1224	Drug Abuse Prevention and Rehabilitation	-	-	1,079	-	-	-
1225	Pretrial Intervention Prgm Fund	250,000	250,000	82,463	413,550	413,550	146,923
1226	Sheriff Investigations	-	-	10	-	-	-
1227	Sheriff Investigations H.B. 65	-	-	35,388	588,000	673,883	347,039
1228	Sheriff Federal Sharing - U.S. Treasury	-	10,000	16,160	368,568	370,168	148,927
1229	Sheriff Federal Sharing - U.S. Dept of Justice	-	-	353,649	450,000	457,291	96,314
1230	Constable Pct. 3 Investigations H.B. 65	-	-	9	-	-	-
1231	Constable Pct. 4 Investigations H.B. 65	-	-	11,139	-	1,898	265
1232	Constable Pct. 5 Investigations H.B. 65	-	-	-	-	-	-
1233	Constable Pct. 1 Investigations H.B. 65	-	-	1	-	-	-
1234	County Child Abuse Prevention	5,000	5,000	908	-	-	-
1235	District Clerk Records Management & Preservation	60,000	60,000	21,214	80,000	80,000	-
1236	District Clerk Title IV-D	2,000	2,000	485	-	-	-
1237	County Clerk Records Management & Preservation	1,000,000	1,000,000	277,481	576,965	728,407	56,209
1238	County Records Management & Preservation	355,000	355,000	99,043	408,009	408,009	133,302
1239	Court Reporter Service	175,000	175,000	53,955	225,000	225,000	66,944
1240	Juvenile Delinquency Prevention	-	-	221	-	-	-
1241	Courthouse Security	926,584	928,384	422,001	926,584	928,600	327,241
1242	Justice Court Technology	125,000	125,000	57,997	-	611,973	11,777
1243	Contributions	40,000	40,000	19,510	45,000	45,000	9,338
1245	Justice Court Building Security	29,000	29,000	13,777	-	30,566	-
1246	Tax Assessor-Collector Special Vehicle Inventory	-	-	51,496	-	81,741	12,674
1247	Law Library	394,000	394,000	131,632	465,405	473,608	119,467
1249	County Indigent Health Care	-	-	-	-	-	-
1250	Supplemental Court Guardianship	13,000	13,000	3,522	-	50,000	9,169
1251	HIDTA Chapter 59	-	-	1,133,587	301,573	951,573	765,795
1252	HIDTA US Treasury	-	-	5,147	455,000	484,974	45,289
1253	HIDTA Other States	-	-	333	163,580	163,580	60,156
1254	HIDTA US Justice	-	-	2,188	134,123	134,536	37,613
1255	Co & District Court Technology	17,000	17,000	5,704	-	-	-
1256	DA US Department of Justice	-	-	8,030	20,500	35,646	12,025
1257	Constable Pct. 3 Treasury	-	10,000	8	-	12,414	12,414
1258	Local Provider Participation Fund	-	-	1,072,264	-	10,451,543	10,451,543
1259	Constable Pct.4 Federal Sharing - Treasury	-	-	26,148	-	-	-
1260	Constable Pct.2 Chapter 59	-	-	3	-	-	-
1261	Constable Pct.4 Federal Sharing - DOJ	-	-	6	-	-	-
1280	Designated Purpose Grants - Level 0	-	6,801,097	724	-	6,801,097	-
1281	Designated Purpose Grants - Level 1	-	767,244	123,472	-	767,244	250,155
1282	Designated Purpose Grants - Level 2	-	21,566	10,573	-	21,566	22,560
1283	Designated Purpose Grants - Level 3	-	984,703	163,779	-	984,703	162,850
1284	Designated Purpose Grants - Level 4	-	3,635,570	2,790,844	-	3,635,570	2,906,448
1285	Designated Purpose Grants - Level 5	88,537	678,518	110,631	-	552,307	174,236
1286	Designated Purpose Grants - Level 6	2,516	2,516	-	-	-	-
1287	Designated Purpose Grants - Level 7	-	1,009,205	-	-	1,009,205	-
1289	Designated Purpose Grants - Level 9	-	716,716	304,603	-	716,716	304,603
1291	HIDTA Grants	-	906,386	179,488	-	906,386	228,607
1292	WIC Grants	-	8,983,042	3,401,778	-	8,983,042	4,308,521
1293	Health Department Grants	311,543	3,460,545	1,346,680	-	3,329,462	1,448,589
1294	Juvenile Probation Department Grants	-	2,513,066	434,529	-	2,528,806	998,854
1295	Post Adjudication Juvenile Boot Camp	1,519,916	1,519,916	815,544	915,852	2,435,768	774,868
1296	Juvenile Probation Title IV-E	-	398,071	118,737	-	398,071	118,542
1297	Adult Probation Grants	-	10,623,695	4,658,091	-	10,623,695	4,576,848
	<b>Total Special Revenue Funds</b>	<b>23,265,665</b>	<b>64,667,770</b>	<b>26,340,267</b>	<b>26,304,591</b>	<b>90,179,005</b>	<b>38,241,905</b>
<b>Capital Projects Funds</b>							
1301	Capital Outlay	-	62,833	-	-	34,823	-
1302	Tax Notes, Series 2007	-	-	-	-	505,629	-
1303	Sale of Capital Assets	-	-	96	-	1,153,610	40,957
1304	Tax Notes, Series 2014	-	-	104	-	1,049,990	890,899

County of Hidalgo, Texas  
 Summary of Revenues and Expenditures - Budget to Actual  
 By Fund  
 For the Fifth Month Ended May 31, 2016

Fund	Description	Revenues			Expenditures		
		Original Budget	Adjusted Budget	Year-to-Date Actual	Original Budget	Adjusted Budget	Year-to-Date Actual
1305	Road District No. 5	-	-	-	-	-	-
1311	Border Colonia Access Program Round II	-	-	-	-	-	-
1312	Border Colonia Access Program Round III	-	3,596,466	877,010	-	3,596,466	877,010
1315	Texas Department of Transportation Projects	-	9,056,376	91,051	-	6,209,827	759,438
1328	Certificates of Obligation, Series 1998	-	-	-	-	-	-
1330	Certificates of Obligation, Series 2000	-	-	-	-	-	-
1331	Certificates of Obligation, Series 2001	-	-	-	-	31,922	-
1332	Certificates of Obligation, Series 2002	-	-	-	-	-	-
1334	Certificates of Obligation, Series 2004	-	-	-	-	-	-
1336	Certificates of Obligation, Series 2006	-	-	-	-	-	-
1339	Certificates of Obligation, Series 2009	-	-	-	-	-	-
1341	Certificates of Obligation, Series 2009B&C	-	-	-	-	688,870	-
1342	Certificates of Obligation, Series 2010A&B	-	-	-	-	783,732	38,810
1345	Certificates of Obligation, Series 2014	-	-	14,788	-	9,632,049	1,528,268
1347	Certificates of Obligation, Series 2015A	-	-	26,648	-	15,315,496	2,234,627
<b>Total Capital Projects Funds</b>		-	<b>12,715,676</b>	<b>1,009,696</b>	-	<b>39,002,414</b>	<b>6,370,009</b>
<b>Debt Service Funds</b>							
1401	Notes Payable	1,445,825	1,445,825	1,225,914	1,366,319	1,366,319	112,000
1430	Certificates of Obligation, Series 2000	-	-	-	-	-	-
1431	Certificates of Obligation, Series 2001	-	-	-	-	-	-
1432	Certificates of Obligation, Series 2002	-	-	-	-	-	-
1434	Certificates of Obligation, Series 2004	-	-	-	-	-	-
1435	Refunding Bonds, Series 2005	-	-	114	-	-	-
1436	Certificates of Obligation, Series 2006	1,219,589	1,219,589	902,449	2,054,250	2,054,250	48,875
1437	Refunding Bonds, Series 2006	-	-	-	-	-	-
1438	Refunding Bonds, Series 2007	714,799	714,799	560,181	1,317,100	1,317,100	25,300
1439	Certificates of Obligation, Series 2009	799,690	799,690	613,490	1,261,494	1,261,494	63,247
1440	Refunding Bonds, Series 2009	301,008	301,008	230,432	343,725	343,725	16,113
1441	Certificates of Obligation, Series 2009B&C	807,581	807,581	729,204	1,014,736	1,014,736	241,618
1442	Certificates of Obligation, Series 2010A&B	1,914,614	1,914,614	1,730,683	2,380,364	2,380,364	609,432
1443	Refunding Bonds, Series 2014A	1,275,480	1,275,480	953,252	1,418,350	1,418,350	41,425
1444	Refunding Bonds, Series 2014B	5,787,290	5,787,290	4,717,594	6,095,594	6,095,594	315,047
1445	Certificates of Obligation, Series 2014	1,354,489	1,354,489	1,150,258	900,794	900,794	450,397
1446	Refunding Bonds, Series 2014C	1,678,388	1,678,388	1,425,319	1,122,250	1,122,250	561,125
1447	Certificates of Obligation, Series 2015A	1,030,589	1,030,589	875,244	656,217	656,217	216,117
1448	Refunding Bonds, Series 2015B	1,001,144	1,001,144	850,222	633,391	633,391	248,050
1449	Refunding Bonds, Taxable Series 2015C	1,531,161	1,531,161	1,300,391	1,144,764	1,144,764	243,044
<b>Total Debt Service Funds</b>		<b>20,861,647</b>	<b>20,861,647</b>	<b>17,264,749</b>	<b>21,709,348</b>	<b>21,709,348</b>	<b>3,191,789</b>
<b>Enterprise Funds</b>							
2101	Sanitary Landfill	-	-	-	-	-	-
2102	Jail Commissary	-	-	227,332	481,839	481,839	180,336
<b>Total Enterprise Funds</b>		-	-	<b>227,332</b>	<b>481,839</b>	<b>481,839</b>	<b>180,336</b>
<b>Internal Service Funds</b>							
2201	Health Benefits Self-Insurance	26,945,887	26,945,887	10,843,715	26,945,887	26,956,818	9,840,877
2202	Workers' Compensation Self-Insurance	2,117,879	2,117,879	938,009	2,117,879	2,121,707	623,092
<b>Total Internal Service Funds</b>		<b>29,063,766</b>	<b>29,063,766</b>	<b>11,781,723</b>	<b>29,063,766</b>	<b>29,078,524</b>	<b>10,463,969</b>
<b>Private-Purpose Trust Funds</b>							
3301	Unclaimed Money Fund	-	-	-	-	-	-
3302	County Clerk Unclaimed Money Fund	-	-	-	-	-	-
<b>Total Private-Purpose Trust Funds</b>		-	-	-	-	-	-
<b>Grand Total for Primary Government</b>		<b>257,797,440</b>	<b>311,930,343</b>	<b>196,698,416</b>	<b>266,896,263</b>	<b>377,906,839</b>	<b>127,422,065</b>

This statement was prepared primarily on the cash basis of accounting.

Statement of Revenues, Expenditures and Changes in Fund Balance - Budget to Actual  
 General Fund  
 For the Fifth Month Ended May 31, 2016

	Original Budget	Adjusted Budget	Current Revenues/ Expenditures	Year-to-Date Revenues/ Expenditures	Encumbrances	Balance
<b>Revenues</b>						
Taxes	158,044,576	158,044,576	923,252	131,032,457		27,012,119
Licenses and permits	1,008,000	1,008,000	93,224	663,991		344,009
Intergovernmental revenues	9,178,000	9,178,000	626,097	1,986,631		7,191,369
Charges for services	14,975,179	14,975,179	880,325	5,565,110		9,410,069
Fines & forfeitures	395,000	395,000	3,969	113,925		281,075
Interest earnings	302,500	302,500	54,366	30,724		271,776
Miscellaneous	703,107	718,229	75,996	681,811		36,418
<b>Total revenues</b>	<b>184,606,362</b>	<b>184,621,485</b>	<b>2,657,229</b>	<b>140,074,649</b>		<b>44,546,836</b>
<b>Expenditures</b>						
General government						
Judicial	33,735,826	34,663,359	3,305,851	12,841,603	386,539	21,435,217
Executive	3,222,527	3,187,829	224,537	1,092,736	106,510	1,988,583
Elections	2,843,499	2,400,434	223,137	1,052,581	141,886	1,205,967
Financial administration	27,480,875	27,242,692	1,640,874	8,918,683	898,500	17,425,508
Other	10,828,093	14,742,450	624,749	2,810,944	658,243	11,273,263
Public safety						
Police	33,538,131	33,638,029	2,410,925	11,988,586	1,551,126	20,098,316
Fire	2,065,013	1,983,721	61,198	215,144	36,295	1,732,282
Corrections	38,211,193	38,094,140	2,848,050	13,030,839	2,178,174	22,885,127
Other protection	589,170	631,857	45,367	182,073	146,375	303,408
Highways and Streets	-	9,500	2,856	5,726	-	3,774
Sanitation	6,221,454	6,199,484	522,964	2,088,025	1,225,550	2,885,909
Health and welfare	15,301,259	16,487,112	643,531	9,474,561	319,222	6,693,328
Culture and recreation	3,776,026	3,829,679	300,047	1,255,141	703,793	1,870,744
Conservation	1,037,790	1,018,519	120,110	298,206	390,713	329,600
Urban and economic development	660,277	845,192	64,862	283,729	11,262	550,202
Debt Service						
Interest	4,921	4,921	616	1,541	-	3,380
<b>Total expenditures</b>	<b>179,516,054</b>	<b>184,978,917</b>	<b>13,039,674</b>	<b>65,540,118</b>	<b>8,754,191</b>	<b>110,684,608</b>
Excess (deficiency) of revenues over (under) expenditures	5,090,308	(357,432)	(10,382,446)	74,534,530		
<b>Other financing sources (uses):</b>						
Long-term notes issued	-	-	-	-		-
Sale of capital assets	-	-	-	-		-
Transfers in	-	-	-	-		-
Transfers out	(9,820,665)	(12,476,791)	(3,160,269)	(3,433,937)		(9,042,854)
<b>Total other financing sources (uses)</b>	<b>(9,820,665)</b>	<b>(12,476,791)</b>	<b>(3,160,269)</b>	<b>(3,433,937)</b>		<b>(9,042,854)</b>
Excess (deficiency) of revenues and other financing sources over (under) expenditures and other financing uses	(4,730,357)	(12,834,224)		71,100,593		
<b>Unassigned fund balance</b>						
<b>at January 1, 2016</b>	31,156,877	31,156,877		31,156,877		
Prior period adjustments		-		-		
Unreserved (reserved) fund balance	-	8,671,382		8,671,382		
<b>Unassigned fund balance</b> <b>month ended May 31, 2016</b>	<b>26,426,520</b>	<b>26,994,035</b>		<b>110,928,852</b>		

This statement was prepared primarily on the cash basis of accounting.

County of Hidalgo, Texas  
 Budget Status by Department  
 General Fund  
 For the Fifth Month Ended May 31, 2016

Expenditures and Other Financing Uses	Original Budget	Adjusted Budget	Current Expenditures	Year-to-Date Expenditures	Encumbrances	Balance
General government						
Judicial						
92nd District Court	418,454	418,454	30,017	144,775	3,982	269,696
93rd District Court	418,454	418,454	29,622	145,159	4,961	268,334
139th District Court	418,454	418,454	29,243	144,328	2,176	271,950
206th District Court	457,033	457,033	34,249	163,182	2,478	291,373
275th District Court	418,454	418,454	31,067	152,217	4,061	262,176
332nd District Court	418,454	418,454	31,714	148,126	3,014	267,314
370th District Court	418,454	418,454	32,234	152,988	3,619	261,847
389th District Court	418,454	418,454	31,676	118,808	5,906	293,741
398th District Court	418,454	418,454	32,001	152,646	4,888	260,920
430th District Court	418,454	497,769	39,166	193,069	37,991	266,709
449th District Court	418,454	418,454	29,982	144,673	4,943	268,838
Indigent Defense	-	-	-	-	-	-
County Court At Law 1	547,899	564,236	47,125	217,517	14,091	332,628
County Court At Law 2	542,668	542,668	37,892	203,161	1,394	338,113
Probate Court	647,465	647,465	49,882	240,732	1,228	405,505
County Court At Law 4	544,323	544,323	44,716	212,702	1,037	330,584
County Court At Law 5	542,668	542,668	43,750	207,406	1,391	333,871
County Court At Law 6	542,668	542,668	43,348	208,984	3,132	330,552
County Court At Law 7	542,668	542,668	42,012	202,668	4,851	335,149
County Court At Law 8	542,668	542,668	36,235	195,437	3,648	343,583
Master Court 1	131,589	132,303	9,996	47,977	674	83,653
Master Court 2	130,047	127,231	9,921	42,261	1,236	83,735
Court of Civil Appeals	2,964	3,682	252	997	2,107	578
Auxiliary Court	367,102	369,711	28,094	137,883	2,046	229,782
Juvenile Justice Court	-	-	-	-	-	-
Child Protective Court	80,725	80,725	4,517	20,820	2,263	57,641
Justice of the Peace 1-1	411,742	411,675	28,525	150,718	2,464	258,492
Justice of the Peace 1-2	409,126	409,704	31,569	155,865	4,713	249,126
Justice of the Peace 2-1	406,298	396,833	33,780	141,874	2,303	252,656
Justice of the Peace 2-2	408,739	407,313	30,300	145,394	3,194	258,725
Justice of the Peace 3-1	398,562	382,122	28,421	125,435	4,750	251,937
Justice of the Peace 3-2	412,809	406,847	33,638	145,884	2,813	258,151
Justice of the Peace 4-1	432,889	429,406	33,102	159,720	3,438	266,248
Justice of the Peace 4-2	481,413	480,015	37,635	182,386	4,053	293,576
Justice of the Peace 5-1	-	-	-	-	-	-
Indigent Defense	437,964	432,139	32,901	158,934	1,941	271,264
Criminal District Attorney	8,322,586	8,897,371	1,134,906	3,469,500	147,618	5,280,252
District Clerk	3,576,773	3,541,480	244,277	1,250,021	49,853	2,241,606
Budget and Management Commissioner, Precinct 2	7,032,016	6,929,597	741,674	2,670,310	-	4,259,287
Public Defense	1,154,501	1,317,282	94,484	435,116	10,052	872,114
Executive Office	43,381	43,381	-	-	-	43,381
Tax Assessor-Collector	-	-	-	-	-	-
Information Technology	-	274,289	51,929	51,929	32,231	190,130
<b>Total Judicial</b>	<b>33,735,826</b>	<b>34,663,359</b>	<b>3,305,851</b>	<b>12,841,603</b>	<b>386,539</b>	<b>21,435,217</b>
Executive						
County Judge	1,559,920	1,516,265	101,862	483,159	11,837	1,021,269
Budget and Management	-	-	-	-	-	-
Executive Office	1,662,607	1,671,564	122,675	609,577	94,673	967,314
<b>Total Executive</b>	<b>3,222,527</b>	<b>3,187,829</b>	<b>224,537</b>	<b>1,092,736</b>	<b>106,510</b>	<b>1,988,583</b>
Elections						
Elections Department	2,843,499	2,400,434	223,137	1,052,581	141,886	1,205,967
<b>Total Elections</b>	<b>2,843,499</b>	<b>2,400,434</b>	<b>223,137</b>	<b>1,052,581</b>	<b>141,886</b>	<b>1,205,967</b>
Financial Administration						
Appraisal fees	1,870,886	1,898,263	-	949,132	-	949,132
County Wide Admin	1,545,008	1,494,912	30,419	78,275	150,866	1,265,771
Budget and Management Commissioner, Precinct 2	1,335,669	1,276,095	91,009	397,359	20,539	858,196
Executive Office	1,518,532	1,237,026	98,208	336,429	115,170	785,427
Tax Assessor-Collector	7,743,691	7,765,510	549,390	2,779,865	218,192	4,767,454
County Treasurer	949,569	980,703	67,206	331,366	14,140	635,197
Purchasing Agent	1,847,553	1,846,952	127,086	614,503	49,594	1,182,855
County Auditor	2,960,261	3,026,065	215,879	1,084,263	30,970	1,910,832

County of Hidalgo, Texas  
Budget Status by Department  
General Fund  
For the Fifth Month Ended May 31, 2016

	Original Budget	Adjusted Budget	Current Expenditures	Year-to-Date Expenditures	Encumbrances	Balance
County Clerk	4,168,665	4,156,172	280,669	1,337,530	47,737	2,770,906
Human Resources/Civil Service	715,975	770,930	48,984	260,087	14,701	496,142
IT Department	2,825,066	2,790,063	132,025	749,875	236,591	1,803,597
Total Financial Administration	27,480,875	27,242,692	1,640,874	8,918,683	898,500	17,425,508
<b>Other</b>						
Commissioner, Precinct 4	-	245,518	2,331	7,735	128,423	109,360
Executive Office	3,696,727	7,536,793	101,152	433,048	76,097	7,027,648
Planning Department	1,164,963	1,145,002	91,417	405,440	18,593	720,969
Facilities Management Department	5,966,403	5,815,137	429,848	1,964,721	435,130	3,415,286
Total Other	10,828,093	14,742,450	624,749	2,810,944	658,243	11,273,263
<b>Public safety</b>						
<b>Police</b>						
Criminal District Attorney	880,743	878,909	73,922	306,774	467,457	104,677
Commissioner, Precinct 3	-	-	-	-	-	-
Budget and Management	59,000	59,000	5,833	23,333	29,167	6,500
Executive Office	204,224	198,764	12,666	63,429	490	134,844
Sheriff	27,434,975	27,458,387	1,934,738	9,859,016	788,629	16,810,742
<b>Constables</b>						
Constable, Precinct 1	1,217,926	1,245,715	95,084	434,618	57,848	753,249
Constable, Precinct 2	1,042,319	1,074,612	81,598	376,449	56,372	641,791
Constable, Precinct 3	1,339,504	1,339,539	103,367	450,995	74,130	814,413
Constable, Precinct 4	1,359,440	1,383,103	103,715	473,971	77,032	832,100
Constable, Precinct 5	-	-	-	-	-	-
Total Police	33,538,131	33,638,029	2,410,925	11,988,586	1,551,126	20,098,316
<b>Fire</b>						
Emergency Services	2,065,013	1,983,721	61,198	215,144	36,295	1,732,282
Total Fire	2,065,013	1,983,721	61,198	215,144	36,295	1,732,282
<b>Corrections</b>						
Sheriff	26,844,486	26,723,730	1,931,544	9,120,063	887,318	16,716,348
Adult Probation	500,665	504,368	37,082	174,728	27,223	302,417
Juvenile Probation	10,866,042	10,866,042	879,424	3,736,047	1,263,632	5,866,362
Juvenile CBG	-	-	-	-	-	-
Total Corrections	38,211,193	38,094,140	2,848,050	13,030,839	2,178,174	22,885,127
<b>Other Protection</b>						
County Judge	534,719	539,149	30,004	148,742	120,695	269,712
Budget and Management	-	2,604	-	2,604	558	(558)
Executive Office	54,451	90,103	15,364	30,727	25,123	34,253
Emergency Services	-	-	-	-	-	-
Total Other Protection	589,170	631,857	45,367	182,073	146,375	303,408
<b>Highways and Streets</b>						
Budget and Management	-	9,500	2,856	5,726	-	3,774
Total Highways and Streets	-	9,500	2,856	5,726	-	3,774
<b>Sanitation</b>						
Commissioner, Precinct 1	1,742,373	1,771,610	160,517	638,345	474,798	658,467
Commissioner, Precinct 2	931,578	959,232	58,371	240,723	198,333	520,175
Commissioner, Precinct 3	2,375,227	2,422,220	239,225	878,575	446,753	1,096,892
Commissioner, Precinct 4	1,172,276	1,046,421	64,851	330,381	105,665	610,375
Total Sanitation	6,221,454	6,199,484	522,964	2,088,025	1,225,550	2,885,909
<b>Health and Welfare</b>						
Budget and Management	50,000	50,000	-	-	-	50,000
Commissioner, Precinct 2	-	-	-	-	-	-
Executive Office	1,056,606	1,147,873	5,706	1,074,839	-	73,034
Human Services	7,011,806	8,222,276	123,048	6,074,833	131,717	2,015,725
Health Department	6,767,694	6,643,029	482,953	2,173,857	183,490	4,285,682
WIC	1,707	1,707	220	1,074	-	633
Child Welfare	122,444	122,748	9,420	45,871	-	76,878
Veterans Services	291,002	299,478	22,185	104,086	4,015	191,377
Total Health and Welfare	15,301,259	16,487,112	643,531	9,474,561	319,222	6,693,328

County of Hidalgo, Texas  
 Budget Status by Department  
 General Fund  
 For the Fifth Month Ended May 31, 2016

	Original Budget	Adjusted Budget	Current Expenditures	Year-to-Date Expenditures	Encumbrances	Balance
<b>Culture and Recreation</b>						
Commissioner, Precinct 1	933,456	938,992	77,460	327,383	69,200	542,409
Commissioner, Precinct 2	701,949	782,625	63,817	252,350	109,548	420,726
Commissioner, Precinct 3	739,848	730,971	46,332	216,685	28,936	485,350
Commissioner, Precinct 4	683,275	659,592	50,771	204,557	33,137	421,898
Executive Office	717,498	717,498	61,667	254,167	462,971	360
<b>Total Culture and Recreation</b>	<b>3,776,026</b>	<b>3,829,679</b>	<b>300,047</b>	<b>1,255,141</b>	<b>703,793</b>	<b>1,870,744</b>
<b>Conservation</b>						
Executive Office	563,368	563,368	93,888	187,874	375,104	390
Texas Cooperative Extension	474,422	455,151	26,222	110,332	15,609	329,210
<b>Total Conservation</b>	<b>1,037,790</b>	<b>1,018,519</b>	<b>120,110</b>	<b>298,206</b>	<b>390,713</b>	<b>329,600</b>
<b>Urban and Economic Development</b>						
County Judge	-	170,833	17,576	51,965	1,565	117,303
Budget and Management	-	-	-	-	-	-
Commissioner, Precinct 1	105,788	105,818	8,368	38,403	178	67,237
Commissioner, Precinct 2	388,609	385,182	27,123	134,117	5,393	245,671
Commissioner, Precinct 4	59,736	77,216	3,730	18,360	4,125	54,731
Urban County	106,144	106,144	8,065	40,884	-	65,260
<b>Total Urban and Economic Development</b>	<b>660,277</b>	<b>845,192</b>	<b>64,862</b>	<b>283,729</b>	<b>11,262</b>	<b>550,202</b>
<b>Debt Service</b>						
Interest	4,921	4,921	616	1,541	-	3,380
<b>Total Debt Service</b>	<b>4,921</b>	<b>4,921</b>	<b>616</b>	<b>1,541</b>	<b>-</b>	<b>3,380</b>
<b>Other Financing Uses</b>						
Interfund Transfers	9,820,665	12,476,791	3,160,269	3,433,937	-	9,042,854
<b>Total Other Financing Uses</b>	<b>9,820,665</b>	<b>12,476,791</b>	<b>3,160,269</b>	<b>3,433,937</b>	<b>-</b>	<b>9,042,854</b>
<b>Total Expenditures and Other Financing Uses</b>	<b>189,336,719</b>	<b>197,455,708</b>	<b>16,199,943</b>	<b>68,974,056</b>	<b>8,754,191</b>	<b>119,727,462</b>

This statement was prepared primarily on the cash basis of accounting.

County of Hidalgo, Texas  
 Budget Status by Project  
 Fund 1301 - Capital Outlay Fund  
 Project Inception to May 31, 2016

Expenditures and Other Financing Uses	Original Budget	Adjusted Budget	Expenditures			Total	Encumbrances	Balance
			Current Month	Current Year	Prior Years			
General government								
Bennett Building	-	429,778	-	-	429,778	429,778	-	-
Horizon Building	-	244,809	-	-	244,809	244,809	-	-
Election Warehouse-317 N Closner-building renovation	-	482,533	-	-	482,533	482,533	-	-
K - Mart Property	2,756,150	5,888,557	-	-	5,888,557	5,888,557	-	-
Pct. 4-New Admin Building	-	983,812	-	-	983,812	983,812	-	-
Pct. 4-Linn San manuel Emergency Facility	-	1,526,425	-	-	1,491,602	1,491,602	23,990	10,833
K - Mart Property - Additional Office	-	-	-	-	-	-	-	-
Public safety								
USDA 2008 Loan-Sheriff Vehicles	-	224,650	-	-	224,650	224,650	-	-
Pct. 3 Sheriff's Substation	-	-	-	-	-	-	-	-
New Adult Probation Building	-	3,520,216	-	-	3,520,216	3,520,216	-	-
Issuance costs - K - Mart Property	43,850	43,850	-	-	43,850	43,850	-	-
Issuance costs - USDA 2008 Loan	-	1,150	-	-	1,150	1,150	-	-
Transfer Out - General Fund	-	620,888	-	-	620,888	620,888	-	-
Transfer Out - R&B County Wide	-	19,390	-	-	19,390	19,390	-	-
<b>Total F1301 - Capital Outlay Fund</b>	<b>2,800,000</b>	<b>13,986,059</b>	<b>-</b>	<b>-</b>	<b>13,951,236</b>	<b>13,951,236</b>	<b>23,990</b>	<b>10,833</b>

County of Hidalgo, Texas  
 Budget Status by Project  
 Fund 1302 - Tax Notes, Series 2007  
 Project Inception to May 31, 2016

Expenditures and Other Financing Uses	Original Budget	Adjusted Budget	Expenditures			Total	Encumbrances	Balance
			Current Month	Current Year	Prior Years			
General government								
Common Integrated Justice System - software	1,171,500	3,563,125	-	-	3,057,496	3,057,496	505,623	6
County Judges Office & Commissioners Courtroom	2,000,000	93,856	-	-	93,856	93,856	-	-
Tax Office - vehicles	-	22,471	-	-	22,471	22,471	-	-
Purchasing - vehicles	-	40,261	-	-	40,261	40,261	-	-
Election - vehicles	31,000	22,248	-	-	22,248	22,248	-	-
Planning - vehicles	-	38,359	-	-	38,359	38,359	-	-
Admin Security - vehicles	31,000	26,992	-	-	26,992	26,992	-	-
Facilities Management - vehicles	62,000	79,565	-	-	79,565	79,565	-	-
Public safety								
Sheriff - vehicles	1,855,196	1,921,034	-	-	1,921,034	1,921,034	-	-
Sheriff Replacement - vehicles	3,007,000	3,004,759	-	-	3,004,759	3,004,759	-	-
Constable Pct. 1 - vehicles	-	123,920	-	-	123,920	123,920	-	-
Constable Pct. 3 - vehicles	31,000	203,522	-	-	203,522	203,522	-	-
Constable Pct. 4 - vehicles	-	81,992	-	-	81,992	81,992	-	-
Constable Pct. 5 - vehicles	-	172,977	-	-	172,977	172,977	-	-
Sheriff Substation Pct. 1 - land	245,935	246,168	-	-	246,168	246,168	-	-
Sheriff Substation Pct. 3 - land	557,917	562,042	-	-	562,042	562,042	-	-
Highway and streets								
Pct. 1 - vehicles	-	201,952	-	-	201,952	201,952	-	-
Pct. 2 - vehicles	-	197,654	-	-	197,654	197,654	-	-
Pct. 3 - vehicles	-	207,206	-	-	207,206	207,206	-	-
Pct. 4 - vehicles	-	203,119	-	-	203,119	203,119	-	-
Sanitation								
Pct. 2 Sanitation - vehicles	-	93,845	-	-	93,845	93,845	-	-
Health and welfare								
Health Dept - vehicles	62,000	60,738	-	-	60,738	60,738	-	-
Culture - recreation								
Pct. 3 Meeting Hall & Pavilion	700,000	1,000,000	-	-	1,000,000	1,000,000	-	-
Conservation of natural resources								
Texas Agrilife Extension - Vehicles	-	15,395	-	-	15,395	15,395	-	1
Urban and economic development								
Pct. 2 CRC - S. Tower Road	803,000	1,303,934	-	-	1,303,934	1,303,934	-	-
Issuance costs	90,000	90,000	-	-	90,000	90,000	-	-
<b>Total F1302 - Tax Notes, 2007</b>	<b>10,647,548</b>	<b>13,577,135</b>	<b>-</b>	<b>-</b>	<b>13,071,506</b>	<b>13,071,506</b>	<b>505,623</b>	<b>7</b>

County of Hidalgo, Texas  
 Budget Status by Project  
 Fund 1303 - Sale of Capital Assets funded by Certificates of Obligation  
 Project Inception to May 31, 2016

Expenditures and Other Financing Uses	Original Budget	Adjusted Budget	Expenditures			Total	Encumbrances	Balance
			Current Month	Current Year	Prior Years			
<b>General Government</b>								
SOA1342-Pct. 4 San Carlos CRC Sunflower / SH 107 - buildings	1,211,000	1,225,963	-	-	1,216,593	1,216,593	9,371	-
SOA1342-Pct. 4 Restitution Center - 1124 M. Road- bldg add & renov	338,950	381,564	-	-	381,564	381,564	-	-
<b>Highways and streets</b>								
SOA1341-Pct. 1 Heavy Equipment	1,455,877	1,410,136	-	-	1,410,136	1,410,136	-	-
SOA1341-Pct. 1 Colonia Adams & Black	180,000	74,079	-	-	74,079	74,079	-	-
SOA1341-Pct. 1 Mile 16 N (Fannin to Mile 4 W)	215,000	164,244	-	-	140,811	140,811	23,433	-
SOA1341-Pct. 1 Mile 10 N (La Blanca to FM 493)	220,000	73,156	-	-	68,561	68,561	4,595	-
SOA1341-Pct. 1 Mile 12 1/2 N (FM 88 to FM 493)	880,000	9,798	-	-	9,695	9,695	103	-
SOA1341-Pct. 1 Mile 9 N (Mile 5 1/2 W to Mile 6 W)	-	462,813	-	-	462,813	462,813	-	-
SOA1341-Pct. 1 Mile 12 1/2 N (FM 1015 to Mile 2 W)	-	118,095	12,495	12,495	6,208	18,703	58,392	41,000
SOA1341-Pct. 1 Mile 3 1/2 W (Mile 5 N to Mile 6 N)	-	164,251	-	-	143,969	143,969	20,282	-
SOA1339-Pct. 1 Sioux (Tower to Val Verde)	-	399,891	-	-	395,460	395,460	4,432	-
SOA1341-Pct. 1 Sioux (Tower to Val Verde)	-	41,674	-	-	36,581	36,581	-	5,093
SOA1341-Pct. 1 Mile 4 W (Mile 15 N to Mile 16 N)	-	12,073	-	-	5,712	5,712	6,361	-
SOA1341-Pct. 1 Los Cielos Subd Mile 12 N	-	71,100	-	-	28,586	28,586	42,514	1
SOA1341-Pct. 1 Old La Blanca (Mile 9 N to Mile 10 N)	-	6,773	-	-	6,773	6,773	-	-
SOA1341-Pct. 1 Goolie Rd (Mile 9 - Minnesota) - roads	-	218,505	-	-	-	-	218,505	-
SOA1341-Pct. 1 Mile 12 1/2 N (Westgate - 819 FT) - roads	-	43,185	-	-	-	-	43,185	-
SOA1339-Pct. 2 Tower Road (Moore to Bali)	-	-	-	-	-	-	-	-
SOA1342-Pct. 2 Equipment & Maintenance Facility	470,946	681,973	-	-	681,973	681,973	-	-
SOA1339-Pct. 2 Taylor Road - aid	-	637,898	-	-	419,295	419,295	-	218,603
SOA1341-Pct. 2 Owassa Road (Raul Longoria to Alamo)	-	86,138	-	-	86,138	86,138	-	-
SOA1339-Pct. 2 Owassa Road (Raul Longoria to Alamo)	-	11,362	11,362	11,362	-	11,362	-	-
SOA1341-Pct. 3 Mile 3 N (FM 492 to FM 2221)	872,800	872,800	-	-	851,300	851,300	21,500	-
SOA1339-Pct. 3 Liberty Road (US 83 to FM 2221)	1,341,800	1,348,438	-	17,100	1,273,654	1,290,754	51,046	6,638
SOA1341-Pct. 3 FM 494 - Shary (FM 1924 to SH 107)	728,425	728,425	-	-	720,625	720,625	7,800	-
SOA1341-Pct. 4 10th Street (SH 107 to FM 1925) - land	-	46,242	-	-	46,242	46,242	-	-
SOA1341-Pct. 4 FM 1925 (Kenyon-FM 907)	-	32,963	-	-	22,927	22,927	10,036	-
SOA1339-Pct. 4 FM 1925 (FM 907 to E. of SH 68)	549,575	549,575	-	-	473,880	473,880	75,695	-
SOA1341-Pct. 4 Tex - Mex (Tower to 83rd St)	139,596	89,266	-	-	87,254	87,254	2,012	-
SOA1341-Pct. 4 Trenton (Raul Longoria to N "I" RD)	81,415	52,201	-	-	50,189	50,189	2,012	-
SOA1341-Pct. 4 Wisconsin (FM 907 to Cesar Chavez)	81,415	49,304	-	-	49,304	49,304	-	-
SOA1341-Pct. 4 Curry Road (Tower to Val Verde)	209,425	134,130	-	-	132,117	132,117	2,012	-
SOA1339-Pct. 4 Roosevelt (0.4M West Val Verde)	-	-	-	-	-	-	-	-
SOA1341-Pct. 4 Mon Mack (0.4M North Mile 11 N)	-	25,000	-	-	22,500	22,500	2,500	-
SOA1341-Pct. 4 Curry Estates	-	165,717	-	-	165,717	165,717	-	-
SOA1339-Pct. 4 Alberta (FM 907 to Rual Longoria) - roads	-	162,387	-	-	162,387	162,387	-	-
SOA1341-Pct. 4 Alberta (FM 907 to Rual Longoria) - drainage	-	5,168	-	-	-	-	-	5,168
SOA1341-Pct. 4 Canton (Val Verde to Tower)	-	120,369	-	-	120,369	120,369	-	-
SOA1342-Pct. 4 Mile 22 1/2 N (0.3M East to Carmen Avila)	-	-	-	-	-	-	-	-
SOA1341-Pct. 4 Curry Road (Tower to Alamo)	-	73,834	-	-	73,834	73,834	-	-
<b>Culture - recreation</b>								
SOA1339-Pct. 2 Lopezville Park	-	33,859	-	-	980	980	31,384	1,495
Transfers Out - Capital Outlay	87,803	550,374	-	-	511,342	511,342	-	39,032
Transfers Out - TXDOT	1,716,057	1,985,016	-	-	1,826,563	1,826,563	-	158,453
<b>Total F1303 - Sale of Capital Assets funded by C.O.</b>	<b>10,780,085</b>	<b>13,319,738</b>	<b>23,857</b>	<b>40,957</b>	<b>12,166,128</b>	<b>12,207,085</b>	<b>637,170</b>	<b>475,483</b>
<b>Expenditures</b>								
<b>By Departments</b>	<b>Original Budget</b>	<b>Adjusted Budget</b>	<b>Current Month</b>	<b>Current Year</b>	<b>Prior Years</b>	<b>Total</b>	<b>Encumbrances</b>	<b>Balance</b>
SOA1341-Pct. 1 Heavy Equipment	1,455,877	1,410,136	-	-	1,410,136	1,410,136	-	-
SOA1341-Pct. 1 Colonia Adams & Black	180,000	74,079	-	-	74,079	74,079	-	-
SOA1341-Pct. 1 Mile 16 N (Fannin to Mile 4 W)	215,000	164,244	-	-	140,811	140,811	23,433	-
SOA1341-Pct. 1 Mile 10 N (La Blanca to FM 493)	220,000	73,156	-	-	68,561	68,561	4,595	-
SOA1341-Pct. 1 Mile 12 1/2 N (FM 88 to FM 493)	880,000	9,798	-	-	9,695	9,695	103	-
SOA1341-Pct. 1 Mile 9 N (Mile 5 1/2 W to Mile 6 W)	-	462,813	-	-	462,813	462,813	-	-
SOA1341-Pct. 1 Mile 12 1/2 N (FM 1015 to Mile 2 W)	-	118,095	12,495	12,495	6,208	18,703	58,392	41,000
SOA1341-Pct. 1 Mile 3 1/2 W (Mile 5 N to Mile 6 N)	-	164,251	-	-	143,969	143,969	20,282	-
SOA1339-Pct. 1 Sioux (Tower to Val Verde)	-	399,891	-	-	395,460	395,460	4,432	-
SOA1341-Pct. 1 Sioux (Tower to Val Verde)	-	41,674	-	-	36,581	36,581	-	5,093
SOA1341-Pct. 1 Mile 4 W (Mile 15 N to Mile 16 N)	-	12,073	-	-	5,712	5,712	6,361	-
SOA1341-Pct. 1 Los Cielos Subd Mile 12 N	-	71,100	-	-	28,586	28,586	42,514	1
SOA1341-Pct. 1 Old La Blanca (Mile 9 N to Mile 10 N)	-	6,773	-	-	6,773	6,773	-	-
SOA1341-Pct. 1 Goolie Rd (Mile 9 - Minnesota) - roads	-	218,505	-	-	-	-	218,505	-
SOA1341-Pct. 1 Mile 12 1/2 N (Westgate - 819 FT) - roads	-	43,185	-	-	-	-	43,185	-
SOA1341-Pct. 1 TXDOT -US 83 Illumination	-	1,109	-	-	1,109	1,109	-	-
SOA1341-Pct. 1 TXDOT - Mile 2 West (Mile 12 - US 83)	-	4,543	-	-	-	-	-	4,543
SOA1341-Pct. 1 TXDOT - FM493 (US 281 - BUS 83)	-	6,143	-	-	6,143	6,143	-	-
<b>Total Pct. 1</b>	<b>2,950,877</b>	<b>3,281,565</b>	<b>12,495</b>	<b>12,495</b>	<b>2,796,633</b>	<b>2,809,128</b>	<b>421,801</b>	<b>50,637</b>
SOA1339-Pct. 2 Tower Road (Moore to Bali)	-	-	-	-	-	-	-	-
SOA1342-Pct. 2 Equipment & Maintenance Facility	470,946	681,973	-	-	681,973	681,973	-	-
SOA1339-Pct. 2 TXDOT - Dicker Road (23rd St to Jackson)	81,165	81,165	-	-	81,165	81,165	-	-
SOA1339-Pct. 2 Taylor Road - aid	-	637,898	-	-	419,295	419,295	-	218,603
SOA1341-Pct. 2 Owassa Road (Raul Longoria to Alamo)	-	86,138	-	-	86,138	86,138	-	-
SOA1339-Pct. 2 Owassa Road (Raul Longoria to Alamo)	-	11,362	11,362	11,362	-	11,362	-	-
SOA1339-Pct. 2 Lopezville Park	-	33,859	-	-	980	980	31,384	1,495
<b>Total Pct. 2</b>	<b>552,111</b>	<b>1,532,395</b>	<b>11,362</b>	<b>11,362</b>	<b>1,269,551</b>	<b>1,280,913</b>	<b>31,384</b>	<b>220,098</b>
SOA1341-Pct. 3 Mile 3 N (FM 492 to FM 2221)	872,800	872,800	-	-	851,300	851,300	21,500	-
SOA1339-Pct. 3 Liberty Road (US 83 to FM 2221)	1,341,800	1,348,438	-	17,100	1,273,654	1,290,754	51,046	6,638
SOA1341-Pct. 3 FM 494 - Shary (FM 1924 to SH 107)	728,425	728,425	-	-	720,625	720,625	7,800	-
<b>Total Pct. 3</b>	<b>2,943,025</b>	<b>2,949,663</b>	<b>-</b>	<b>17,100</b>	<b>2,845,579</b>	<b>2,862,679</b>	<b>80,346</b>	<b>6,638</b>

County of Hidalgo, Texas  
 Budget Status by Project  
 Fund 1303 - Sale of Capital Assets funded by Certificates of Obligation  
 Project Inception to May 31, 2016

Expenditures and Other Financing Uses	Original Budget	Adjusted Budget	Expenditures			Total	Encumbrances	Balance
			Current Month	Current Year	Prior Years			
SOA1342-Pct. 4 San Carlos CRC Sunflower / SH 107 - buildings	1,211,000	1,225,963	-	-	1,216,593	1,216,593	9,371	-
SOA1342-Pct. 4 Restitution Center - 1124 M. Road- bldg add & renov	338,950	381,564	-	-	381,564	381,564	-	-
SOA1341-Pct. 4 10th Street (SH 107 to FM 1925) - land	-	46,242	-	-	46,242	46,242	-	-
SOA1341-Pct. 4 FM 1925 (Kenyon-FM 907)	-	32,963	-	-	22,927	22,927	10,036	-
SOA1339-Pct. 4 FM 1925 (FM 907 to E. of SH 68)	549,575	549,575	-	-	473,880	473,880	75,695	-
SOA1341-Pct. 4 Tex - Mex (Tower to 83rd St)	139,596	89,266	-	-	87,254	87,254	2,012	-
SOA1341-Pct. 4 Trenton (Raul Longoria to N "I" RD)	81,415	52,201	-	-	50,189	50,189	2,012	-
SOA1341-Pct. 4 Wisconsin (FM 907 to Cesar Chavez)	81,415	49,304	-	-	49,304	49,304	-	-
SOA1341-Pct. 4 Curry (Tower to Val Verde)	209,425	134,130	-	-	132,117	132,117	2,012	-
SOA1339-Pct. 4 Roosevelt (0.4M West Val Verde)	-	-	-	-	-	-	-	-
SOA1341-Pct. 4 Mon Mack (0.4M North Mile 11 N)	-	25,000	-	-	22,500	22,500	2,500	-
SOA1341-Pct. 4 Curry Estates	-	165,717	-	-	165,717	165,717	-	-
SOA1339-Pct. 4 Alberta (FM 907 to Rual Longoria)- roads	-	162,387	-	-	162,387	162,387	-	-
SOA1341-Pct. 4 Alberta (FM 907 to Rual Longoria)- drainage	-	5,168	-	-	-	-	-	5,168
SOA1341-Pct. 4 Canton (Val Verde to Tower)	-	120,369	-	-	120,369	120,369	-	-
SOA1342-Pct. 4 Mile 2 1/2 N (0.3M East to Carmen Avila)	-	-	-	-	-	-	-	-
SOA1341-Pct. 4 Curry Road (Tower to Alamo)	-	73,834	-	-	73,834	73,834	-	-
SOA1342-Pct. 4 Capital Outlay - Linn San Manuel Emergency Facility	87,803	550,374	-	-	511,342	511,342	-	39,032
SOA1339-Pct. 4 TXDOT - Ware Rd (Mile 3N to Mile 5N)	389,100	408,565	-	-	389,100	389,100	-	19,465
SOA1339-Pct. 4 TXDOT - 10th Street (SH 107 to FM 1925)	1,245,792	1,396,592	-	-	1,314,847	1,314,847	-	81,745
SOA1341-Pct. 4 TXDOT - N Alamo Road (FM 1925 to 0.5 mile N)	-	86,900	-	-	34,200	34,200	-	52,700
Total Pct. 4	4,334,072	5,556,115	-	-	5,254,365	5,254,365	103,639	198,110
<b>Total F1303 - Sale of Capital Assets funded by C.O.</b>	<b>10,780,085</b>	<b>13,319,738</b>	<b>23,857</b>	<b>40,957</b>	<b>12,166,128</b>	<b>12,207,085</b>	<b>637,170</b>	<b>475,483</b>

By Funding	Original Budget	Adjusted Budget	Expenditures			Total	Encumbrances	Balance
			Current Month	Current Year	Prior Years			
SOA1339-Pct. 1 Sioux (Tower to Val Verde)	-	399,891	-	-	395,460	395,460	4,432	-
SOA1339-Pct. 2 Tower Road (Moore to Bali)	-	-	-	-	-	-	-	-
SOA1339-Pct. 3 Liberty Road (US 83 to FM 2221)	1,341,800	1,348,438	-	17,100	1,273,654	1,290,754	51,046	6,638
SOA1339-Pct. 4 FM 1925 (FM 907 to E. of SH 68)	549,575	549,575	-	-	473,880	473,880	75,695	-
SOA1339-Pct. 2 TXDOT - Dicker Road (23rd St to Jackson)	81,165	81,165	-	-	81,165	81,165	-	-
SOA1339-Pct. 2 Taylor Road - aid	-	637,898	-	-	419,295	419,295	-	218,603
SOA1339-Pct. 2 Owassa Road (Raul Longoria to Alamo) - roads	-	11,362	11,362	11,362	-	11,362	-	-
SOA1339-Pct. 2 Lopezville Park	-	33,859	-	-	980	980	31,384	1,495
SOA1339-Pct. 4 TXDOT - Ware Rd (Mile 3N to Mile 5N)	389,100	408,565	-	-	389,100	389,100	-	19,465
SOA1339-Pct. 4 TXDOT - 10th Street (SH 107 to FM 1925)	1,245,792	1,396,592	-	-	1,314,847	1,314,847	-	81,745
SOA1339-Pct. 4 Roosevelt (0.4M West Val Verde)	-	-	-	-	-	-	-	-
SOA1339-Pct. 4 Alberta (FM 907 to Rual Longoria)	-	162,387	-	-	162,387	162,387	-	-
Total SOA 1339	3,607,432	5,029,733	11,362	28,462	4,510,768	4,539,230	162,557	327,946
SOA1341-Pct. 1 Heavy Equipment	1,455,877	1,410,136	-	-	1,410,136	1,410,136	-	-
SOA1341-Pct. 1 Colonia Adams & Black - roads	180,000	74,079	-	-	74,079	74,079	-	-
SOA1341-Pct. 1 Mile 16 N (Fannin to Mile 4 W)	215,000	164,244	-	-	140,811	140,811	23,433	-
SOA1341-Pct. 1 Mile 10 N (La Blanca to FM 493)	220,000	73,156	-	-	68,561	68,561	4,595	-
SOA1341-Pct. 1 Mile 12 1/2 N (FM 88 to FM 493)	880,000	9,798	-	-	9,695	9,695	103	-
SOA1341-Pct. 1 Mile 9 N (Mile 5 1/2 W to Mile 6 W)	-	462,813	-	-	462,813	462,813	-	-
SOA1341-Pct. 1 Mile 12 1/2 N (FM 1015 to Mile 2 W)	-	118,095	12,495	12,495	6,208	18,703	58,392	41,000
SOA1341-Pct. 1 Mile 3 1/2 W (Mile 5 N to Mile 6 N)	-	164,251	-	-	143,969	143,969	20,282	-
SOA1341-Pct. 1 Sioux (Tower to Val Verde)	-	41,674	-	-	36,581	36,581	-	5,093
SOA1341-Pct. 1 Mile 4 W (Mile 15 N to Mile 16 N)	-	12,073	-	-	5,712	5,712	6,361	-
SOA1341-Pct. 1 Los Cielos Subd Mile 12 N	-	71,100	-	-	28,586	28,586	42,514	1
SOA1341-Pct. 1 Old La Blanca (Mile 9 N to Mile 10 N)	-	6,773	-	-	6,773	6,773	-	-
SOA1341-Pct. 1 Goolie Rd (Mile 9 - Minnesota) - roads	-	218,505	-	-	-	-	218,505	-
SOA1341-Pct. 1 Mile 12 1/2 N (Westgate - 819 FT) - roads	-	43,185	-	-	-	-	43,185	-
SOA1341-Pct. 1 TXDOT -US 83 Illumination	-	1,109	-	-	1,109	1,109	-	-
SOA1341-Pct. 1 TXDOT - Mile 2 West (Mile 12 - US 83)	-	4,543	-	-	-	-	-	4,543
SOA1341-Pct. 1 TXDOT - FM493 (US 281 - BUS 83)	-	6,143	-	-	6,143	6,143	-	-
SOA1341-Pct. 2 Owassa Road (Raul Longoria to Alamo)	-	86,138	-	-	86,138	86,138	-	-
SOA1341-Pct. 3 Mile 3 N (FM 492 to FM 2221)	872,800	872,800	-	-	851,300	851,300	21,500	-
SOA1341-Pct. 3 FM 494 - Shary (FM 1924 to SH 107)	728,425	728,425	-	-	720,625	720,625	7,800	-
SOA1341-Pct. 4 10th Street (SH 107 to FM 1925) - land	-	46,242	-	-	46,242	46,242	-	-
SOA1341-Pct. 4 FM 1925 (Kenyon-FM 907)	-	32,963	-	-	22,927	22,927	10,036	-
SOA1341-Pct. 4 Tex - Mex (Tower to 83rd St)	139,596	89,266	-	-	87,254	87,254	2,012	-
SOA1341-Pct. 4 Trenton (Raul Longoria to N "I" RD)	81,415	52,201	-	-	50,189	50,189	2,012	-
SOA1341-Pct. 4 Wisconsin (FM 907 to Cesar Chavez)	81,415	49,304	-	-	49,304	49,304	-	-
SOA1341-Pct. 4 Curry (Tower to Val Verde)	209,425	134,130	-	-	132,117	132,117	2,012	-
SOA1341-Pct. 4 Mon Mack (0.4M North Mile 11 N)	-	25,000	-	-	22,500	22,500	2,500	-
SOA1341-Pct. 4 Curry Estates	-	165,717	-	-	165,717	165,717	-	-
SOA1341-Pct. 4 Alberta (FM 907 to Rual Longoria)- drainage	-	5,168	-	-	-	-	-	5,168
SOA1341-Pct. 4 Canton (Val Verde to Tower)	-	120,369	-	-	120,369	120,369	-	-
SOA1341-Pct. 4 Curry Road (Tower to Alamo)	-	73,834	-	-	73,834	73,834	-	-
SOA1341-Pct. 4 TXDOT - N Alamo Road (FM 1925 to 0.5 mile N)	-	86,900	-	-	34,200	34,200	-	52,700
Total SOA 1341	5,063,953	5,450,131	12,495	12,495	4,863,889	4,876,384	465,243	108,504
SOA1342-Pct. 2 Equipment & Maintenance Facility	470,946	681,973	-	-	681,973	681,973	-	-
SOA1342-Pct. 4 San Carlos CRC Sunflower / SH 107 - buildings	1,211,000	1,225,963	-	-	1,216,593	1,216,593	9,371	-
SOA1342-Pct. 4 Restitution Center - 1124 M. Road- bldg add & renov	338,950	381,564	-	-	381,564	381,564	-	-
SOA1342-Pct. 4 Capital Outlay - Linn San Manuel Emergency Facility	87,803	550,374	-	-	511,342	511,342	-	39,032
SOA1342-Pct. 4 Mile 2 1/2 N (0.3M East to Carmen Avila)	-	-	-	-	-	-	-	-
Total SOA 1342	2,108,699	2,839,874	-	-	2,791,472	2,791,472	9,371	39,032
<b>Total F1303 - Sale of Capital Assets funded by C.O.</b>	<b>10,780,085</b>	<b>13,319,738</b>	<b>23,857</b>	<b>40,957</b>	<b>12,166,128</b>	<b>12,207,085</b>	<b>637,170</b>	<b>475,483</b>

County of Hidalgo, Texas  
 Budget Status by Project  
 Fund 1304 - Tax Notes, Series 2014  
 Project Inception to May 31, 2016

Expenditures and Other Financing Uses	Original Budget	Adjusted Budget	Expenditures			Total	Encumbrances	Balance
			Current Month	Current Year	Prior Years			
<b>General Government</b>								
County Judge - Vehicles	30,000	29,401	-	-	29,401	29,401	-	-
Tax Office - Vehicles	35,000	31,695	-	-	31,695	31,695	-	-
Planning - Vehicles	96,000	96,202	-	-	96,202	96,202	-	-
Facilities Management - Vehicles	96,000	96,000	-	-	74,395	74,395	21,605	-
Safety Division - Vehicles	110,270	117,786	-	-	93,428	93,428	24,358	-
<b>Public Safety</b>								
Sheriff - Vehicles	4,000,000	4,004,000	97,478	841,509	3,146,335	3,987,844	99,118	(82,962)
Constable Pct . 1 - Vehicles	250,000	284,745	-	23,601	207,315	230,916	53,828	-
Constable Pct . 2 - Vehicles	250,000	240,340	-	-	221,371	221,371	-	18,969
Constable Pct . 3 - Vehicles	250,000	269,878	-	5,141	250,254	255,395	14,483	-
Constable Pct . 4 - Vehicles	250,000	248,107	-	20,648	227,009	247,657	450	-
Fire Marshal - Vehicles	40,000	39,151	-	-	39,151	39,151	-	-
Emergency Management - Vehicles	90,000	70,106	-	-	70,106	70,106	-	-
<b>Highways and streets</b>								
Pct. 1 - Vehicles	100,000	100,000	-	-	96,901	96,901	2,683	416
Pct. 2 - Vehicles	100,000	93,073	-	-	87,256	87,256	5,817	-
Pct. 3 - Vehicles	100,000	100,728	-	-	100,728	100,728	-	-
Pct. 4 - Vehicles	100,000	93,479	-	-	93,153	93,153	-	326
<b>Health and Welfare</b>								
Health - Vehicles	96,000	78,580	-	-	78,580	78,580	-	-
<b>Conservation of natural resources</b>								
Texas Agrilife Extension - Vehicles	6,730	6,730	-	-	6,730	6,730	-	-
<b>Issuance costs</b>	<b>102,263</b>	<b>102,263</b>	<b>-</b>	<b>-</b>	<b>102,263</b>	<b>102,263</b>	<b>-</b>	<b>-</b>
<b>Total F1304 - Tax Notes, Series 2014</b>	<b>6,102,263</b>	<b>6,102,263</b>	<b>97,478</b>	<b>890,899</b>	<b>5,052,273</b>	<b>5,943,172</b>	<b>222,342</b>	<b>(63,251)</b>

County of Hidalgo, Texas  
 Budget Status by Project  
 Fund 1315 - TXDOT Projects  
 Project Inception to May 31, 2016

Expenditures and Other Financing Uses	Original Budget	Adjusted Budget	Expenditures			Total	Encumbrances	Balance
			Current Month	Current Year	Prior Years			
<b>Highways and streets</b>								
Pct. 1 Mile 2 West (Mile 12 N to SH 107)	-	1,395,352	-	-	1,395,352	1,395,352	-	-
Pct. 1 Mile 12 N Bridge @ North Floodway	-	3,482	-	-	3,482	3,482	-	-
Pct. 1 Traffic Signal CSJ#0255-11-011	-	19,407	-	-	19,407	19,407	-	-
Pct. 1 US 83 Illumination-aid to other govt	-	229,706	-	2,347	227,166	229,512	-	194
Pct. 1 FM 1015 (Mile 9 N to Mile 12 N) - aid to other govt	-	1,747,085	-	-	1,747,085	1,747,085	-	-
Pct. 1 FM 88 (Mile 12 N to FM 1925) - aid to other govt	-	2,261,187	-	-	2,261,187	2,261,187	-	-
Pct. 1 Mile 6 West (US 83 to SH 107)	-	3,386,768	-	-	1,695,354	1,695,354	1,654,932	36,482
Pct. 1 Mile 2 West (US 83 to Mile 12 N)	-	1,934,533	-	-	1,913,883	1,913,883	9,250	11,400
Pct. 1 FM 493 (US 83 to Mile 10 N) - aid to other govt	-	75,246	-	-	75,246	75,246	-	-
Pct. 1 FM 493 (US 281 to BUS 83) - aid to other govt	-	30,459	-	-	28,967	28,967	-	1,492
Pct. 1 FM 907 (S of BUS 83) - aid to other govt	-	88,830	-	-	88,830	88,830	-	-
Pct. 1 Flash Beacon 2010 HES Projects	-	115,710	-	-	115,710	115,710	-	-
Pct. 1 US 83 (FM 1423 to FM 1015) - aid to other govt	-	11,513	-	-	11,513	11,513	-	-
Pct. 1 BUS 83 (FM 2557 to 1st ST Donna) - aid to other govt	-	3,421	-	-	3,421	3,421	-	-
Pct. 2 "I" Road (SH 495 to Owassa)	1,550,000	1,311,787	-	-	1,309,414	1,309,414	-	2,374
Pct. 2 "I" Road (SH 495 to Owassa) - aid to other govt.	600,000	1,489,329	-	-	1,489,329	1,489,329	-	-
Pct. 2 Sugar Road (Sioux to Owassa) - aid to other govt	50,000	118,959	-	-	118,959	118,959	-	-
Pct. 2 FM 2061 (Dicker to Mission Floodway) - aid to other govt	318,407	435,802	-	-	434,406	434,406	-	1,395
Pct. 2 S McColl Road (Dicker to Orangewood&0.5M S Military)	-	1,485,268	-	-	1,484,446	1,484,446	-	821
Pct. 2 Flash Beacon 2010 HES Projects	-	51,530	-	-	51,530	51,530	-	-
Pct. 2 Dicker Road (SP115-FM2061)	-	1,262,581	-	3,502	958,642	962,144	96,128	204,308
Pct. 2 Nolana Loop	-	742,604	39,938	116,588	174,068	290,656	315,917	136,031
Pct. 2 Thomas Road (Jackson to Stewart)	-	529,843	-	-	506,027	506,027	-	23,816
Pct. 3 SH 495-underpass/Abrams - aid to other govt	-	2,161,734	-	-	2,161,734	2,161,734	-	-
Pct. 3 FM 1924 PHI (FM 494 to SH 107) - aid to other govt	-	625,143	-	-	624,300	624,300	842	-
Pct. 3 Traffic Signal CSJ#0255-11-011	-	17,863	-	-	17,863	17,863	-	-
Pct. 3 US 83 Illumination - aid to other govt	-	24,126	-	-	23,410	23,410	-	716
Pct. 3 FM 1924 PHII (SH 107 to FM 492) - aid to other govt	-	963,668	-	-	963,278	963,278	390	-
Pct. 3 SRS CSJ#0921-02-109 - other structures	-	57,633	-	-	57,633	57,633	-	-
Pct. 3 SRS CSJ#0921-02-110 - aid to other govt	-	49,645	-	-	49,645	49,645	-	-
Pct. 3 FM 681 (SH 107 to SH 364) - aid to other govt	-	282,272	-	-	282,272	282,272	-	-
Pct. 3 FM 676 (SH 107 to SH 364) - aid to other govt	-	-	-	-	-	-	-	-
Pct. 3 SH 364 (SH 495 to FM 1924) - aid to othe govt	-	3,339,368	60	944	3,336,601	3,337,545	-	1,824
Pct. 3 FM 681 (SH 107 to FM 2221/FM 492) - aid to other govt	-	4,969,246	-	-	4,934,134	4,934,134	13,870	21,243
Pct. 3 FM 2221/FM 492 (FM 681 to SH 364) - aid to other govt	-	3,134,937	-	-	3,125,502	3,125,502	5,773	3,661
Pct. 3 Flash Beacon 2010 HES Projects	-	25,683	-	-	25,683	25,683	-	-
Pct. 3 US 83 (County Line East 0.347 Mile) - aid to other govt	-	-	-	-	-	-	-	-
Pct. 3 Mile 2 N. (Moorefield-La Homa)	-	1,148,189	4,978	9,248	826,553	835,802	12,534	299,853
Pct. 4 Sugar Road (Owassa to Trenton)	-	1,019	-	-	1,019	1,019	-	-
Pct. 4 12th Street Bridge @ Drainage Ditch	-	12,176	-	-	12,176	12,176	-	-
Pct. 4 "I" Road (Owassa to US 281)	-	1,041,068	-	-	1,029,309	1,029,309	-	11,759
Pct. 4 Traffic Signal CSJ#0255-11-011	-	1,969	-	-	1,969	1,969	-	-
Pct. 4 10th St Ext (SH 107 to FM 1925)	-	2,444,771	6,747	128,569	1,921,637	2,050,207	394,564	-
Pct. 4 Flash Beacon 2010 HES Projects	-	207,050	-	-	207,050	207,050	-	-
Pct. 4 FM 1925 (Kenyon - FM 907) - aid to other govt	-	460,114	-	-	460,114	460,114	-	-
Pct. 4 FM 1925 (FM 907 - Sharp Rd) - aid	-	406,611	-	-	235,353	235,353	171,258	-
Pct. 4 Ware Road (Mile 3 N to Mile 5 N) - aid to other govt	-	1,598,010	236,457	487,440	511,545	998,985	579,560	19,465
Pct. 4 N Aiamao Road (FM 1925 to 0.5 mile N)-aid to other govt	-	91,910	-	-	34,200	34,200	57,710	-
Pct. 4 FM 1925 (10th St to McColl) - aid to other govt	-	976,513	-	-	248,590	248,590	180,250	547,673
Pct. 4 Ware Road (Mile 5 to FM 1925) - roads	-	1,309,660	-	-	734,958	734,958	494,702	80,000
Right of Way US 281 (SH 495 to Trenton) - aid to other govt	37,062	4,262	-	-	4,262	4,262	-	-
Right of Way BUS 83 PHII (FM 1427 to Showers) - aid to other gov	13,200	36,136	-	-	36,136	36,136	-	-
Right of Way FM 2128 (SH 107 to US 281) - aid to other govt	127,194	171,306	-	-	140,779	140,779	-	30,526
Right of Way BUS 83 PHI (US 83 to FM 1427) - aid to other govt	26,103	28,077	-	-	28,077	28,077	-	-
Right of Way US 83-Palmview - aid to other govt	98,643	319,352	-	-	319,352	319,352	-	-
Right of Way BUS 83 PHIII (Showers to Penitas) - aid to other govt	21,450	64,461	-	-	64,461	64,461	-	-
Pct. 1 CR684 Bridge @ Drainage Ditch	-	26,420	-	-	26,420	26,420	-	-
Pct. 1 FM1422 Bridge @ Willacy Main Canal	-	16,000	-	-	16,000	16,000	-	-
Pct. 1 CR825 Bridge @ Drainage Ditch	-	45,585	-	-	44,585	44,585	1,000	-
Pct. 1 CR342 Bridge @ Delta Lake Irrigation Canal	-	4,590	-	-	4,590	4,590	-	-
Pct. 1 CR855 Bridge @ Main Supply Canal	-	6,750	-	-	6,750	6,750	-	-
Pct. 1 CR804 Bndge @ Irrigation Canal	-	5,130	-	-	5,130	5,130	-	-
Pct. 1 CR229 Bridge @ Drainage Ditch	-	29,414	-	10,800	6,911	17,711	7,400	4,303
Pct. 1 11th Street-Bridge @ Drainage Ditch	-	5,844	-	-	701	701	5,143	-
Pct. 2 CR790 Bridge @ Drainage Ditch	-	27,635	-	-	27,635	27,635	-	-
Pct. 2 CR653 Bridge @ Las Milpas Road over S Floodway Channe	-	3,249	-	-	3,249	3,249	-	-
Pct. 3 CR872-Bridge @ Main Floodway Pilot Channel	-	10,836	-	-	1,008	1,008	2,500	7,328
<b>Drainage flood control</b>								
Pct. 1 FM 88 - drainage (Mile 12 N to Mile 16 N) - ROW	-	44,460	-	-	44,460	44,460	-	-
Pct. 2 FM 907 S outfall channel (Rancho Blanco to BUS 83) - ROW	-	837,978	-	-	837,978	837,978	-	-
Pct. 3 FM1924 PH I - outfall channel (FM 494 to SH 107) - ROW	-	839,395	-	-	839,395	839,395	-	-
Pct. 3 BUS 83 PH I - outfall channel (US 83 to FM 1427) - ROW	-	275,200	-	-	275,200	275,200	-	-
Pct. 3 FM1924 PH II - outfall channel (SH 107 to FM 492) - ROW	-	559,911	-	-	559,911	559,911	-	-
Drainage US 281 (SH 495 to Trenton) - aid to other govt	153,317	-	-	-	-	-	-	-
Drainage FM 2128 (SH 107 to US 281) - drainage ditch&eng&arch	-	-	-	-	-	-	-	-
Drainage FM 2128 (SH 107 to US 281) - aid to other govt	131,586	200,798	-	-	200,798	200,798	-	-
TXDOT Notes Payable-other debt principal	-	104,437	-	-	104,437	104,437	-	-
<b>Total F1315 - TXDOT Projects</b>	<b>3,126,962</b>	<b>47,748,009</b>	<b>288,180</b>	<b>759,438</b>	<b>41,538,182</b>	<b>42,297,620</b>	<b>4,003,725</b>	<b>1,446,664</b>

County of Hidalgo, Texas  
 Budget Status by Project  
 Fund 1328 - Certificates of Obligation, Series 1998  
 Project Inception to May 31, 2016

Expenditures and Other Financing Uses	Original Budget	Adjusted Budget	Expenditures			Total	Encumbrances	Balance
			Current Month	Current Year	Prior Years			
General government								
Weslaco substation	1,350,000	1,383,879	-	-	1,383,879	1,383,879	-	-
Courthouse renovations - ADA	500,000	307,980	-	-	307,980	307,980	-	-
Facilities Management - ADA renovations	-	14,810	-	-	14,810	14,810	-	-
Public safety								
Adult probation restitution center	909,491	948,431	-	-	948,431	948,431	-	-
County roadway safety	350,000	356,800	-	-	356,800	356,800	-	-
Highways and streets								
Pct. 2 - outer loop phase 1	-	726,142	-	-	726,142	726,142	-	-
Pct. 2 - Equip&Maintenance Facility	-	902	-	-	902	902	-	-
Pct. 3 - aerial	-	356,325	-	-	356,325	356,325	-	-
Health and welfare								
Elsa Health Clinic Pct. 1	710,000	883,052	-	-	883,052	883,052	-	-
Alton Health Clinic Pct. 3	590,000	-	-	-	-	-	-	-
COPC Clinic Mcallen	1,200,000	1,200,000	-	-	1,200,000	1,200,000	-	-
Mission Clinic	-	1,046,952	-	-	1,046,952	1,046,952	-	-
Issuance costs	135,046	130,810	-	-	130,810	130,810	-	-
<b>Total F1328 - Cert.of Oblig., Series 1998</b>	<b>5,744,537</b>	<b>7,356,083</b>	<b>-</b>	<b>-</b>	<b>7,356,083</b>	<b>7,356,083</b>	<b>-</b>	<b>-</b>

County of Hidalgo, Texas  
 Budget Status by Project  
 Fund 1330 - Certificates of Obligation, Series 2000  
 Project Inception to May 31, 2016

Expenditures and Other Financing Uses	Original Budget	Adjusted Budget	Expenditures			Total	Encumbrances	Balance
			Current Month	Current Year	Prior Years			
Public safety								
Maintenance building & motor pool	-	1,189,155	-	-	1,189,155	1,189,155	-	-
Law enforcement training facility	-	2,524,367	-	-	2,524,367	2,524,367	-	-
Sheriff's administration building	2,236,329	3,162,302	-	-	3,162,302	3,162,302	-	-
Jail project	320,411	2,133,477	-	-	2,133,477	2,133,477	-	-
Adult detention facility	38,479,176	42,199,204	-	-	42,199,204	42,199,204	-	-
Issuance costs	724,637	653,390	-	-	653,390	653,390	-	-
Transfers Out - Ref Bonds 2014B	-	60,715	-	-	60,715	60,715	-	-
Transfers Out (COPS grant cash match)	-	99,799	-	-	99,799	99,799	-	-
<b>Total F1330 - Cert. of Oblig., Series 2000</b>	<b>41,760,553</b>	<b>52,022,409</b>	<b>-</b>	<b>-</b>	<b>52,022,409</b>	<b>52,022,409</b>	<b>-</b>	<b>-</b>

County of Hidalgo, Texas  
 Budget Status by Project  
 Fund 1331 - Certificates of Obligation, Series 2001  
 Project Inception to May 31, 2016

Expenditures and Other Financing Uses	Original Budget	Adjusted Budget	Expenditures			Total	Encumbrances	Balance
			Current Month	Current Year	Prior Years			
<b>General government</b>								
Elections - machinery & equipment	15,000	33,020	-	-	33,020	33,020	-	-
Tax Office - machinery & equipment	-	36,560	-	-	36,560	36,560	-	-
Purchasing - machinery & equipment	15,000	15,000	-	-	15,000	15,000	-	-
County Auditor - office equipment	-	175,219	-	-	175,219	175,219	-	-
County Judge - land	300,000	334,795	-	-	334,795	334,795	-	-
Elections building roof	38,775	22,700	-	-	22,700	22,700	-	-
Courthouse parking lot	150,000	-	-	-	-	-	-	-
Parking facility	250,000	117,884	-	-	117,884	117,884	-	-
Courthouse Parking Garage	-	-	-	-	-	-	-	-
Courthouse roof	130,000	-	-	-	-	-	-	-
Planning - machinery & equipment	17,000	17,000	-	-	17,000	17,000	-	-
Facilities Management - machinery & equipment	71,000	65,555	-	-	65,555	65,555	-	-
Facilities Management - courthouse roof	-	24,968	-	-	24,968	24,968	-	-
Courthouse chillers	350,000	133,570	-	-	133,570	133,570	-	-
Administration building renovations	331,225	249,510	-	-	249,510	249,510	-	-
Facilities Management - parking lot	-	183,964	-	-	183,964	183,964	-	-
<b>Public safety</b>								
Sheriff - machinery & equipment	610,000	606,899	-	-	606,899	606,899	-	-
Constables	-	-	-	-	-	-	-	-
Constables - machinery & equipment	37,500	39,540	-	-	39,540	39,540	-	-
Constable Pct. 1 - machinery & equipment	63,000	62,708	-	-	62,708	62,708	-	-
Constable Pct. 2 - machinery & equipment	84,000	83,611	-	-	83,611	83,611	-	-
Constable Pct. 3 - machinery & equipment	63,000	151,175	-	-	151,175	151,175	-	-
Constable Pct. 4 - machinery & equipment	42,000	41,805	-	-	41,805	41,805	-	-
Constable Pct. 5 - machinery & equipment	63,000	63,063	-	-	63,063	63,063	-	-
Fire Marshal - machinery & equipment	27,000	26,924	-	-	26,924	26,924	-	-
Juvenile Detention Center	1,500,000	501,735	-	-	501,735	501,735	-	-
<b>Highways and streets</b>								
Outer loop study	1,000,000	-	-	-	-	-	-	-
Aerial mapping	1,500,000	743,192	-	-	743,192	743,192	-	-
Pct. 1 - aerial mapping	-	70,260	-	-	70,260	70,260	-	-
Pct. 1 - roads	3,500,000	4,018,236	-	-	4,018,236	4,018,236	-	-
Pct. 1 - machinery & equipment	250,000	425,430	-	-	425,430	425,430	-	-
Pct. 1 - outer loop study	-	650,020	-	-	650,020	650,020	-	-
Pct. 1 - Mile 2 W (Mile 12N to US 83)	-	-	-	-	-	-	-	-
Pct. 2 - aerial mapping	-	20,860	-	-	20,860	20,860	-	-
Pct. 2 - roads	3,500,000	1,907,591	-	-	1,907,591	1,907,591	-	-
Pct. 2 - machinery & equipment	250,000	17,000	-	-	17,000	17,000	-	-
Pct. 2 - outer loop study	-	441,882	-	-	441,882	441,882	-	-
Pct. 3 - aerial mapping	-	66,025	-	-	66,025	66,025	-	-
Pct. 3 - roads	3,500,000	3,642,690	-	-	3,642,690	3,642,690	-	-
Pct. 3 - machinery & equipment	250,000	411,897	-	-	411,897	411,897	-	-
Pct. 3 - outer loop study	-	763,636	-	-	763,636	763,636	-	-
Pct. 4 - aerial mapping	-	79,230	-	-	79,230	79,230	-	-
Pct. 4 - roads	3,500,000	3,500,000	-	-	3,500,000	3,500,000	-	-
Pct. 4 - machinery & equipment	500,000	497,962	-	-	497,962	497,962	-	-
Pct. 4 - outer loop study	-	327,272	-	-	327,272	327,272	-	-
Pct. 4 - Sugar Road (Owassa to Trenton)	-	262,751	-	-	262,751	262,751	-	-
Right of Way US 281 (SH 495 to Trenton)	-	-	-	-	-	-	-	-
Right of Way FM 2061 (Dicker to Mission Floodway)	-	-	-	-	-	-	-	-
Right of Way BUS 83 PHII (FM 1427 to Showers)	-	-	-	-	-	-	-	-
Right of Way FM 2128 (SH 107 to US 281)	-	-	-	-	-	-	-	-
Right of Way BUS 83 PHI (US 83 to FM 1427)	-	-	-	-	-	-	-	-
Right of Way US 83-Palmview	-	-	-	-	-	-	-	-
Right of Way BUS 83 PHIII (Showers to Penitas)	-	-	-	-	-	-	-	-
<b>Sanitation</b>								
Pct. 1 Landfill - machinery & equipment	250,000	249,691	-	-	249,691	249,691	-	-
Pct. 2 Landfill - machinery & equipment	250,000	90,582	-	-	90,582	90,582	-	-
Pct. 3 Landfill - machinery & equipment	250,000	244,425	-	-	244,425	244,425	-	-
Pct. 4 Landfill - machinery & equipment	250,000	249,500	-	-	249,500	249,500	-	-
Risk Management	25,000	13,486	-	-	13,486	13,486	-	-
Landfill closure	1,400,000	2,003,960	-	-	2,003,960	2,003,960	-	-
<b>Drainage flood control</b>								
Drainage US 281 (SH 495 to Trenton)	-	-	-	-	-	-	-	-
Drainage FM 2128 (SH 107 to US 281)	-	-	-	-	-	-	-	-

County of Hidalgo, Texas  
 Budget Status by Project  
 Fund 1331 - Certificates of Obligation, Series 2001  
 Project Inception to May 31, 2016

Expenditures and Other Financing Uses	Original Budget	Adjusted Budget	Expenditures			Total	Encumbrances	Balance
			Current Month	Current Year	Prior Years			
Health and welfare								
Health Department-machinery & equipment	72,500	72,500	-	-	72,500	72,500	-	-
Culture-recreation								
Pct. 1 Parks - machinery & equipment	250,000	101,224	-	-	101,224	101,224	-	-
Pct. 2 Parks - machinery & equipment	250,000	151,605	-	-	151,605	151,605	-	-
Pct. 3 Parks - machinery & equipment	250,000	67,013	-	-	67,013	67,013	-	-
Pct. 4 Parks - machinery & equipment	-	-	-	-	-	-	-	-
Conservation of natural resources								
Texas Coop Extension - machinery & equipment	37,000	40,218	-	-	40,218	40,218	-	-
Urban and economic development								
Pct. 2 Community Resource Center	-	803,466	-	-	803,466	803,466	-	-
Issuance costs	483,000	455,163	-	-	455,163	455,163	-	-
Bond discount	-	847	-	-	847	847	-	-
Transfers out - Design purpose level 7	-	427,169	-	-	427,169	427,169	-	-
Transfer out - TXDOT	-	889,050	-	-	857,129	857,129	-	31,922
<b>Total F1331 - Cert. of Oblig., Series 2001</b>	<b>25,675,000</b>	<b>26,693,039</b>	<b>-</b>	<b>-</b>	<b>26,661,118</b>	<b>26,661,118</b>	<b>-</b>	<b>31,922</b>

County of Hidalgo, Texas  
 Budget Status by Project  
 Fund 1332 - Certificates of Obligation, Series 2002  
 Project Inception to May 31, 2016

Expenditures and Other Financing Uses	Original Budget	Adjusted Budget	Expenditures			Total	Encumbrances	Balance
			Current Month	Current Year	Prior Years			
<b>General government</b>								
County Court at Law 2 - office equipment	-	7,422	-	-	7,422	7,422	-	-
JP Pct. 2, Place 1 - computer equipment	1,000	1,000	-	-	1,000	1,000	-	-
District Clerk	-	19,300	-	-	19,300	19,300	-	-
County Court at Law 5 - building renovation	385,100	9,450	-	-	9,450	9,450	-	-
Auxiliary Court A - building renovation	-	8,426	-	-	8,426	8,426	-	-
Auxiliary Court B - building renovation	-	7,520	-	-	7,520	7,520	-	-
Elections - building renovation	-	25,580	-	-	25,580	25,580	-	-
IT Dept	126,238	199,756	-	-	199,756	199,756	-	-
Pct. 2 - Tax office	-	392,492	-	-	392,492	392,492	-	-
Purchasing - machinery & equipment	33,500	37,973	-	-	37,973	37,973	-	-
County Auditor - machinery & equipment	85,000	79,499	-	-	79,499	79,499	-	-
Human Resources - machinery & equipment	10,000	9,790	-	-	9,790	9,790	-	-
Pct. 1 - Multi-Purpose Center - building renovation	600,000	692,399	-	-	692,399	692,399	-	-
Pct. 3 - Multi-Purpose Center - building renovation	750,000	1,698,859	-	-	1,698,859	1,698,859	-	-
Planning - machinery & equipment	67,012	3,156	-	-	3,156	3,156	-	-
Fac Management - Admin Buiding - add & renov	-	5,550	-	-	5,550	5,550	-	-
Risk Management - building renovation	545,000	252,403	-	-	252,403	252,403	-	-
Risk Management - machinery & equipment	152,000	-	-	-	-	-	-	-
<b>Public safety</b>								
Courthouse basement - renovation	414,900	459,118	-	-	459,118	459,118	-	-
Sheriff - vehicles	607,236	776,827	-	-	776,827	776,827	-	-
Constable Pct. 1 - vehicles	30,000	30,032	-	-	30,032	30,032	-	-
Constable Pct. 3 - vehicles	86,863	30,015	-	-	30,015	30,015	-	-
Constable Pct. 4 - vehicles	21,500	21,010	-	-	21,010	21,010	-	-
Constable Pct. 5 - machinery & equipment	68,350	58,782	-	-	58,782	58,782	-	-
Fire Marshal - equipment	-	9,482	-	-	9,482	9,482	-	-
New Adult Probation Building	-	101,950	-	-	101,950	101,950	-	-
Juvenile Detention Center	236,328	898,057	-	-	898,057	898,057	-	-
<b>Highways and streets</b>								
FEMA	-	24,580	-	-	24,580	24,580	-	-
Pct. 1 - roads	3,500,000	2,886,404	-	-	2,886,404	2,886,404	-	-
Pct. 2 - roads	1,500,000	156,520	-	-	156,520	156,520	-	-
Pct. 2 - outer loop phase 1	-	183,438	-	-	183,438	183,438	-	-
Pct. 3 - roads & machinery & equipment	3,248,400	1,859,101	-	-	1,859,101	1,859,101	-	-
Pct. 4 - roads	1,500,000	1,359,897	-	-	1,359,897	1,359,897	-	-
Pct. 4 - outer loop	-	216,548	-	-	216,548	216,548	-	-
<b>Sanitation</b>								
Pct. 3 Landfill - engineering services	20,000	-	-	-	-	-	-	-
Pct. 4 Landfill - engineering services	1,670,000	1,715,423	-	-	1,715,423	1,715,423	-	-
<b>Drainage flood control</b>								
Raymondville Drainage - engineering services	5,000,000	4,220,707	-	-	4,220,707	4,220,707	-	-
TXDOT Drainage	-	-	-	-	-	-	-	-
<b>Culture - recreation</b>								
Pct. 4 Parks - buildings	300,000	288,028	-	-	288,028	288,028	-	-
Issuance costs	415,316	404,335	-	-	404,335	404,335	-	-
Transfers out - Capital Outlay	-	1,112,441	-	-	1,112,441	1,112,441	-	-
Transfers out - TXDOT	-	2,505,130	-	-	2,505,130	2,505,130	-	-
<b>Total F1332 - Cert. of Oblig., Series 2002</b>	<b>21,373,743</b>	<b>22,768,401</b>	<b>-</b>	<b>-</b>	<b>22,768,401</b>	<b>22,768,401</b>	<b>-</b>	<b>-</b>

County of Hidalgo, Texas  
 Budget Status by Project  
 Fund 1334 - Certificates of Obligation, Series 2004  
 Project Inception to May 31, 2016

Expenditures and Other Financing Uses	Original Budget	Adjusted Budget	Expenditures			Total	Encumbrances	Balance
			Current Month	Current Year	Prior Years			
<b>General government</b>								
Bennett building add & renov	-	-	-	-	-	-	-	-
Horizon building add & renov	-	-	-	-	-	-	-	-
Fac Mgmt- Courthouse - building R&M	-	585,575	-	-	585,575	585,575	-	-
Elections - software & other equipments	2,322,272	214,981	-	-	214,981	214,981	-	-
Elections - buildings add & renov	-	15,352	-	-	15,352	15,352	-	-
IT Dept	-	1,224,587	-	-	1,224,587	1,224,587	-	-
Pct. 2 Tax Office building	-	607,401	-	-	607,401	607,401	-	-
Pct. 3 CRC building	-	-	-	-	-	-	-	-
Pct. 4 JP & License - building (Planning)	-	-	-	-	-	-	-	-
Fac Mgmt- Weslaco Boot Camp & Health Clinic	3,000,000	34,016	-	-	34,016	34,016	-	-
Fac Mgmt- Admin Buildings	-	894,150	-	-	894,150	894,150	-	-
Fac Mgmt- old Jail	-	123,511	-	-	123,511	123,511	-	-
Fac Mgmt- vehicles	-	72,078	-	-	72,078	72,078	-	-
Fac Mgmt- parking lot	-	-	-	-	-	-	-	-
Fac Mgmt- Admin Building - 100 E Cano - bldg add&renov	-	69,770	-	-	69,770	69,770	-	-
<b>Public safety</b>								
Sheriff - vehicles	-	49,905	-	-	49,905	49,905	-	-
Const Pct. 1 - vehicles	-	49,924	-	-	49,924	49,924	-	-
Const Pct. 2 - vehicles	-	25,027	-	-	25,027	25,027	-	-
Const Pct. 3 - vehicles	-	75,856	-	-	75,856	75,856	-	-
Const Pct. 4 - vehicles	-	49,792	-	-	49,792	49,792	-	-
Const Pct. 5 - vehicles	-	25,667	-	-	25,667	25,667	-	-
Fac Mgmt- Sally Port	-	592,598	-	-	592,598	592,598	-	-
Weslaco Boot Camp	-	-	-	-	-	-	-	-
Juvenile Detention Center	12,500,000	16,623,656	-	-	16,623,656	16,623,656	-	-
<b>Highways and streets</b>								
Pct. 1 - Roads	1,800,000	1,683,243	-	-	1,683,243	1,683,243	-	-
Pct. 1 - Mile 2 W (Mile 12 N to US 83)	-	-	-	-	-	-	-	-
Pct. 2 - New Admin Building	1,500,000	1,271,118	-	-	1,271,118	1,271,118	-	-
Pct. 2 - County Shop	-	106,982	-	-	106,982	106,982	-	-
Pct. 3 - Roads	2,800,000	217,615	-	-	217,615	217,615	-	-
Pct. 4 - Roads	1,200,000	-	-	-	-	-	-	-
Pct. 4 - Trenton Road (US 281 to FM 491)	-	500,000	-	-	500,000	500,000	-	-
Pct. 4 - Trenton Road (I RD to FM 493)	-	-	-	-	-	-	-	-
Pct. 4 - Wallace Road (FM 1925 to FM 490)	-	-	-	-	-	-	-	-
Fac Mgmt- Catwalk - Pct. 1-building add & renov	-	42,268	-	-	42,268	42,268	-	-
Fac Mgmt- Pct. 3 Maint building-building add & renov	-	41,950	-	-	41,950	41,950	-	-
<b>Sanitation</b>								
Pct. 3 Landfill - engineering services	700,000	2,229,850	-	-	2,229,850	2,229,850	-	-
<b>Health and welfare</b>								
Pct. 2 WIC/HHS building	-	1,746,499	-	-	1,746,499	1,746,499	-	-
Edinburg WIC - building add & renov	-	55,950	-	-	55,950	55,950	-	-
Mission WIC - building add & renov	-	85,825	-	-	85,825	85,825	-	-
Health Dept - Pharr	2,200,000	-	-	-	-	-	-	-
Health Dept - Edinburg	900,000	1,163,370	-	-	1,163,370	1,163,370	-	-
Health Dept - McAllen	200,000	167,109	-	-	167,109	167,109	-	-
Health Dept - Weslaco	200,000	184,731	-	-	184,731	184,731	-	-
Health Dept - vehicles	-	13,064	-	-	13,064	13,064	-	-
Health Dept - Mission	-	-	-	-	-	-	-	-
Health Dept - Elsa	-	-	-	-	-	-	-	-
Health Dept - Hidalgo	-	-	-	-	-	-	-	-
Fac Mgmt- Mansion	-	31,029	-	-	31,029	31,029	-	-
<b>Culture - recreation</b>								
Pct. 2 Parks - buildings	500,000	-	-	-	-	-	-	-
Pct. 1 Parks - Delta Lake building	-	150,638	-	-	150,638	150,638	-	-
<b>Conservation of natural resources</b>								
Texas Coop Extension - building R&M	-	72,984	-	-	72,984	72,984	-	-
<b>Issuance costs</b>								
Transfers out - Capital outlay	200,000	189,267	-	-	189,267	189,267	-	-
Transfers out - TXDOT	-	1,153,805	-	-	1,153,805	1,153,805	-	-
Transfers out - TXDOT	-	3,916,892	-	-	3,916,892	3,916,892	-	-
<b>Total F1334 - Cert. of Oblig., Series 2004</b>	<b>30,022,272</b>	<b>36,358,036</b>	<b>-</b>	<b>-</b>	<b>36,358,036</b>	<b>36,358,036</b>	<b>-</b>	<b>-</b>

County of Hidalgo, Texas  
 Budget Status by Project  
 Fund 1336 - Certificates of Obligation, Series 2006  
 Project Inception to May 31, 2016

Expenditures and Other Financing Uses	Original Budget	Adjusted Budget	Expenditures			Total	Encumbrances	Balance
			Current Month	Current Year	Prior Years			
<b>General government</b>								
Pct. 2 - JP/Constables - buildings	-	1,371,505	-	-	1,371,505	1,371,505	-	-
Fac Mgmt - Courthouse - building R&M	-	899,382	-	-	899,382	899,382	-	-
Fac Mgmt - Crts/old Juvenile Detention-bldg add&renov	400,000	-	-	-	-	-	-	-
Fac Mgmt - Auxiliary CRT - building add & renov	-	45,752	-	-	45,752	45,752	-	-
Fac Mgmt - Election - building add & renov	-	380,377	-	-	380,377	380,377	-	-
IT Dept	365,000	221,403	-	-	221,403	221,403	-	-
Pct. 1 - Multi-Purpose Center - other structures	-	19,735	-	-	19,735	19,735	-	-
Pct. 4 - Criminal Justice Center - buildings	400,000	-	-	-	-	-	-	-
Fac Mgmt - Admin Building-100 E Cano-parking lot	3,500,000	8,217	-	-	8,217	8,217	-	-
Fac Mgmt - Other Major Buildings	850,000	54,215	-	-	54,215	54,215	-	-
Fac Mgmt - Courthouse Additional Parking Lot	-	7,324,919	-	-	7,324,919	7,324,919	-	-
Fac Mgmt - Admin Building-100 E Cano-bldg add&renov	-	2,270,927	-	-	2,270,927	2,270,927	-	-
<b>Public safety</b>								
Fac Mgmt - Constable Pct. 1 - building & other structures	-	1,040,468	-	-	1,040,468	1,040,468	-	-
Fac Mgmt - Sheriff - Evidence - building add & renov	-	40,280	-	-	40,280	40,280	-	-
Sheriff Substation Pct. 1 - buildings	3,000,000	2,940,811	-	-	2,940,811	2,940,811	-	-
Juvenile Detention Center	547,585	579,882	-	-	579,882	579,882	-	-
<b>Highways and streets</b>								
County wide	-	579,340	-	-	579,340	579,340	-	-
Pct. 1 - Mile 2 W (Mile 12 N to US83)	-	-	-	-	-	-	-	-
Pct. 1 - Roads	3,819,000	3,587,326	-	-	3,587,326	3,587,326	-	-
Pct. 1 - FM 493 (Mile 10 N to SH 107) - aid to other govt	-	1,538,487	-	-	1,538,487	1,538,487	-	-
Pct. 1 - Mile 10 N (Mile 4 W-E 1215') Widening	-	-	-	-	-	-	-	-
Pct. 1 - Mile 17 N (FM 88 to FM 1015)	-	20,008	-	-	20,008	20,008	-	-
Pct. 1 - Ridge Road (Cesar Chavez to Alamo)-aid to other govt	-	15,000	-	-	15,000	15,000	-	-
Pct. 1 - Mile 4 W (Mile 15 N to Mile 16 N)	-	-	-	-	-	-	-	-
Pct. 2 - Roads	2,000,000	1,043,580	-	-	1,043,580	1,043,580	-	-
Pct. 3 - Roads	3,828,000	1,900,982	-	-	1,900,982	1,900,982	-	-
Pct. 3 - La Homa Road (SH 495 to FM 1924)	-	1,132,516	-	-	1,132,516	1,132,516	-	-
Pct. 3 - Wallace Road (FM 1925 to FM 490)	-	-	-	-	-	-	-	-
Pct. 3 - Mile 3 N (Tomgill to FM 2221)	-	93,465	-	-	93,465	93,465	-	-
Pct. 3 - Mile 4 N (Tomgill to FM 2221)	-	241,356	-	-	241,356	241,356	-	-
Pct. 3 - Circle 6 Road (N & S of Mile 4N)	-	12,952	-	-	12,952	12,952	-	-
Pct. 3 - US 83/LA JOYA Relief Route	-	-	-	-	-	-	-	-
Pct. 4 - Sugar Road (Owassa to Trenton)	-	287,249	-	-	287,249	287,249	-	-
Pct. 4 - Roads	2,700,000	2,424,159	-	-	2,424,159	2,424,159	-	-
Pct. 4 - 10th Street (SH 107 to FM 1925)	-	919,077	-	-	919,077	919,077	-	-
Pct. 4 - Trenton Road (I RD to FM 493)	-	-	-	-	-	-	-	-
Pct. 4 - Wallace Road (FM 1925 to FM 490)	-	-	-	-	-	-	-	-
Pct. 4 - Drainage improvement project-heavy equipments	-	730,911	-	-	730,911	730,911	-	-
Pct. 4 - FM1925 (Kenyon-FM907)	-	429,600	-	-	429,600	429,600	-	-
Pct. 4 - Curry Estates Drainage	-	15,455	-	-	15,455	15,455	-	-
Pct. 1 - CR333 Bridge-ILA with Willacy	-	4,900	-	-	4,900	4,900	-	-
<b>Sanitation</b>								
Pct. 1 - Landfill	-	309,208	-	-	309,208	309,208	-	-
Pct. 3 - Landfill	-	684,689	-	-	684,689	684,689	-	-
Pct. 4 - Landfill	-	129,685	-	-	129,685	129,685	-	-
<b>Health and welfare</b>								
Health Dept - Pharr	-	-	-	-	-	-	-	-
Health Dept - Edinburg	-	126,715	-	-	126,715	126,715	-	-
Health Dept - McAllen	-	95,942	-	-	95,942	95,942	-	-
Health Dept - Weslaco	-	80,606	-	-	80,606	80,606	-	-
Health Dept - Other equipment	250,000	145,385	-	-	145,385	145,385	-	-
Health Dept - Mission	-	165,157	-	-	165,157	165,157	-	-
Health Dept - Elsa	-	22,557	-	-	22,557	22,557	-	-
Health Dept - Hidalgo	-	35,507	-	-	35,507	35,507	-	-
Mansion-building add & renov	-	450,069	-	-	450,069	450,069	-	-
Head Start Kitchen	-	771,140	-	-	771,140	771,140	-	-
<b>Culture - recreation</b>								
Pct. 4 - Sunflower Park	-	56,065	-	-	56,065	56,065	-	-
<b>Urban and economic development</b>								
Pct. 1 CRC Progreso - building add & renov	-	94,550	-	-	94,550	94,550	-	-
<b>Issuance costs</b>								
Transfer Out - Capital Outlay	611,282	611,282	-	-	611,282	611,282	-	-
Transfer Out - TXDOT Projects	1,900,000	2,268,217	-	-	2,268,217	2,268,217	-	-
Transfer Out - CO 2006	2,453,000	4,293,418	-	-	4,293,418	4,293,418	-	-
Transfer Out - CO 2006	-	277	-	-	277	277	-	-
<b>Total F1336 - Cert. of Oblig., Series 2006</b>	<b>26,623,867</b>	<b>42,514,702</b>	<b>-</b>	<b>-</b>	<b>42,514,702</b>	<b>42,514,702</b>	<b>-</b>	<b>-</b>

County of Hidalgo, Texas  
 Budget Status by Project  
 Fund 1339 - Certificates of Obligation, Series 2009  
 Project Inception to May 31, 2016

Expenditures and Other Financing Uses	Original Budget	Adjusted Budget	Expenditures			Total	Encumbrances	Balance
			Current Month	Current Year	Prior Years			
General Government								
Fac Mgmt- Admin Building - 100 E Cano - bldg add & renov	-	50,461	-	-	50,461	50,461	-	-
Highways and streets								
Pct. 1 machinery & equipment	-	380,832	-	-	380,832	380,832	-	-
Pct. 1 Drainage Improvement	2,856,000	1,216,133	-	-	1,216,133	1,216,133	-	-
Pct. 1 FM 493 (US 281 to BUS 83) - aid to other govt	1,144,000	1,129,000	-	-	1,129,000	1,129,000	-	-
Pct. 1 W Mile 4 W (Mile 12 N to Mile 13½ N) Drainage	-	499,632	-	-	499,632	499,632	-	-
Pct. 1 20 miles of 80.25 miles Drainage	-	967,221	-	-	967,221	967,221	-	-
Pct. 1 Pond (Mile 21 N & Mile 5½ W)	-	108,857	-	-	108,857	108,857	-	-
Pct. 1 Victoria (Mile 9½ N to Mile 12 N) - Road	-	-	-	-	-	-	-	-
Pct. 1 E Mile 4 W (US 281 to IBWC) Drainage	-	33,380	-	-	33,380	33,380	-	-
Pct. 1 W Mile 4 W (Mile 15 N to SH 107) Drainage	-	15,282	-	-	15,282	15,282	-	-
Pct. 1 Estancia Drainage	-	32,065	-	-	32,065	32,065	-	-
Pct. 1 Olivares #2 & Chapa #2 Drainage	-	38,135	-	-	38,135	38,135	-	-
Pct. 1 E Mile 4 W (Mile 12 N to Mile 13½ N) Drainage	-	49,847	-	-	49,847	49,847	-	-
Pct. 1 W Mile 4 W (SH 107 to FM 1925) Drainage	-	98,823	-	-	98,823	98,823	-	-
Pct. 1 W Mile 4 W (Mile 13½ N to Mile 15 N) Drainage	-	35,963	-	-	35,963	35,963	-	-
Pct. 1 W FM 493 (IBWC to US 83) Drainage	-	69,316	-	-	69,316	69,316	-	-
Pct. 1 W Mile 5 W (Mile 20 N to FM 2812) Drainage	-	16,400	-	-	16,400	16,400	-	-
Pct. 1 E Mile 4 W (Mile 13½ N to Mile 15 N) Drainage	-	16,773	-	-	16,773	16,773	-	-
Pct. 1 E Mile 4 W (Mile 10 N to Mile 12 N) Drainage	-	22,936	-	-	22,936	22,936	-	-
Pct. 1 E Mile 4 W (US 83 to Mile 10 N) Drainage	-	103,877	-	-	103,877	103,877	-	-
Pct. 1 E Mile 2 W (FM 1925 to FM 1921) Drainage	-	11,218	-	-	11,218	11,218	-	-
Pct. 1 E Mile 4 W (SH 107 to FM 1925) Drainage	-	60,949	-	-	60,949	60,949	-	-
Pct. 1 E Mile 4 W (Mile 15 N to SH 107) Drainage	-	13,036	-	-	13,036	13,036	-	-
Pct. 1 W Mile 4 W (IBWC to US 83) Drainage	-	163	-	-	163	163	-	-
Pct. 1 Bar Ditches	-	267,799	-	-	267,799	267,799	-	-
Pct. 1 La Villa Drain	-	58,507	-	-	58,507	58,507	-	-
Pct. 1 Weslaco Drain	-	7,301	-	-	7,301	7,301	-	-
Pct. 1 IBWC Floodway	-	20,280	-	-	20,280	20,280	-	-
Pct. 1 Mercedes Lateral	-	1,375	-	-	1,375	1,375	-	-
Pct. 1 HCCID#9 Drain Channel-Drainage	-	48,084	-	-	48,084	48,084	-	-
Pct. 1 Sioux Road (Tower to Val Verde)	-	4,577	-	-	4,577	4,577	-	-
Pct. 1 Mile 4 W (Mile 15 N to Mile 16N)	-	91,885	-	-	91,885	91,885	-	-
Pct. 1 Border Road (Mile 5 N to Mile 6 W) - Roads	-	234,830	-	-	234,830	234,830	-	-
Pct. 1 Mile 15 (Mile 6 W to FM 1015) - Roads	-	222,693	-	-	222,693	222,693	-	-
Pct. 1 Victoria Road (Mile 9½ N to Mile 10 N) - Road	-	50,409	-	-	50,409	50,409	-	-
Pct. 1 Palm Street - Roads	-	17,116	-	-	17,116	17,116	-	-
Pct. 2 Tower Road (Moore to Balli)	-	276,057	-	-	276,057	276,057	-	-
Pct. 2 Roads	-	118,048	-	-	118,048	118,048	-	-
Pct. 2 Tower Road Drainage (El Gato to Rancho Blanco)	-	549,619	-	-	549,619	549,619	-	-
Pct. 2 Drainage Improvement	4,000,000	274,168	-	-	274,168	274,168	-	-
Pct. 2 L.J. Drainage (S of Owassa)	-	805,127	-	-	805,127	805,127	-	-
Pct. 2 Cesar Chavez Drainage (1 Mile E Tower)	-	894,386	-	-	894,386	894,386	-	-
Pct. 2 Southfork Estates Drainage	-	643,773	-	-	643,773	643,773	-	-
Pct. 2 L.J. Pond	-	330,688	-	-	330,688	330,688	-	-
Pct. 2 Tower Road Crossing-Drainage	-	68,429	-	-	68,429	68,429	-	-
Pct. 2 Minnesota Drain Project	-	22,418	-	-	22,418	22,418	-	-
Pct. 3 La Homa (SH 495 to FM 1924) - Road	-	355,228	-	-	355,228	355,228	-	-
Pct. 3 Drainage Improvement	4,000,000	2,188,151	-	-	2,188,151	2,188,151	-	-
Pct. 3 Moore Field / Mile 5 N Drainage	-	108,617	-	-	108,617	108,617	-	-
Pct. 3 Prairie View Heights PH I Drainage	-	220,788	-	-	220,788	220,788	-	-
Pct. 3 Prairie View Heights PH II Drainage	-	21,243	-	-	21,243	21,243	-	-
Pct. 3 Stewart Road Outfall	-	134,725	-	-	134,725	134,725	-	-
Pct. 3 Acevedo Subd#4 & Monte Bonito Subd Outfall	-	147,912	-	-	147,912	147,912	-	-
Pct. 3 Bentsen Palm Drive-Drainage	-	386,774	-	-	386,774	386,774	-	-
Pct. 3 Mile 2 N & Abram Road-Drainage	-	144,470	-	-	144,470	144,470	-	-
Pct. 3 Moorefield-La Suena-Drainage	-	28,959	-	-	28,959	28,959	-	-
Pct. 4 Drainage Improvement	8,000,000	1,022,390	-	-	1,022,390	1,022,390	-	-
Pct. 4 Aguilar Pond	-	1,229,636	-	-	1,229,636	1,229,636	-	-
Pct. 4 Fike Pond	-	763,067	-	-	763,067	763,067	-	-
Pct. 4 Alamo Acres Pocket Drainage	-	125,967	-	-	125,967	125,967	-	-
Pct. 4 Damian Acres Pocket Drainage	-	123,597	-	-	123,597	123,597	-	-
Pct. 4 Diana Estates Pocket Drainage	-	36,643	-	-	36,643	36,643	-	-

County of Hidalgo, Texas  
 Budget Status by Project  
 Fund 1339 - Certificates of Obligation, Series 2009  
 Project Inception to May 31, 2016

Expenditures and Other Financing Uses	Original Budget	Adjusted Budget	Expenditures			Total	Encumbrances	Balance
			Current Month	Current Year	Prior Years			
Pct. 4 Kaylen Heights Pocket Drainage	-	236,651	-	-	236,651	236,651	-	-
Pct. 4 Owassa Acres Pocket Drainage	-	2,250	-	-	2,250	2,250	-	-
Pct. 4 Tower Road (Alberta to Trenton) Pocket Drainage	-	10,300	-	-	10,300	10,300	-	-
Pct. 4 FM 2812 & FM 493 Pocket Drainage	-	4,800	-	-	4,800	4,800	-	-
Pct. 4 Holmes Road Pocket Drainage	-	4,000	-	-	4,000	4,000	-	-
Pct. 4 Dickerson Pond	-	3,765,447	-	-	3,765,447	3,765,447	-	-
Pct. 4 North Branch Drain	-	672,668	-	-	672,668	672,668	-	-
Pct. 4 San Carlos Drain	-	62,337	-	-	62,337	62,337	-	-
Pct. 4 Schunior Drain	-	65,050	-	-	65,050	65,050	-	-
Pct. 4 Curry Drain	-	97,289	-	-	97,289	97,289	-	-
Pct. 4 Tex - Mex Drain	-	7,500	-	-	7,500	7,500	-	-
Pct. 4 Alamo Brisas Pocket Drainage	-	67,278	-	-	67,278	67,278	-	-
Pct. 4 Alberta Road Pocket Drainage	-	-	-	-	-	-	-	-
Pct. 4 Hoehn Sub Pocket Drainage	-	13,900	-	-	13,900	13,900	-	-
Pct. 4 Tex - Mex Road & SH 107 Pocket Drainage	-	6,212	-	-	6,212	6,212	-	-
Pct. 4 Trenton & Alamo Road Pocket Drainage	-	9,145	-	-	9,145	9,145	-	-
Pct. 4 Owassa Road(Alamo-Cesar Chavez) Pocket Drainage	-	7,235	-	-	7,235	7,235	-	-
Pct. 4 Guerra Pond	-	248,159	-	-	248,159	248,159	-	-
Pct. 4 Verle Cray Curry Rd Pond	-	140,034	-	-	140,034	140,034	-	-
Pct. 4 Verle Cray Curve Rd Pond	-	121,718	-	-	121,718	121,718	-	-
Pct. 4 Dickerson Pond to Schunior Drain	-	49,200	-	-	49,200	49,200	-	-
Pct. 4 Diana Estates to Curry Drain	-	46,991	-	-	46,991	46,991	-	-
Pct. 4 Gonzalez Pond	-	145,066	-	-	145,066	145,066	-	-
Pct. 4 Hoehn Drain	-	43,390	-	-	43,390	43,390	-	-
Pct. 4 Tower Heights Drainage	-	5,919	-	-	5,919	5,919	-	-
Pct. 4 Bandera Estates Drainage	-	4,800	-	-	4,800	4,800	-	-
Pct. 4 Alamo & Mile 17½ Drainage	-	2,200	-	-	2,200	2,200	-	-
Pct. 4 Trenton Drain	-	90,982	-	-	90,982	90,982	-	-
Pct. 4 Four Queens Subdivision Drainage	-	5,695	-	-	5,695	5,695	-	-
Pct. 4 Faysville Pump	-	35,216	-	-	35,216	35,216	-	-
Pct. 4 Curry Estates Drainage	-	-	-	-	-	-	-	-
Pct. 1 CR333 Bridge - ICA With Willacy County	-	-	-	-	-	-	-	-
Culture - recreation								
Pct. 2 Lopezville Park	-	42,696	-	-	42,696	42,696	-	-
Pct. 4 Sunflower Park	-	16,081	-	-	16,081	16,081	-	-
Issuance costs	487,434	487,434	-	-	487,434	487,434	-	-
Transfers Out - TXDOT Projects	-	1,279,628	-	-	1,279,628	1,279,628	-	-
<b>Total F1339 - Cert. of Oblig., Series 2009</b>	<b>20,487,434</b>	<b>24,813,309</b>	<b>-</b>	<b>-</b>	<b>24,813,309</b>	<b>24,813,309</b>	<b>-</b>	<b>-</b>

By Departments	Original Budget	Adjusted Budget	Expenditures			Total	Encumbrances	Balance
			Current Month	Current Year	Prior Years			
Facilities Management - Building additions & renovations	-	50,461	-	-	50,461	50,461	-	-
Total Facilities Management	-	50,461	-	-	50,461	50,461	-	-
Pct. 1 Drainage Projects	2,856,000	3,813,353	-	-	3,813,353	3,813,353	-	-
Pct. 1 Road Projects	1,144,000	2,131,342	-	-	2,131,342	2,131,342	-	-
Pct. 1 Bridge Projects	-	-	-	-	-	-	-	-
Pct. 1 TXDOT Road Projects	-	103,058	-	-	103,058	103,058	-	-
Total Pct. 1	<b>4,000,000</b>	<b>6,047,753</b>	<b>-</b>	<b>-</b>	<b>6,047,753</b>	<b>6,047,753</b>	<b>-</b>	<b>-</b>
Pct. 2 Drainage Projects	4,000,000	3,588,609	-	-	3,588,609	3,588,609	-	-
Pct. 2 Road Projects	-	394,105	-	-	394,105	394,105	-	-
Pct. 2 TXDOT Road Projects	-	357,288	-	-	357,288	357,288	-	-
Pct. 2 Lopezville Park	-	42,696	-	-	42,696	42,696	-	-
Total Pct. 2	<b>4,000,000</b>	<b>4,382,697</b>	<b>-</b>	<b>-</b>	<b>4,382,697</b>	<b>4,382,697</b>	<b>-</b>	<b>-</b>
Pct. 3 Drainage Projects	4,000,000	3,381,639	-	-	3,381,639	3,381,639	-	-
Pct. 3 Road Projects	-	355,228	-	-	355,228	355,228	-	-
Pct. 3 TXDOT Road Projects	-	795,554	-	-	795,554	795,554	-	-
Total Pct. 3	<b>4,000,000</b>	<b>4,532,421</b>	<b>-</b>	<b>-</b>	<b>4,532,421</b>	<b>4,532,421</b>	<b>-</b>	<b>-</b>
Pct. 4 Drainage Projects	8,000,000	9,272,732	-	-	9,272,732	9,272,732	-	-
Pct. 4 Road Projects	-	-	-	-	-	-	-	-
Pct. 4 TXDOT Road Projects	-	23,728	-	-	23,728	23,728	-	-
Pct. 4 Sunflower Park	-	16,081	-	-	16,081	16,081	-	-
Total Pct. 4	<b>8,000,000</b>	<b>9,312,541</b>	<b>-</b>	<b>-</b>	<b>9,312,541</b>	<b>9,312,541</b>	<b>-</b>	<b>-</b>
Issuance costs	487,434	487,434	-	-	487,434	487,434	-	-
<b>Total F1339 - Cert. of Oblig., Series 2009</b>	<b>20,487,434</b>	<b>24,813,309</b>	<b>-</b>	<b>-</b>	<b>24,813,309</b>	<b>24,813,309</b>	<b>-</b>	<b>-</b>

County of Hidalgo, Texas  
 Budget Status by Project  
 Fund 1341 - Certificates of Obligation, Series 2009B&C  
 Project Inception to May 31, 2016

Expenditures and Other Financing Uses	Original Budget	Adjusted Budget	Expenditures			Total	Encumbrances	Balance
			Current Month	Current Year	Prior Years			
Highways and streets								
Pct. 4 Machinery & Equipment	-	539,203	-	-	-	-	533,246	5,957
Pct. 4 10th Street (SH 107 to FM 1925)	-	621,824	-	-	621,824	621,824	-	-
Pct. 4 FM 1925 (Kenyon to FM 907) - aid to other govt	-	245,265	-	-	171,827	171,827	69,233	4,205
Pct. 4 Ramseyer Road (US 281 - Dolittle) - roads	-	60,797	-	-	-	-	56,879	3,918
Raymondville Drain	7,350,000	7,609,174	-	-	7,609,174	7,609,174	-	-
J-09 Drainage Project	2,750,000	1,255,521	-	-	1,243,079	1,243,079	12,442	-
HCDD#1 - machinery & equipment	2,014,242	1,652,625	-	-	1,649,635	1,649,635	2,990	-
Issuance costs	280,292	339,887	-	-	339,887	339,887	-	-
Transfer out - TXDOT	-	771,005	-	-	771,005	771,005	-	-
<b>Total F1341 - Cert. of Oblig., Series 2009B&amp;C</b>	<b>12,394,534</b>	<b>13,095,302</b>	<b>-</b>	<b>-</b>	<b>12,406,432</b>	<b>12,406,432</b>	<b>674,790</b>	<b>14,080</b>

County of Hidalgo, Texas  
 Budget Status by Project  
 Fund 1342 - Certificates of Obligation, Series 2010A&B  
 Project Inception to May 31, 2016

Expenditures and Other Financing Uses	Original Budget	Adjusted Budget	Expenditures			Total	Encumbrances	Balance
			Current Month	Current Year	Prior Years			
<b>General government</b>								
Pct. 2 JP/Constables - buildings	-	5,189	-	-	5,189	5,189	-	-
Fac Mgmt - Courthouse - 100 N Closner - bldg add&renov	3,615,000	-	-	-	-	-	-	-
Pct. 2 Tax Office - buildings	-	5,189	-	-	5,189	5,189	-	-
Pct. 4 CRC Sunflowers/SH107 - building	-	143,129	-	1,234	111,395	112,629	30,500	-
Pct. 4 Restitution Center - 1124 M. Road - bldg add & renov	-	226,124	-	-	226,124	226,124	-	-
Pct. 4 New Motor Pool - 1124 M. Road - buildings	-	268,543	-	-	263,488	263,488	5,050	5
Pct. 4 Linn San Manuel Emergency Facility - buildings	-	7,054	-	1,234	5,820	7,054	-	-
Ebony Plaza - 9805 N. 10th Street	-	1,085,393	-	-	1,085,393	1,085,393	-	-
Courthouse - buildings	-	848,351	-	-	848,351	848,351	-	-
Fac Mgmt - Admin Building - 100 E. Cano - bldg add&renov	3,481,000	2,840,924	-	-	2,823,799	2,823,799	17,125	-
Fac Mgmt - Medplex - 1615 S Closner - buildings	2,850,000	-	-	-	-	-	-	-
Fac Mgmt - Courts Modular - buildings	-	2,613,576	-	8,924	2,584,477	2,593,401	18,681	1,494
<b>Public safety</b>								
Fac Mgmt - Constable Pct. 1 - building & other structures	-	226,148	-	-	202,336	202,336	23,813	-
Fac Mgmt - Morgue/old Juv Det-3100 S Bus 281-bldg add&renov	760,000	912,017	-	-	907,912	907,912	4,105	-
Sheriff Substation Pct. 1 - buildings	1,275,000	1,271,133	-	-	1,271,133	1,271,133	-	-
<b>Highways and streets</b>								
Pct. 1 Roads	3,817,994	1,151,935	-	-	1,151,935	1,151,935	-	-
Pct. 1 FM 493 (US 281 to BUS 83) - aid to other govt	-	566,680	-	-	566,680	566,680	-	-
Pct. 1 Mile 17 N (FM 88 to FM 1015) - roads	182,006	1,114,044	15,179	15,179	1,078,667	1,093,845	16,408	3,791
Pct. 1 Pleasantview (S 11 to 34 st)	-	149,974	-	-	149,974	149,974	-	-
Pct. 1 Bar Ditches	-	256,133	-	-	256,133	256,133	-	-
Pct. 1 HCCID#9 Channels	-	146,036	-	-	146,036	146,036	-	-
Pct. 1 Colonia Lucero Del Norte	-	56,921	-	-	51,540	51,540	5,381	-
Pct. 1 Colonia Adams & Black	-	36,695	-	-	26,755	26,755	9,940	-
Pct. 1 Valdez (Armando to Drain Ditch) - roads	-	73,495	-	-	73,495	73,495	-	-
Pct. 1 Minnesota Road (Goolie to Dillon) - roads	-	66,112	-	-	66,112	66,112	-	-
Pct. 1 Mile 2 E (BUS83 to Mile 6 N) - roads	-	19,893	-	-	19,893	19,893	-	-
Pct. 1 Mile 9 N (Mile 2 W to Mile 3 W)	-	59,974	-	-	59,974	59,974	-	-
Pct. 1 Whalen Road (Bus 83 to Moore)	-	12,275	-	-	6,138	6,138	-	6,138
Pct. 1 Nopal St (Crockett to Bus 83)	-	1,624	-	-	-	-	-	1,624
Pct. 1 Sioux Road (Tower to Val Verde)	-	90,835	-	-	90,835	90,835	-	-
Pct. 2 New Admin Building	-	25,568	-	-	25,568	25,568	-	-
Pct. 2 Tower Road (Moore to Bali) - roads	1,200,000	300,075	-	-	288,705	288,705	-	11,370
Pct. 2 L.J. Drain (S of Owassa)	-	211,027	-	-	211,027	211,027	-	-
Pct. 2 Cesar Chavez Drain	-	276,544	-	-	276,544	276,544	-	-
Pct. 2 Tower Road (Owassa to Alamo City Limit) - roads	1,000,000	350,679	-	-	347,079	347,079	3,600	-
Pct. 2 Compound - mechanic shop - land	625,000	2,355,007	-	-	2,285,702	2,285,702	35,869	33,436
Pct. 2 Cesar Chavez (Owassa to Sioux) - roads	1,000,000	-	-	-	-	-	-	-
Pct. 2 Minnesota Drain	-	427,936	-	-	426,936	426,936	-	1,000
Pct. 3 La Homa Road (SH 495 to FM 1924)	2,600,000	983,000	-	-	893,407	893,407	89,380	213
Pct. 3 Drainage Improvement	-	-	-	-	-	-	-	-
Pct. 3 Stewart Road Outfall	-	93,674	-	-	-	-	-	93,674
Pct. 3 Admin Facilities - ROW/Planning - buildings	1,060,000	-	-	-	-	-	-	-
Pct. 3 Drainage Equipment Yard - land	275,000	288,741	-	-	288,741	288,741	-	-
Pct. 3 Mile 2 N (Moorefield to La Homa)-roads	-	532,863	7,200	12,240	494,977	507,217	25,645	-
Pct. 3 Mile 2 N (Moorefield to Inspiration) - aid to other govt	-	456,500	-	-	348,536	348,536	808	107,156
Pct. 3 Liberty/Tom Gill (US 83 to FM 2221) - roads	-	567,770	-	-	567,770	567,770	-	-
Pct. 3 US 83/La Joya Relief Route - aid to other govt	-	75,000	-	-	74,961	74,961	39	-
Pct. 4 Drainage Improvement	2,600,000	-	-	-	-	-	-	-
Pct. 4 Aguilar Pond	-	-	-	-	-	-	-	-
Pct. 4 Fike Pond	-	41,402	-	-	32,551	32,551	8,851	-
Pct. 4 Alamo Acres Pocket Drainage	-	-	-	-	-	-	-	-
Pct. 4 Damian Acres Pocket Drainage	-	-	-	-	-	-	-	-
Pct. 4 Diana Estates Pocket Drainage	-	53	-	-	53	53	-	-
Pct. 4 Kaylen Heights Pocket Drainage	-	4,864	-	-	4,864	4,864	-	-
Pct. 4 Dickerson Pond	1,400,000	2,741,569	-	-	2,741,569	2,741,569	-	-
Pct. 4 North Branch Drain	-	675,489	-	-	675,489	675,489	-	-
Pct. 4 San Carlos Drain	-	-	-	-	-	-	-	-
Pct. 4 Schunior Drain	-	43,260	-	-	43,260	43,260	-	-
Pct. 4 Curry Drain	-	14,891	-	-	14,891	14,891	-	-
Pct. 4 Tex - Mex Drain	-	2,400	-	-	2,400	2,400	-	-
Pct. 4 Alamo Brisas Pocket Drainage	-	35	-	-	35	35	-	-
Pct. 4 Hoehn Subdivision-Drainage	-	941	-	-	941	941	-	-
Pct. 4 Hoehn Drain	-	2,617	-	-	2,617	2,617	-	-
Pct. 4 Tower Heights Drainage	-	1,600	-	-	1,600	1,600	-	-

County of Hidalgo, Texas  
 Budget Status by Project  
 Fund 1342 - Certificates of Obligation, Series 2010A&B  
 Project Inception to May 31, 2016

Expenditures and Other Financing Uses	Original Budget	Adjusted Budget	Expenditures			Total	Encumbrances	Balance
			Current Month	Current Year	Prior Years			
Pct. 4 Bandera Estates Drainage	-	1,317	-	-	1,317	1,317	-	-
Pct. 4 Trenton Drain	-	55,227	-	-	55,227	55,227	-	-
Pct. 4 Four Queens Subdivision Drainage	-	1,317	-	-	1,317	1,317	-	-
Pct. 4 Faysville Pump	-	117,532	-	-	117,532	117,532	-	-
Pct. 4 New shop-Doolittle	-	-	-	-	-	-	-	-
Pct. 4 FM 1925(Kenyon-FM 907)-aid to other gov't	-	480,697	-	-	480,697	480,697	-	-
Pct. 4 New Administration Building 2-Doolittle	-	-	-	-	-	-	-	-
Pct. 4 New Warehouse-Doolittle	-	-	-	-	-	-	-	-
Pct. 4 FM 1017(0.1M W-0.8M W of US 281)-aid to other gov't	-	144,475	-	-	143,389	143,389	1,086	-
Sanitation								
Pct. 3 Sanitation Collection Site	65,000	63,114	-	-	63,114	63,114	-	-
Health and welfare								
Pct. 2 WIC/HHS - buildings	-	10,378	-	-	10,378	10,378	-	-
Culture - recreation								
Pct. 2 Lopezville Park	175,000	268,159	-	-	268,159	268,159	-	-
Pct. 4 Linn-San Manuel Brewster Park	-	180,805	-	-	180,805	180,805	-	-
Issuance Costs	476,190	453,042	-	-	453,042	453,042	-	-
Transfers Out - Capital Outlay	-	870,814	-	-	857,846	857,846	-	12,968
Transfers Out - TXDOT Projects	-	1,224,264	-	-	1,048,492	1,048,492	-	175,772
<b>Total F1342 - Cert. of Oblig., Series 2010A&amp;B</b>	<b>28,457,190</b>	<b>28,600,043</b>	<b>22,379</b>	<b>38,810</b>	<b>27,816,311</b>	<b>27,855,121</b>	<b>296,281</b>	<b>448,641</b>

By Departments	Original Budget	Adjusted Budget	Expenditures			Total	Encumbrances	Balance
			Current Month	Current Year	Prior Years			
Election Warehouse - Capital Outlay	-	225,000	-	-	225,000	225,000	-	-
Executive Office - Ebony Plaza	-	1,085,393	-	-	1,085,393	1,085,393	-	-
Executive Office - Courthouse	-	848,351	-	-	848,351	848,351	-	-
Facilities Mgmt	10,706,000	6,592,666	-	8,924	6,518,524	6,527,448	63,724	1,494
Sheriff Pct. 1 Substation	1,275,000	1,271,133	-	-	1,271,133	1,271,133	-	-
<b>Total Other Departments</b>	<b>11,981,000</b>	<b>10,022,543</b>	<b>-</b>	<b>8,924</b>	<b>9,948,401</b>	<b>9,957,325</b>	<b>63,724</b>	<b>1,494</b>
Pct. 1 Drainage Projects	-	402,169	-	-	402,169	402,169	-	-
Pct. 1 Road Projects	4,000,000	3,400,457	15,179	15,179	3,341,996	3,357,175	31,729	11,553
Pct. 1 TXDOT Road Projects	-	243,299	-	-	240,013	240,013	-	3,286
<b>Total Pct. 1</b>	<b>4,000,000</b>	<b>4,045,924</b>	<b>15,179</b>	<b>15,179</b>	<b>3,984,178</b>	<b>3,999,357</b>	<b>31,729</b>	<b>14,838</b>
Pct. 2 Drainage Projects	-	915,506	-	-	914,506	914,506	-	1,000
Pct. 2 Road Projects	3,200,000	650,754	-	-	635,783	635,783	3,600	11,370
Pct. 2 New Office Complex	-	46,325	-	-	46,325	46,325	-	-
Pct. 2 Mechanic Shop	625,000	2,355,007	-	-	2,285,702	2,285,702	35,869	33,436
Pct. 2 L.J. Park	175,000	268,159	-	-	268,159	268,159	-	-
Pct. 2 TXDOT Road Projects	-	206,306	-	-	118,601	118,601	-	87,705
<b>Total Pct. 2</b>	<b>4,000,000</b>	<b>4,442,057</b>	<b>-</b>	<b>-</b>	<b>4,269,077</b>	<b>4,269,077</b>	<b>39,469</b>	<b>133,512</b>
Pct. 3 Drainage Projects	275,000	382,415	-	-	288,741	288,741	-	93,674
Pct. 3 Road Projects	2,600,000	2,615,133	7,200	12,240	2,379,652	2,391,892	115,872	107,369
Pct. 3 ROW/Planning Buildings	1,060,000	-	-	-	-	-	-	-
Pct. 3 Sanitation Collection Site	65,000	63,114	-	-	63,114	63,114	-	-
Pct. 3 TXDOT Road Projects	-	769,649	-	-	689,878	689,878	-	79,771
<b>Total Pct. 3</b>	<b>4,000,000</b>	<b>3,830,311</b>	<b>7,200</b>	<b>12,240</b>	<b>3,421,385</b>	<b>3,433,625</b>	<b>115,872</b>	<b>280,814</b>
Pct. 4 CRC Sunflowers / SH 107 - buildings	-	143,129	-	1,234	111,395	112,629	30,500	-
Pct. 4 Restitution Center - 1124 M. Road - bldg add & renov	-	226,124	-	-	226,124	226,124	-	-
Pct. 4 New Motor Pool - 1124 M. Road - buildings	-	268,543	-	-	263,488	263,488	5,050	5
Pct. 4 Linn San Manuel Emergency Facility - buildings	-	7,054	-	1,234	5,820	7,054	-	-
Pct. 4 Drainage Projects	4,000,000	3,704,515	-	-	3,695,664	3,695,664	8,851	-
Pct. 4 Road Projects	-	625,172	-	-	624,086	624,086	1,086	-
Pct. 4 New Shop-Doolittle	-	-	-	-	-	-	-	-
Pct. 4 New Administration Building 2-Doolittle	-	-	-	-	-	-	-	-
Pct. 4 New Warehouse-Doolittle	-	-	-	-	-	-	-	-
Pct. 4 Linn-San Manuel Brewster Park	-	180,805	-	-	180,805	180,805	-	-
Pct. 4 Capital Outlay -Linn-San Manuel Emergency Facility	-	645,814	-	-	632,846	632,846	-	12,968
Pct. 4 TXDOT Road Projects	-	5,010	-	-	-	-	-	5,010
<b>Total Pct. 4</b>	<b>4,000,000</b>	<b>5,806,166</b>	<b>-</b>	<b>2,467</b>	<b>5,740,229</b>	<b>5,742,696</b>	<b>45,487</b>	<b>17,983</b>
Issuance costs	476,190	453,042	-	-	453,042	453,042	-	-
<b>Total F1342 - Cert. of Oblig., Series 2010A&amp;B</b>	<b>28,457,190</b>	<b>28,600,043</b>	<b>22,379</b>	<b>38,810</b>	<b>27,816,311</b>	<b>27,855,121</b>	<b>296,281</b>	<b>448,641</b>

County of Hidalgo, Texas  
 Budget Status by Project  
 Fund 1345 - Certificates of Obligation, Series 2014  
 Project Inception to May 31, 2016

Expenditures and Other Financing Uses	Original Budget	Adjusted Budget	Expenditures				Total	Encumbrances	Balance
			Current Month	Current Year	Prior Years				
<b>General Government</b>									
Pct. 3 - CRC - buildings	-	435,268	-	-	-	-	-	435,268	
Pct. 4 - CRC - Sunflower/SH 107 - bld add&renov	-	827,395	-	-	-	-	294,395	533,000	
Fac Mgmt - Admin Building - 100 E Cano - bldg add&renov	-	21,718	-	-	9,081	9,081	7,924	4,714	
<b>Public Safety</b>									
Jail - bldg add & renov	7,000,000	6,135,908	-	3,899	6,124,001	6,127,900	-	8,008	
<b>Highways and streets</b>									
Pct. 1 - machinery & equipment	510,000	724,875	-	-	724,579	724,579	-	295	
Pct. 1 - FM 493 (Mile 10 N - SH 107) - aid	-	150,463	-	-	21,030	21,030	129,434	-	
Pct. 1 - Drainage Improvement - mach&equip	-	370	-	-	-	-	-	370	
Pct. 1 - FM 493 (US 281 to BUS 83) - aid	-	15,000	-	-	-	-	15,000	-	
Pct. 1 - Mile 12.5 N (FM88 - FM493) - aid	-	171,960	9,653	96,836	15,204	112,040	68,658	(8,738)	
Pct. 1 - Sioux (Tower - Valverde) - roads	-	74,085	-	-	74,085	74,085	-	-	
Pct. 1 - Mile 4 W (Mile 15 N - Mile 16 N) - roads	-	6,744	-	-	-	-	2,352	4,391	
Pct. 1 - Border Rd (18th - 34th) - roads	-	965,170	-	-	-	-	965,170	-	
Pct. 1 - 18th (Airport - FM1015) - roads	-	260,451	9,204	25,597	150,118	175,715	114,821	(30,084)	
Pct. 1 - 10th N (Westgate - FM1015) - roads	-	-	-	-	-	-	-	-	
Pct. 1 - Mile 15 (Mile 6 W - FM1015) - roads	-	60,924	-	-	56,217	56,217	-	4,706	
Pct. 1 - Victoria Rd (Bus 83 - Exp83) - roads	-	105,502	-	-	102,220	102,220	-	3,282	
Pct. 1 - Victoria Rd (Mile 9 1/2 - Mile 10) - roads	-	718	-	-	-	-	-	718	
Pct. 1 - Spanish Palms (1015) - roads	-	376,735	10,823	198,842	159,161	358,003	7,770	10,962	
Pct. 1 - Sioux (Tower - Audiemurphy) - roads	-	97,000	-	19,002	74,502	93,505	-	3,495	
Pct. 1 - Norene (Mile 20 - Mile 19 1/2) - roads	-	82,934	-	-	75,182	75,182	7,742	10	
Pct. 1 - Owassa (FM 907 - .2 Mile W 1423) - roads	-	-	-	-	-	-	-	-	
Pct. 1 - Mile 2 East (Bus 83 - Mile 6 N) - roads	-	58,063	-	-	53,250	53,250	-	4,813	
Pct. 1 - Mile 9 N (FM491 - Mile 1 E) - roads	-	41,274	-	-	-	-	30,279	10,995	
Pct. 1 - Old La Blanca Rd (Mile 10 - Mile 11) - roads	-	46,077	7,656	7,656	-	7,656	38,421	-	
Pct. 1 - Mile 10 N (FM493 - Victoria) - roads	-	90,909	6,895	6,895	-	6,895	70,795	13,218	
Pct. 1 - Quintero Street - roads	-	29,237	-	-	-	-	25,123	4,114	
Pct. 1 - Quintero Street - roads	-	161,155	-	-	-	-	161,155	-	
Pct. 1 - La Milpas Subdivision - roads	-	1,789	-	-	886	886	903	-	
Pct. 1 - Lorenzana Subdivision - roads	-	4,003	4,003	4,003	-	4,003	-	-	
Pct. 1 - Tijerina Estates - roads	-	6,094	1,459	1,459	-	1,459	4,594	41	
Pct. 2 - Tower (Moore - Ball) - roads	-	4,781	-	-	-	-	4,781	-	
Pct. 2 - Southfork Estases - drainage	-	196,877	-	-	182,147	182,147	14,730	-	
Pct. 2 - Sioux (I Rd - Raul Longoria) - aid	-	518,989	1,715	113,087	405,168	518,254	735	-	
Pct. 2 - Eldora - aid	-	339,089	16,061	16,061	67,040	83,101	224,659	31,329	
Pct. 2 - machinery & equipment	-	305,524	-	-	54,921	54,921	74,755	175,848	
Pct. 2 - Eldora (I69C - FM 907) - arch & eng	-	-	-	-	-	-	-	-	
Pct. 2 - Eldora (I69C - Jackson) - arch & eng	-	-	-	-	-	-	-	-	
Pct. 2 - Sioux (I Rd - Cesar Chavez) - arch & eng	-	-	-	-	-	-	-	-	
Pct. 2 - US 83 to 2nd (10 - FM 2061) - arch & eng	-	-	-	-	-	-	-	-	
Pct. 2 - Cesar Chavez (Bus 83 - Nolana Lp) - arch & eng	-	-	-	-	-	-	-	-	
Pct. 2 - Mechanic Shop - buildings	-	40,466	-	-	-	-	40,466	20	
Pct. 2 - Eldora (Jackson - I Rd) - aid	-	893,159	42,757	88,359	292,338	380,696	512,463	-	
Pct. 2 - Las Milpas (McColl-Jckson)	-	209,935	58,315	68,506	-	68,506	99,879	41,550	
Pct. 2 - Yuma Avenue (Jackson - Mcoll) - aid	-	600,000	32,031	59,844	-	59,844	80,969	459,187	
Pct. 3 - Drainage Improvement Project - other	-	172,958	-	-	-	-	-	172,958	
Pct. 3 - Mile 3 N (FM495 - FM2221) - roads	-	1,583,862	-	309,261	1,069,294	1,378,555	202,345	2,962	
Pct. 3 - Prairie View Heights Phase I - drainage	-	17,931	-	-	-	-	17,931	-	
Pct. 3 - Prairie View Heights Phase II - drainage	-	114,283	-	-	-	-	47,434	66,848	
Pct. 3 - Stewart Road Outfall - drainage	-	77,016	-	-	-	-	-	77,016	
Pct. 3 - Veterans Blvd (SH495) - roads	-	462,000	-	271,611	102,816	374,427	47,143	40,430	
Pct. 3 - Taylor Rd (US 83 - Mile 2) - roads	-	419,295	-	-	419,295	419,295	-	-	
Pct. 3 - Texas Rd (Mile 8 - Mile 10) - roads	-	250,000	1,013	93,577	50,131	143,708	100,745	5,547	
Pct. 3 - Doffing Rd (Mile 8.5 - Mile 9) - roads	-	100,000	-	-	-	-	-	100,000	
Pct. 3 - FM 676 (SH 364 - Taylor) - roads	-	96,975	-	-	-	-	-	96,975	
Pct. 4 - machinery & equipment	-	235,784	-	-	-	-	-	235,784	
Pct. 4 - Curry Estates - drainage	-	1,325	-	-	-	-	1,325	-	
Pct. 1 - CR333 Bridge - ICA With Willacy County	-	5,100	-	-	-	-	2,000	3,100	
<b>Culture - recreation</b>									
Pct. 2 - Lopezville Park - land & improvements	-	241,451	-	-	-	-	10,707	230,743	
Pct. 2 - Regional Linear Park - aid	-	594,961	54,005	129,289	211,935	341,224	253,737	-	
Pct. 2 - Palmer Pavillion - buildings	-	72,000	8,925	13,045	-	13,045	56,366	2,589	
Pct. 4 - Sunflower Park - improvements	-	16,558	-	-	804	804	1,087	14,668	
Issuance costs	272,996	272,996	-	-	272,996	272,996	-	-	
Transfer Out - TXDOT	-	2,716,409	-	1,439	1,111,095	1,112,534	-	1,603,875	
<b>Total F1345 - Cert. of Oblig., Series 2014</b>	<b>7,782,996</b>	<b>21,511,546</b>	<b>264,515</b>	<b>1,528,268</b>	<b>11,879,496</b>	<b>13,407,764</b>	<b>3,738,773</b>	<b>4,365,009</b>	

County of Hidalgo, Texas  
 Budget Status by Project  
 Fund 1347 - Certificates of Obligation, Series 2015A  
 Project Inception to May 31, 2016

Expenditures and Other Financing Uses	Original Budget	Adjusted Budget	Expenditures			Total	Encumbrances	Balance
			Current Month	Current Year	Prior Years			
Highways and streets								
Pct. 1 - Mile 6 W (BUS 83 - SH 107) - roads	4,000,000	-	-	-	-	-	-	-
Pct. 1 - Mile 12 1/2 N (FM1015 - Mile 2 W) - roads	-	60,000	54,624	54,624	-	54,624	4,730	645
Pct. 1 - 18th (Airport - FM1015) - roads	-	20,000	4,017	4,017	-	4,017	2,622	13,361
Pct. 1 - Mile 10 N (SH 68 - FM 1015) - roads	-	2,453	-	-	-	-	2,453	-
Pct. 1 - Mile 12 1/2 (Mile 6 - FM 493) - roads	-	-	-	-	-	-	2,932	(2,932)
Pct. 1 - Mile 12 N (FM 1015 - Mile 2 W) - roads	-	202,265	4,498	24,585	-	24,585	172,181	5,500
Pct. 1 - Mile 17 N (FM 1015 - FM 491) - roads	-	179,687	72,857	88,082	10,387	98,469	67,665	13,553
Pct. 1 - Mile 4 W (Mile 10 N - Mile 12 N) - roads	-	800,000	122,931	221,193	-	221,193	573,244	5,563
Pct. 1 - Mile 9 N (FM491-M1E) - roads	-	70,000	-	-	-	-	10,759	59,241
Pct. 1 - Old La Blanca - roads	-	410,000	-	-	-	-	-	410,000
Pct. 1 - Colonia del Noreste - roads	-	350,700	-	-	-	-	40,815	309,885
Pct. 1 - South Airport Drive (Mile 5 - Mile 4 1/2 N) - roads	-	65,000	-	-	-	-	63,570	1,430
Pct. 1 - Mile 14 1/2 N (Mile 6 - Mile 4 W) -roads	-	149,300	-	-	-	-	149,300	-
Pct. 1 - Mile 16 N (FM 1015 - Mile 4 W) - roads	-	87,330	-	-	-	-	87,330	-
Pct. 1 - Mile 12 1/2 N (Westgate - 8195 ft) - roads	-	55,718	-	-	-	-	55,718	-
Pct. 2 - Cesar Chavez (Bus 83 - Nolana Lp) - roads	1,046,459	-	-	-	-	-	-	-
Pct. 3 - Liberty/Tom Gill (US 83 - FM2221) - aid	3,158,809	3,158,809	127,289	484,681	107,896	592,577	2,025,723	540,509
Pct. 3 - FM 676 (SH 364 - Taylor) - roads	496,975	896,975	-	-	-	-	-	896,975
Pct. 3 - South Detention Basin - drainage	344,216	2,558,625	24,751	1,002,016	12,750	1,014,766	217,504	1,326,354
Pct. 4 - 10th Street ( SH 107 - FM 1925) - roads	1,476,517	256,136	-	-	-	-	-	256,136
Pct. 4 - FM 1925 (FM 907 - Sharp) - roads	1,230,864	1,230,864	-	-	-	-	-	1,230,864
Pct. 4 - Ware Rd ( Mile 3 N - Mile 5 N) - roads	1,266,465	199,465	-	-	-	-	-	199,465
Pct. 4 - FM 1925 (1,500ft W 10th - Ware) - roads	681,350	681,350	103,530	103,530	-	103,530	577,820	-
Pct. 4 - Mile 5 (Taylor - Ware) - roads	671,870	671,870	-	-	-	-	671,870	-
Pct. 4 - Overpass (SH 107 & Schunior) - roads	458,525	230,727	52,271	162,286	41,407	203,693	27,034	-
Culture - recreation								
Pct. 2 - Regional Park	1,167,950	-	-	-	-	-	-	-
Issuance costs	-	230,422	-	-	225,305	225,305	-	5,116
Transfer Out - TXDOT	-	3,662,726	-	89,612	517,179	606,791	-	3,055,935
<b>Total F1347 - Cert. of Oblig., Series 2015A</b>	<b>16,000,000</b>	<b>16,230,422</b>	<b>566,768</b>	<b>2,234,627</b>	<b>914,925</b>	<b>3,149,552</b>	<b>4,753,269</b>	<b>8,327,601</b>

County of Hidalgo, Texas  
Project Summary  
Precinct 1 - Roads  
Project Inception to May 31, 2016

Funding Sources	Original Budget	Budget Amendment	Adjusted Budget	Total Expenditures	Encumbrance	Balance
F1331	3,500,000	518,236	4,018,236	<b>4,018,236</b>	-	-
F1332	3,500,000	(613,596)	2,886,404	<b>2,886,404</b>	-	-
F1334	1,800,000	(116,757)	1,683,243	<b>1,683,243</b>	-	-
F1336	3,819,000	(231,674)	3,587,326	<b>3,587,326</b>	-	-
F1339	-	380,832	380,832	<b>380,832</b>	-	-
F1342	3,817,994	(2,666,059)	1,151,935	<b>1,151,935</b>	-	-
F1345	510,000	214,875	724,875	<b>724,579</b>	-	295
<b>Total</b>	<b>16,946,994</b>	<b>(2,514,143)</b>	<b>14,432,851</b>	<b>14,432,556</b>	-	<b>295</b>

Vendor	Expenditures								Encumbrance	Total Expenditures + Encumbrance
	F1331	F1332	F1334	F1336	F1339	F1342	F1345	Total		
Act Pipe & Supply	-	-	-	14,539	-	825	-	<b>15,364</b>	-	15,364
Alamo Concrete Products Ltd.	-	-	-	-	-	10,240	-	<b>10,240</b>	-	10,240
Alamo Sales Corporation	-	-	-	-	-	102,000	-	<b>102,000</b>	-	102,000
Alcocer Garcia Associates Design Consulting	-	-	2,500	-	-	-	-	<b>2,500</b>	-	2,500
Anderson Equipment Co., Inc.	-	-	74,624	103,088	-	-	-	<b>177,712</b>	-	177,712
Chemical Lime, Ltd.	-	-	-	990	-	-	-	<b>990</b>	-	990
City of Mercedes	-	312,342	-	-	-	-	-	<b>312,342</b>	-	312,342
Closter Equipment Co.	-	-	-	266,615	-	-	-	<b>266,615</b>	-	266,615
Dirt Depot & Supplies, Inc.	520	-	-	-	-	-	-	<b>520</b>	-	520
Dogget Heavy Machinery Services, LLC	-	-	-	-	-	-	196,659	<b>196,659</b>	-	196,659
Dos Land Surveying	-	-	-	38,666	-	-	-	<b>38,666</b>	-	38,666
Dos Logistics, Inc.	-	-	-	88,057	-	-	-	<b>88,057</b>	-	88,057
Dubose Interests, LLC	-	-	-	10,810	-	-	-	<b>10,810</b>	-	10,810
EN-1 LLC DBA Roadbond Service Co.	-	-	28,243	-	-	-	-	<b>28,243</b>	-	28,243
Frontera Materials, Inc.	789,113	348,179	365,581	1,088,144	-	219,142	-	<b>2,810,159</b>	-	2,810,159
Guerra Construction Co.	-	-	-	-	-	499,930	-	<b>499,930</b>	-	499,930
Guzman & Munoz Engineering & Surveying	-	-	-	-	-	79,200	-	<b>79,200</b>	-	79,200
H & V Equipment, Inc.	-	-	52,681	143,022	-	-	-	<b>195,703</b>	-	195,703
Hanson Pipe & Precast, Inc.	-	-	-	1,392	-	17,012	-	<b>18,404</b>	-	18,404
Holt Texas, Ltd.	-	-	-	302,126	-	-	-	<b>302,126</b>	-	302,126
Hughes Supply, Inc.	20,990	6,474	-	-	-	-	-	<b>27,464</b>	-	27,464
Ingram Compaction, LLC	-	-	-	123,052	-	-	-	<b>123,052</b>	-	123,052
Internal Revenue Service	-	-	13,533	-	-	-	-	<b>13,533</b>	-	13,533
International Roadbond Ltd.	-	-	-	19,950	-	-	-	<b>19,950</b>	-	19,950
Javier Hinojosa Engineering	-	-	-	60,627	-	-	-	<b>60,627</b>	-	60,627
J.R. Construction	46,575	-	-	-	-	-	-	<b>46,575</b>	-	46,575
John Blackstead DBA PMI	-	-	75,192	-	-	-	-	<b>75,192</b>	-	75,192
John Deere Co.	-	-	-	-	-	58,346	-	<b>58,346</b>	-	58,346
Koch Material Co.,	85,483	55,696	-	-	-	-	-	<b>141,179</b>	-	141,179
Lansdowne-Moody Co., Inc.	-	-	-	69,561	-	-	-	<b>69,561</b>	-	69,561
L & G Engineering Laboratory, LLC	-	-	-	29,386	-	3,969	-	<b>33,354</b>	-	33,354
Magic Valley Concrete, Ltd.	-	-	-	-	-	539	-	<b>539</b>	-	539
Martin Marietta Materials Southwest, Ltd.	-	-	-	82,812	-	17,229	-	<b>100,041</b>	-	100,041
M.C. Hauling Services	60,416	-	-	-	-	-	-	<b>60,416</b>	-	60,416
Moya Dump Truck	33,853	-	-	-	-	-	-	<b>33,853</b>	-	33,853
National Waterworks	-	-	8,428	2,502	-	-	-	<b>10,930</b>	-	10,930
Nueces Power Equipment	-	-	-	-	-	-	45,000	<b>45,000</b>	-	45,000
Pavement Markings, Inc.	92,430	46,533	46,989	63,690	-	11,965	-	<b>261,607</b>	-	261,607
Performance Grade Asphalt, LLC	-	-	13,464	61,547	-	-	-	<b>75,011</b>	-	75,011
Philpott Motors, Ltd.	-	-	-	22,540	-	-	-	<b>22,540</b>	-	22,540
Power Pro Concrete Cutting, LLC	-	-	-	1,288	-	-	-	<b>1,288</b>	-	1,288
PSI Professional Services Industries	-	3,893	-	-	-	-	-	<b>3,893</b>	-	3,893
Professional Service Industries, Inc.	-	4,222	10,618	-	-	-	-	<b>14,840</b>	-	14,840
Quintanilla, Headly & Associates, Inc.	353,356	-	-	-	-	-	-	<b>353,356</b>	-	353,356
Raba-Kistner Consultants, Inc.	1,397	-	-	-	-	-	-	<b>1,397</b>	-	1,397
Rental Service Corporation	1,640	-	-	-	-	-	-	<b>1,640</b>	-	1,640
Rio Valley Pipe, LLC	-	-	9,357	1,544	-	11,695	-	<b>22,596</b>	-	22,596
Rodriguez Engineering	700,940	303,944	85,938	259,862	-	-	-	<b>1,350,684</b>	-	1,350,684
Rush Truck Center	-	-	135,566	257,152	380,832	-	469,913	<b>1,243,463</b>	-	1,243,463
S & G Paving Co.,	488,042	1,147,810	300,099	-	-	-	-	<b>1,935,951</b>	-	1,935,951
Sascon, Inc.	337,042	360,596	-	-	-	-	-	<b>697,638</b>	-	697,638
Seiver Implement Co.,	-	-	57,129	-	-	-	-	<b>57,129</b>	-	57,129
Superior Disposal Systems	-	18,000	-	-	-	-	-	<b>18,000</b>	-	18,000
TEDSI Infrastructure Group, Inc.	645,781	-	258,989	-	-	-	-	<b>904,769</b>	-	904,769
Texas Department of Transportation	-	4,000	-	-	-	-	-	<b>4,000</b>	-	4,000
The Monitor	6,429	2,622	1,462	-	-	-	-	<b>10,512</b>	-	10,512
Triple R Trucking, Inc.	158,736	-	-	-	-	-	-	<b>158,736</b>	-	158,736
United Rentals Inc.	-	-	-	-	-	-	13,007	<b>13,007</b>	-	13,007
Universal Truckers, Inc.	187,126	237,008	138,895	473,412	-	75,094	-	<b>1,111,536</b>	-	1,111,536
Valley Caliche Products, Inc.	4,164	35,083	-	-	-	-	-	<b>39,247</b>	-	39,247
Valley Boring Service, LLC	-	-	-	-	-	44,750	-	<b>44,750</b>	-	44,750
Varmicon Industries, Inc.	4,206	-	3,958	952	-	-	-	<b>9,116</b>	-	9,116
<b>Total</b>	<b>4,018,236</b>	<b>2,886,404</b>	<b>1,683,243</b>	<b>3,587,326</b>	<b>380,832</b>	<b>1,151,935</b>	<b>724,579</b>	<b>14,432,556</b>	-	<b>14,432,556</b>

County of Hidalgo, Texas  
Project Summary  
Precinct 2 - Roads  
Project Inception to May 31, 2016

Funding Sources	Original Budget	Budget Amendment	Adjusted Budget	Total Expenditures	Encumbrance	Balance
F1331	3,500,000	(1,592,409)	1,907,591	1,907,591	-	-
F1332	1,500,000	(1,343,480)	156,520	156,520	-	-
F1336	2,000,000	(956,420)	1,043,580	1,043,580	-	-
F1339	-	118,048	118,048	118,048	-	-
<b>Total</b>	<b>7,000,000</b>	<b>(3,774,261)</b>	<b>3,225,739</b>	<b>3,225,739</b>	<b>-</b>	<b>-</b>

Vendor	Expenditures					Encumbrance	Total Expenditures + Encumbrance
	F1331	F1332	F1336	F1339	Total		
Alonzo, Assencion & Maria	10,500	-	-	-	10,500	-	10,500
Anderson Equipment Co., Inc	-	-	103,088	-	103,088	-	103,088
Atlas & Hall, LLP	135	-	-	-	135	-	135
BD Holt Co	-	-	14,103	118,048	132,151	-	132,151
Bill Granot, Inc.	129,637	-	-	-	129,637	-	129,637
Cantu, Mr. & Mrs. Jose C.	13,500	-	-	-	13,500	-	13,500
Central Ready Mix Concrete	2,324	-	-	-	2,324	-	2,324
Connect Infrastructure & Development	18,375	-	-	-	18,375	-	18,375
Contech Construction	81,852	-	-	-	81,852	-	81,852
Delta Specialties Supply	1,320	-	-	-	1,320	-	1,320
Frontera Materials, Inc.	113,635	-	-	-	113,635	-	113,635
H & V Equipment, Inc.	137,131	-	31,757	-	168,888	-	168,888
Hi-Tech Irrigation Inc.	3,437	-	-	-	3,437	-	3,437
Hidalgo County Irrigation	5,095	-	-	-	5,095	-	5,095
Holt Rental Services	676	-	-	-	676	-	676
Holt Texas	-	-	265,513	-	265,513	-	265,513
J-III Concrete Co, Inc.	740	-	-	-	740	-	740
Jimenez, Fernando & Norma	21,261	-	-	-	21,261	-	21,261
KVS Family Limited	40,552	-	-	-	40,552	-	40,552
Lansdowne-Moody Co, Inc	-	-	98,610	-	98,610	-	98,610
Leonel Garza, Jr. & Associates, LLC	14,200	-	-	-	14,200	-	14,200
Lowe's Bus. Account	243	-	-	-	243	-	243
Martinez, Mr. & Mrs. Alberto C.	6,680	-	-	-	6,680	-	6,680
Martin Farm & Ranch Supply	921	-	-	-	921	-	921
McAllen Construction	32,740	-	-	-	32,740	-	32,740
McCoy's Building Supply	1,339	-	-	-	1,339	-	1,339
Montalvo & Ramirez, Law Office of	28,330	-	-	-	28,330	-	28,330
National Waterworks	976	-	-	-	976	-	976
Noe Gonzalez, JNR	1,000	-	-	-	1,000	-	1,000
R. Gutierrez Engineering	62,154	-	-	-	62,154	-	62,154
Rio Valley Pipe, Ltd.	37,950	-	-	-	37,950	-	37,950
Rush Truck Center	-	156,520	259,184	-	415,704	-	415,704
S & G Paving Co.	928,415	-	-	-	928,415	-	928,415
Schuster, Carl & Morley	23,137	-	-	-	23,137	-	23,137
Sea Garden Sales DBA SGS Industrial	42	-	-	-	42	-	42
Shepler's	1,180	-	-	-	1,180	-	1,180
South Texas Land Investigations	25,850	-	-	-	25,850	-	25,850
The Home Depot CRC	643	-	-	-	643	-	643
Texas Department of Transportation	18,531	-	-	-	18,531	-	18,531
Tully A. Mayer Limited	14,992	-	-	-	14,992	-	14,992
Universal Truckers, Inc.	70,171	-	-	-	70,171	-	70,171
Valley Caliche Products, Inc.	737	-	-	-	737	-	737
Valley Hardware Co., Inc.	40	-	-	-	40	-	40
Varmicon Industries, Inc.	43,933	-	-	-	43,933	-	43,933
Vasquez, Exiquio & Irma	2,772	-	-	-	2,772	-	2,772
W.T. Liston Company	10,448	-	-	-	10,448	-	10,448
Waukesha-Pearce Industries, Inc.	-	-	271,325	-	271,325	-	271,325
<b>Total</b>	<b>1,907,591</b>	<b>156,520</b>	<b>1,043,580</b>	<b>118,048</b>	<b>3,225,739</b>	<b>-</b>	<b>3,225,739</b>

County of Hidalgo, Texas  
Project Summary  
Precinct 3 - Roads  
Project Inception to May 31, 2016

Funding Sources	Original Budget	Budget Amendment	Adjusted Budget	Total Expenditures	Encumbrance	Balance
F1331	3,500,000	142,690	3,642,690	3,642,690	-	-
F1332	3,248,400	(1,389,299)	1,859,101	1,859,101	-	-
F1334	2,800,000	(2,582,385)	217,615	217,615	-	-
F1336	3,828,000	(1,927,018)	1,900,982	1,900,982	-	-
<b>Total</b>	<b>13,376,400</b>	<b>(5,756,012)</b>	<b>7,620,388</b>	<b>7,620,388</b>	<b>-</b>	<b>-</b>

Vendor	Expenditures					Encumbrance	Total Expenditures + Encumbrance
	F1331	F1332	F1334	F1336	Total		
A & E Paving Construction	8,617	-	-	-	8,617	-	8,617
Anderson Equipment Co., Inc.	-	170,694	-	-	170,694	-	170,694
Art's A & A Truck City USA	-	26,600	-	-	26,600	-	26,600
Asphalt Zipper Inc.	-	-	-	91,807	91,807	-	91,807
Atlas & Hall, LLP, Trustee	-	-	200,020	-	200,020	-	200,020
Benny's Caliche Hauling Service	-	42,627	-	-	42,627	-	42,627
Brigg's Equipment	-	26,000	-	-	26,000	-	26,000
Closner Construction Co.	63,558	-	-	-	63,558	-	63,558
Cooper Equipment Company	65,358	-	-	-	65,358	-	65,358
Dallas Mack Sales LP	-	75,218	-	-	75,218	-	75,218
Dickson Equipment Co., Inc.	-	25,367	-	-	25,367	-	25,367
Doggett Heavy Machinery Services, Ltd	-	-	-	645,286	645,286	-	645,286
Frontera Materials, Inc.	123,606	178,878	-	-	302,484	-	302,484
Grafco Texas, Inc.	-	32,944	-	-	32,944	-	32,944
Hinojosa Engineering, Inc.	-	81,694	-	-	81,694	-	81,694
Holt Texas Ltd. DBA Holt Power Systems	-	-	-	467,840	467,840	-	467,840
Houghes Supply, Inc.	8,654	-	-	-	8,654	-	8,654
Houston-Galveston Area Council	-	38,167	-	-	38,167	-	38,167
Javier Hinojosa Engineering	329,421	-	-	-	329,421	-	329,421
J.C. Brown, Inc.	-	48,688	-	-	48,688	-	48,688
J.M. Construction, Inc.	-	-	-	204,722	204,722	-	204,722
Jimmy Closner & Sons Construction Co.	342,590	-	-	-	342,590	-	342,590
John Deere Government & National Sales	10,990	62,031	-	54,259	127,280	-	127,280
Koch Material Co.	10,435	-	-	-	10,435	-	10,435
La Joya Water Supply Corp.	-	-	3,225	-	3,225	-	3,225
L & G Consulting Engineers, Inc.	1,038	107,456	-	3,822	112,316	-	112,316
L & R Precast Concrete Works, Inc.	10,820	-	-	-	10,820	-	10,820
Mission Paving Co., Inc.	318,963	76,935	-	-	395,898	-	395,898
National Waterworks	8,820	-	-	-	8,820	-	8,820
Pavement Markings, Inc.	26,553	8,735	-	2,565	37,853	-	37,853
Perez Fence Inc.	-	-	14,370	-	14,370	-	14,370
Philpott Motors, Ltd.	14,869	35,988	-	-	50,857	-	50,857
Raba-Kistner Consultants, Inc.	13,437	3,368	-	-	16,805	-	16,805
R B Everett	-	48,408	-	-	48,408	-	48,408
Rio Valley Pipe, LLC	902	-	-	-	902	-	902
Rush Truck Center Pharr Peterbilt	91,619	230,073	-	399,496	721,188	-	721,188
Sascon, Inc.	-	353,204	-	-	353,204	-	353,204
S & G Paving Co.	1,230,426	80,472	-	-	1,310,898	-	1,310,898
Superior Disposal Systems	50,000	-	-	-	50,000	-	50,000
Triple R Trucking, Inc.	35,859	8,434	-	-	44,294	-	44,294
Universal Truckers, Inc.	5,636	-	-	-	5,636	-	5,636
Valley Caliche Products, Inc.	842,097	74,119	-	31,185	947,401	-	947,401
Varmicon Industries, Inc.	28,421	-	-	-	28,421	-	28,421
Vermeer Equipment of Texas, Inc.	-	23,000	-	-	23,000	-	23,000
<b>Total</b>	<b>3,642,690</b>	<b>1,859,101</b>	<b>217,615</b>	<b>1,900,982</b>	<b>7,620,388</b>	<b>-</b>	<b>7,620,388</b>

County of Hidalgo, Texas  
Project Summary  
Precinct 4 - Roads  
Project Inception to May 31, 2016

Funding Sources	Original Budget	Budget Amendment	Adjusted Budget	Total Expenditures	Encumbrance	Balance
F1331	3,500,000	-	3,500,000	3,500,000	-	-
F1332	1,500,000	(140,103)	1,359,897	1,359,897	-	-
F1334	1,200,000	(1,200,000)	-	-	-	-
F1336	2,700,000	(275,841)	2,424,159	2,424,159	-	-
F1341	-	539,203	539,203	-	533,246	5,957
F1345	-	235,784	235,784	-	-	235,784
<b>Total</b>	<b>8,900,000</b>	<b>(840,957)</b>	<b>8,059,043</b>	<b>7,284,056</b>	<b>533,246</b>	<b>241,741</b>

Vendor	Expenditures							Encumbrance	Total Expenditures + Encumbrance
	F1331	F1332	F1334	F1336	F1341	F1345	Total		
A & E Paving Construction	6,623	-	-	-	-	-	6,623	-	6,623
Acosta, Felipe & Berta	4,690	-	-	-	-	-	4,690	-	4,690
Aguirre & Patterson Inc.	250	-	-	-	-	-	250	-	250
Air Burners, LLC	-	-	-	122,763	-	-	122,763	-	122,763
Amigo Implement Co. Inc.	-	-	-	-	-	-	-	27,688	27,688
Atlas & Hall, LLP	-	5,724	-	-	-	-	5,724	-	5,724
BD Holt Co	-	-	-	-	-	-	-	501,313	501,313
Caldwell Country Chevrolet	-	-	-	88,346	-	-	88,346	-	88,346
Cantu, Mr. & Mrs. Jose Javier	-	22,455	-	-	-	-	22,455	-	22,455
Cardenas, Alonzo	-	1,000	-	-	-	-	1,000	-	1,000
Closner Construction Co.	7,973	-	-	-	-	-	7,973	-	7,973
Cooper Equipment Company	-	-	-	39,636	-	-	39,636	-	39,636
Eagle Asphalt Products, Inc.	9,639	-	-	-	-	-	9,639	-	9,639
Esparza Pest Control	6,010	-	-	-	-	-	6,010	-	6,010
FESCO, Ltd.	22,500	-	-	-	-	-	22,500	-	22,500
Frontera Materials, Inc.	506,702	126,228	-	150,190	-	-	783,120	-	783,120
Garza, Abraham & Nora V.	3,160	-	-	-	-	-	3,160	-	3,160
Garza, Eliobardo & Maria	4,000	-	-	-	-	-	4,000	-	4,000
Heina, Marion D. & Lana Sue	-	39,600	-	-	-	-	39,600	-	39,600
Hidalgo County Pct. 4	(292)	-	-	-	-	-	(292)	-	(292)
Holt Texas, Ltd.	-	-	-	1,035,211	-	-	1,035,211	-	1,035,211
Hughes Supply, Inc.	25,030	52,442	-	-	-	-	77,472	-	77,472
Ibarra, Ignacio & Minerva	3,930	-	-	-	-	-	3,930	-	3,930
Industrial Distribution Group, Inc.	-	-	-	-	-	-	-	4,245	4,245
Interstate Trailers, Inc.	-	-	-	49,633	-	-	49,633	-	49,633
JCJJI, LTD	35,640	-	-	-	-	-	35,640	-	35,640
J.E. Saenz & Associates, Inc.	-	149,202	-	-	-	-	149,202	-	149,202
Jenny Durbin Trucking	23,000	-	-	-	-	-	23,000	-	23,000
Juan D. Salinas, III	-	2,500	-	-	-	-	2,500	-	2,500
Koch Material Co.	8,024	-	-	-	-	-	8,024	-	8,024
La Iglesia Central de Edinburg	10,780	-	-	-	-	-	10,780	-	10,780
Law Offices of M. Mario Garcia, P.C.	-	1,000	-	-	-	-	1,000	-	1,000
Leonel Garza Jr. & Associates, LLC	750	-	-	-	-	-	750	-	750
Livesay Law Office	-	1,000	-	-	-	-	1,000	-	1,000
L & G Engineering Laboratory, LLC	-	3,394	-	-	-	-	3,394	-	3,394
L & R Precast Concrete Works, Inc.	-	1,465	-	-	-	-	1,465	-	1,465
Longhorn Paving	6,000	-	-	-	-	-	6,000	-	6,000
Martin Marietta Materials	29,335	-	-	-	-	-	29,335	-	29,335
Millenium Engineers Group, Inc.	-	15,939	-	-	-	-	15,939	-	15,939
Mission Paving Co., Inc.	1,153,602	435,783	-	-	-	-	1,589,385	-	1,589,385
MSGM, LLC	11,600	-	-	-	-	-	11,600	-	11,600
National Waterworks	-	15,680	-	-	-	-	15,680	-	15,680
Pavement Markings, Inc.	64,265	23,074	-	9,880	-	-	97,220	-	97,220
Performance Grade Asphalt, LLC	-	10,392	-	4,501	-	-	14,893	-	14,893
Philpott Motors, Ltd.	-	-	-	68,912	-	-	68,912	-	68,912
Quintanilla, Headley & Associates, Inc.	565,505	-	-	-	-	-	565,505	-	565,505
Raba-Kistner Consultants	6,019	-	-	-	-	-	6,019	-	6,019
Ramirez, Lizbeth	-	1,000	-	-	-	-	1,000	-	1,000
Ramirez, Pilar N.	-	2,500	-	-	-	-	2,500	-	2,500
Rio Valley Pipe, Ltd.	-	10,650	-	-	-	-	10,650	-	10,650
Rodriguez, Robert Jr.	-	1,000	-	-	-	-	1,000	-	1,000
Romco Equipment Co.	-	-	-	148,798	-	-	148,798	-	148,798
Roy's Hauling Service, Inc.	540,367	150,096	-	-	-	-	690,463	-	690,463
Rush Truck Centers of Texas, LP	-	-	-	616,688	-	-	616,688	-	616,688
RRR Development, LP	23,460	-	-	-	-	-	23,460	-	23,460
Saenz Paving	40,644	-	-	-	-	-	40,644	-	40,644
Salazar, Roberto	-	1,000	-	-	-	-	1,000	-	1,000
Salinas, Juan D. III, County Clerk	-	10,000	-	-	-	-	10,000	-	10,000
Sascon, Inc.	13,300	94,905	-	-	-	-	108,205	-	108,205
Sector Investments, LLC	13,330	-	-	-	-	-	13,330	-	13,330
Sesin Engineering	5,714	-	-	-	-	-	5,714	-	5,714
Share Corp.	-	952	-	-	-	-	952	-	952
Shuaib, Said Ali & Tawhid	10,490	-	-	-	-	-	10,490	-	10,490
South Texas Land Investigations	5,000	1,475	-	-	-	-	6,475	-	6,475
Tamez, Fernando & Mana	9,750	-	-	-	-	-	9,750	-	9,750
TEDSI Infrastructure Group, Inc.	148,000	-	-	-	-	-	148,000	-	148,000
Texas Dept of Transportation	1,392	-	-	-	-	-	1,392	-	1,392
Texas Eastern Transmission, LP	-	15,749	-	-	-	-	15,749	-	15,749
The Monitor	5,842	5,916	-	-	-	-	11,758	-	11,758
Triple R Realty & Appraisal Service, Inc.	19,561	1,575	-	-	-	-	21,136	-	21,136
United Contracting, Inc.	73,284	-	-	-	-	-	73,284	-	73,284
Unique Utilities Construction	21,995	-	-	-	-	-	21,995	-	21,995
Universal Truckers Inc.	4,490	2,276	-	-	-	-	6,766	-	6,766
Valley Caliche Products, Inc.	14,790	145,923	-	-	-	-	160,712	-	160,712
Valley Land Title Co. Ltd.	26,942	-	-	-	-	-	26,942	-	26,942
Varmicon Industries, Inc.	6,915	8,003	-	-	-	-	14,918	-	14,918
Wirtgen America Inc.	-	-	-	89,600	-	-	89,600	-	89,600
<b>Total</b>	<b>3,500,000</b>	<b>1,359,897</b>	<b>-</b>	<b>2,424,159</b>	<b>-</b>	<b>-</b>	<b>7,284,056</b>	<b>533,246</b>	<b>7,817,303</b>

County of Hidalgo, Texas  
 Project Summary  
 Transfers Out - Capital Outlay  
 Project Inception to May 31, 2016

Funding Sources	Original Budget	Budget Amendment	Adjusted Budget	Total Expenditures	Balance
F1303	87,803	462,571	550,374	511,342	39,032
F1332	-	1,112,441	1,112,441	1,112,441	-
F1334	-	1,153,805	1,153,805	1,153,805	-
F1336	1,900,000	368,217	2,268,217	2,268,217	-
F1342	-	870,814	870,814	857,846	12,968
<b>Total</b>	<b>1,987,803</b>	<b>3,967,848</b>	<b>5,955,652</b>	<b>5,903,652</b>	<b>52,000</b>

Project	Expenditures					Total Expenditures
	F1303	F1332	F1334	F1336	F1342	
Bennet Building	-	-	251,335	27,566	-	278,901
Horizon Building	-	-	18,214	-	-	18,214
Election Warehouse	-	-	-	-	225,000	225,000
New Adult Probation Building	-	37,852	-	205,936	-	243,788
Old K-Mart Building	-	114,777	884,256	2,034,715	-	3,033,748
Pct. 4 Linn San Manuel Emergency Facility	511,342	-	-	-	632,846	1,144,189
Pct. 4 New Offices	-	959,812	-	-	-	959,812
<b>Total</b>	<b>511,342</b>	<b>1,112,441</b>	<b>1,153,805</b>	<b>2,268,217</b>	<b>857,846</b>	<b>5,903,652</b>

County of Hidalgo, Texas  
Project Summary  
Transfers Out - TXDOT Projects  
Project Inception to May 31, 2016

Funding Sources	Original Budget	Budget Amendment	Adjusted Budget	Total Expenditures	Balance
F1303	1,716,057	268,959	1,985,016	1,826,563	158,453
F1331	-	889,050	889,050	857,129	31,922
F1332	-	2,505,130	2,505,130	2,505,130	-
F1334	-	3,916,892	3,916,892	3,916,892	-
F1336	2,453,000	1,840,418	4,293,418	4,293,418	-
F1339	-	1,279,628	1,279,628	1,279,628	-
F1341	-	771,005	771,005	771,005	-
F1342	-	1,224,264	1,224,264	1,048,492	175,772
F1345	-	2,716,409	2,716,409	1,112,534	1,603,875
F1347	-	3,662,726	3,662,726	606,791	3,055,935
<b>Total</b>	<b>4,169,057</b>	<b>19,074,482</b>	<b>23,243,539</b>	<b>18,217,582</b>	<b>5,025,957</b>

Project	Pct	Expenditures										Total Expenditures	
		F1303	F1331	F1332	F1334	F1336	F1339	F1341	F1342	F1345	F1347		
CO WIDE (Traffic Signals)	CO WIDE	-	-	-	19,407	12,473	-	-	-	-	-	-	31,880
11TH Street Bridge	1	-	-	-	-	701	-	-	-	-	-	-	701
CR 229 Bridge (Mile 17 1/2 Rd)	1	-	-	-	-	-	-	-	774	5,469	-	-	6,243
CR 342 Bridge (Charles Green Rd)	1	-	-	-	-	4,590	-	-	-	-	-	-	4,590
CR 684 Bridge (Mile 4N Rd)	1	-	-	-	12,317	-	-	-	-	-	-	-	12,317
CR 804 Bridge (Mile 12N Rd)	1	-	-	-	-	5,130	-	-	-	-	-	-	5,130
CR 825 Bridge (Mile 2W Rd)	1	-	-	-	-	7,091	-	-	-	-	-	-	7,091
CR 855 Bridge (Mile 4 1/2W Rd)	1	-	-	-	-	6,750	-	-	-	-	-	-	6,750
FM 88 (Mile 12N-FM1925)	1	-	-	-	785,512	70,000	4,988	-	-	-	-	-	860,499
FM 493 (US281-BUS83)	1	-	-	-	-	-	-	-	17,778	-	-	-	17,778
Mile 2 W. Rd (Mile 12N-SH107)	1	-	-	-	99,715	-	-	-	-	-	-	-	99,715
Mile 2 W. Rd (US83-Mile 12N)	1	-	158,708	-	-	354,841	98,071	289,888	221,461	-	-	-	1,122,969
Mile 6 W. Rd (Mile 9N-SH107)	1	-	-	-	-	98,308	-	-	-	-	-	-	98,308
CR 790 Bridge (Moore Rd)	2	-	-	-	27,635	-	-	-	-	-	-	-	27,635
Dicker Rd (SP115-FM2061)	2	81,165	1,076	-	-	8,314	-	481,117	1,300	-	-	-	572,972
FM 907 S. Outfall	2	-	-	-	-	837,978	-	-	-	-	-	-	837,978
FM 2061 (Dicker-Mission Floodway)	2	-	148,235	-	-	-	-	-	-	-	-	-	148,235
Nolana Loop (FM1426-FM88)	2	-	-	-	-	-	62,500	-	-	-	-	-	62,500
North "I" Rd (FM495-Owassa)	2	-	117,706	1,618,545	3,066	-	10,572	-	-	19,423	-	-	1,769,312
South McColl (Orangewood-Dicker)	2	-	-	147,947	340,000	40,812	281,016	-	117,301	11,179	-	-	938,254
Sugar Rd (Sioux-Owassa)	2	-	-	50,243	-	-	-	-	-	-	-	-	50,243
Thomas Rd (Jackson-Stewart)	2	-	162,225	-	-	-	-	-	-	-	-	-	162,225
BUS 83 PH I (US83-FM1427)	3	-	26,103	-	-	-	-	-	-	-	-	-	26,103
BUS 83 PH I Outfall	3	-	-	-	87,521	-	48,000	-	-	-	-	-	135,521
BUS 83 PH II (FM1427-Showers)	3	-	13,200	-	-	-	-	-	-	-	-	-	13,200
BUS 83 PH III (Showers-Penitas)	3	-	21,450	-	-	-	-	-	-	-	-	-	21,450
FM 681 (SH107-FM2221/FM492)	3	-	-	-	-	1,295,150	445,693	-	91,498	-	-	-	1,832,341
FM 1924 PH I (FM494-SH107)	3	-	-	476,567	118	-	-	-	-	-	-	-	476,685
FM 1924 PH I Outfall	3	-	-	-	815,421	-	-	-	-	-	-	-	815,421
FM 1924 PH II (SH107-FM492)	3	-	-	-	761,160	18,073	3,574	-	-	-	-	-	782,807
FM 1924 PH II Outfall	3	-	-	-	-	554,911	-	-	-	-	-	-	554,911
FM 2221/ FM 492 (FM681-SH364)	3	-	-	-	-	894,085	50,797	-	88,085	-	-	-	1,032,967
Mile 2 N. Rd (Moorefield-La Homa)	3	-	13,295	-	-	-	42,525	-	58,295	13,448	-	-	127,563
SH 364 (SH495-FM1924)	3	-	-	-	-	-	186,099	-	450,620	145,800	-	-	782,519
SH 495 Underpass/Abram	3	-	-	11,030	822,121	-	3,691	-	1,380	-	-	-	838,221
US 83 Palmview	3	-	98,463	-	-	6,499	-	-	-	-	-	-	104,962
10th Street (SH107-FM1925)	4	1,322,098	-	-	-	-	-	-	-	-	-	606,791	1,928,889
N Alamo Road	4	34,200	-	-	-	-	-	-	-	-	-	-	34,200
FM 1925 (Kenyon - 907)	4	-	-	-	-	-	-	-	-	30,017	-	-	30,017
FM 1925 (Sharp Realignment)	4	-	-	-	-	-	-	-	-	235,353	-	-	235,353
FM 1925 (10th Street - McColl)	4	-	-	-	-	-	-	-	-	248,590	-	-	248,590
FM 2128 (SH107-US281)	4	-	91,668	-	-	-	-	-	-	-	-	-	91,668
FM 2128 Drainage	4	-	-	200,798	-	-	-	-	-	-	-	-	200,798
North "I" Rd (Owassa-US281)	4	-	5,000	-	142,900	40,576	8,401	-	-	-	-	-	196,877
Ware Rd (Mile 3N-Mile 5N)	4	389,100	-	-	-	37,136	33,702	-	-	69,982	-	-	529,920
Ware Rd (Mile 3N-FM 1925)	4	-	-	-	-	-	-	-	-	333,274	-	-	333,274
<b>Total</b>		<b>1,826,563</b>	<b>857,129</b>	<b>2,505,130</b>	<b>3,916,892</b>	<b>4,293,418</b>	<b>1,279,628</b>	<b>771,005</b>	<b>1,048,492</b>	<b>1,112,534</b>	<b>606,791</b>		<b>18,217,582</b>