

Hidalgo County Auditor's Office
Approval of Check Register as Summarized Below
September 6th, 2016

Bank Account	Fund	Start Ck #	End Ck #	Next Ck #	Amount
01	General Fund	439934	440290	440291	628,213.62
02	Special Revenue	414886	415104	415105	295,907.03
03	Debt Service	No checks issued			-
04	Capital Projects	16986	16999	17000	456,580.39
05	Trust & Agency	25388	25412	25413	28,345.79
06	Payroll	997353	997353	997354	870.69
07	Proprietary	6250	6255	6256	5,835.01
15	Urban County	31161	31165	31166	82,523.83

Total checks 1,498,276.36

Wire Transfers for:
Debt Service Funds

ITEMS: 1 112,319.17

Total: 112,319.17

Ach Withdrawals for:
General Fund
Trust & Agency Funds
Payroll Fund

ITEMS: 1 614,828.08
ITEMS: 4 113,138.10
ITEMS: 4 3,467,404.58

Total withdrawals: 4,195,370.76

Bank Internal Transfer for:
General Fund
Special Revenue Funds
Proprietary Funds

ITEMS: 5 5,487,041.63
ITEMS: 7 1,953,761.94
ITEMS: 2 43,719.92

Total transfers: 7,484,523.49

Total electronic payments: 11,792,213.42

Grand Total: 13,290,489.78

The aforementioned bills listed hereto have been approved
for payment by the Hidalgo County Commissioner's Court
witnessed on this the 6th day of September, 2016

Ramon Garcia
Co. Judge Hidalgo County

ACC
Co. Comm., Pct No. 1


E. M. ...
Co. Comm., Pct. No. 2

Co. m. ...
Co. Comm., Pct. No. 3

Jose Pelaez
Co. Comm., Pct. No. 4

APPROVED BY
COMMISSIONERS' COURT
ON: 9/6/16

COUNTY of HIDALGO



HIDALGO COUNTY AUDITOR'S OFFICE
 Hidalgo County Administration Building
 2808 South Business Highway 281
 Edinburg, Texas 78539-6243
 PHONE: (956) 318-2511
 FAX: (956) 318-2577
 WEBSITE: www.co.hidalgo.tx.us/auditor

EDINBURG, TEXAS 78539

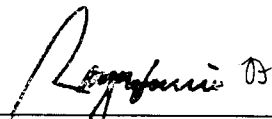
MEMORANDUM

TO: The Commissioner's Court of Hidalgo County, Texas
FROM: The Office of the Hidalgo County Auditor
DATE: September 6, 2016

Request for placement on the Commissioner's Court Consent Agenda of September 6, 2016 for the purpose of approving payment of the following claims:

<u>FUND</u>	<u>FROM CLAIM NO.</u>	<u>TO CLAIM NO.</u>	<u>AMOUNT</u>
GENERAL	439934	440290	\$ 628,213.62
GENERAL	ACH WITHDRAWALS		\$ 614,828.08
GENERAL	BANK INTERNAL TRANSFER		\$ 5,487,041.63
SPECIAL REVENUE	414886	415104	\$ 295,907.03
SPECIAL REVENUE	BANK INTERNAL TRANSFER		\$ 1,953,761.94
CAPITAL PROJECTS	16986	16999	\$ 456,580.39
DEBT SERVICE	WIRE TRANSFERS		\$ 112,319.17
TRUST & AGENCY	25388	25412	\$ 28,345.79
TRUST & AGENCY	ACH WITHDRAWALS		\$ 113,138.10
PAYROLL FUND	997353	997353	\$ 870.69
PAYROLL FUND	ACH WITHDRAWALS		\$ 3,467,404.58
PROPRIETARY	6250	6255	\$ 5,835.01
PROPRIETARY	BANK INTERNAL TRANSFER		\$ 43,719.92
URBAN COUNTY	31161	31165	\$ 82,523.83

The above mentioned claims have been audited, and I furthermore certify that funds exist within the various county departments and accounts for the payment of said claims.



 Hidalgo County Auditor

9-6-16

 Date


HIDALGO COUNTY DISTRICT JUDGES

LUIS M. SINGLETERRY JUDGE, 92ND D.C. RODOLFO DELGADO JUDGE, 93RD D.C. J. R. "BOBBY" FLORES JUDGE, 139TH D.C. ROSE GUERRA REYNA JUDGE, 206TH D.C. JUAN R. PARTIDA JUDGE, 275TH D.C. MARIO E. RAMIREZ, JR. JUDGE, 332ND D.C. NDE GONZALEZ JUDGE, 370TH D.C. OVERSEER LETICIA LOPEZ JUDGE, 389TH D.C. AIDA SALINAS FLORES JUDGE, 398TH D.C. ISRAEL RAMON, JR. JUDGE, 430TH D.C. JESSE CONTRERAS JUDGE, 449TH D.C.

Hidalgo County, Texas

Monthly Financial Report
(Unaudited and Unadjusted)
(Excluding Related Agencies & Component Unit)

July 31, 2016



Prepared by the Office of the County Auditor
Raymundo Eufrazio, C.P.A.

Hidalgo County, Texas

Monthly Financial Report (Unaudited and Unadjusted) July 31, 2016

Table of Contents

County Auditor's Letter of Transmittal	i
Section 1 - Financial Statements	
Consolidated Balance Sheet - All Fund Types and Account Groups.....	1
Statement of Revenues, Expenditures and Changes in Fund Balances - Governmental Funds.....	2
Section 2 - Other Supplementary Information	
Schedule of Cash Receipts and Disbursements.....	3
Schedule of Interfund Transfers.....	5
Schedule of Long-Term Debt Outstanding.....	6
Schedule of Debt Requirements.....	6
Section 3 - Budget Status	
Summary of Revenues and Expenditures - Budget to Actual - By Fund.....	7
Statement of Revenues, Expenditures and Changes in Fund Balances - Budget to Actual - General Fund.....	9
Budget Status by Department - General Fund.....	10
Budget Status by Project - Capital Outlay Fund.....	13
Budget Status by Project - Tax Notes, Series 2007.....	14
Budget Status by Project - Sale of Capital Assets funded by C.O.	15
Budget Status by Project - Tax Notes, Series 2014.....	17
Budget Status by Project - TXDOT Projects Fund.....	18
Budget Status by Project - Certificates of Obligation, Series 1998.....	19
Budget Status by Project - Certificates of Obligation, Series 2000.....	20
Budget Status by Project - Certificates of Obligation, Series 2001.....	21
Budget Status by Project - Certificates of Obligation, Series 2002.....	23
Budget Status by Project - Certificates of Obligation, Series 2004.....	24
Budget Status by Project - Certificates of Obligation, Series 2006.....	25
Budget Status by Project - Certificates of Obligation, Series 2009.....	26
Budget Status by Project - Certificates of Obligation, Series 2009B&C.....	28
Budget Status by Project - Certificates of Obligation, Series 2010A&B.....	29
Budget Status by Project - Certificates of Obligation, Series 2014.....	31
Budget Status by Project - Certificates of Obligation, Series 2015A.....	32
Budget Status by Project - Certificates of Obligation, Series 2016.....	33
Project Summary - Precinct 1-Roads.....	34
Project Summary - Precinct 2-Roads.....	35
Project Summary - Precinct 3-Roads.....	36
Project Summary - Precinct 4-Roads.....	37
Project Summary - Transfers Out-Capital Outlay.....	38
Project Summary - Transfers Out-TXDOT Projects.....	39

COUNTY *of* HIDALGO



HIDALGO COUNTY AUDITOR'S OFFICE
Hidalgo County Administration Building
2808 South Business Highway 281
Edinburg, Texas 78539-6243
PHONE: (956) 318-2511
FAX: (956) 318-2577
WEBSITE: www.co.hidalgo.tx.us/auditor

EDINBURG, TEXAS 78539

September 6, 2016

The Honorable District Judges of Hidalgo County and the Honorable Members of the Hidalgo County Commissioners Court:

The unaudited and unadjusted Monthly Financial Report of Hidalgo County, Texas, for the month ended July 31, 2016 is hereby submitted as required by Sections 114.023-.025 of the Local Government Code. This report was prepared by the County Auditor's staff and is intended for informational purposes only. This report does not contain financial information for the County's related agencies (Community Service Agency, Head Start Program, and Urban County), component unit (Drainage District No. 1), or the various officials trust and agency funds. Financial information for the County's related agencies and component unit is compiled annually by the independent auditors for inclusion in the County's Comprehensive Annual Financial Report.

The Monthly Financial Report is presented in three sections: Financial Statements, Other Supplementary Information and Budget Status. The Financial Statement section contains a Consolidated Balance Sheet for all fund types and account groups and a Statement of Revenues, Expenditures and Changes in Fund Balances for governmental fund types. The Other Supplementary Information section contains information on receipts and disbursements, interfund transfers and long-term debt outstanding. The Budget Status section contains budget to actual comparisons by fund type for governmental funds, and general fund expenditures and transfers out budget to actual comparison by department.

Should you have any questions concerning this report, please do not hesitate to contact the County Auditor's Office at (956) 318-2511 extension 4669.

Respectfully submitted,


Raymundo Eufrazio, C.P.A.
County Auditor

HIDALGO COUNTY DISTRICT JUDGES

LUIS M. ENGLETERAY JUDGE, 2 ND D.C.	RODOLFO DELGADO JUDGE, 3 RD D.C.	J. R. BOBBY FLORES JUDGE, 1 ST D.C.	ROSE GUERRA REYNA JUDGE, 20 TH D.C.	JUAN R. PARTIDA JUDGE, 17 TH D.C.	MARIO E. RAMIREZ, JR. JUDGE, 12 TH D.C.	NOÉ GONZALEZ JUDGE, 15 TH D.C. OVERSEER	LETICIA LOPEZ JUDGE, 18 TH D.C.	AIDA SALINAS FLORES JUDGE, 24 TH D.C.	ISRAEL RAMON, JR. JUDGE, 43 RD D.C.	JESSE CONTRERAS JUDGE, 44 TH D.C.
---	--	---	---	---	---	--	---	---	---	---

Financial Statements

County of Hidalgo, Texas
Consolidated Balance Sheet
All Fund Types and Account Groups
July 31, 2016

	Governmental Fund Types			Proprietary Fund Types		Fund Types		Account Groups		Totals (Memo Only) July 31, 2016
	General	Special Revenue	Capital Projects	Debt Service	Enterprise	Internal Service	Trust & Agency	Capital Assets	General Long-Term Debt	
ASSETS AND OTHER DEBITS										
Assets:										
Cash	1,620,887	31,954,221	1,473,373	23,516	1,108,624	179,761	3,620,791	-	-	39,981,175
Investments	136,905,159	25,450,000	57,410,000	18,346,000	-	-	2,153,502	-	-	240,264,662
Receivables (net of allowance for uncollectibles)	27,017,800	42,669	20,539	3,316,137	-	1,062	-	-	-	30,388,208
Due from other governments	2,823,674	2,805,088	4,008,977	-	-	-	-	-	-	9,637,739
Due from other funds	-	1,508,538	178,237	1,549,933	-	68,493	-	-	-	3,305,201
Due from component unit	4,360	117	-	-	-	-	-	-	-	4,478
Inventories	786,308	-	-	-	-	-	-	-	-	786,308
Prepaid items	8,405	4,580	-	-	-	194,640	-	-	-	207,625
Advances to other funds	101,235	10,400	-	-	-	150,000	-	-	-	261,635
Other assets	-	-	-	-	-	-	-	-	-	-
Capital assets (net of accum depr):										
Land	-	-	-	-	-	-	-	-	-	-
Infrastructure	-	-	-	-	1,001,093	-	4,367,326	39,442,759	-	44,811,178
Buildings	-	-	-	-	-	-	-	440,704,655	-	440,704,655
Improvements other than buildings	-	-	-	-	-	-	-	152,428,389	-	152,428,389
Machinery and equipment	-	-	-	-	-	-	-	18,800,315	-	18,800,315
Construction in progress	-	-	-	-	14,930	33,834	-	102,535,371	-	102,584,136
Amount available for retirement of long-term debt	-	-	-	-	-	-	-	2,319,002	-	2,319,002
Amount to be provided for retirement of long-term debt	-	-	-	-	-	-	-	-	19,919,449	19,919,449
Total assets	169,267,828	61,775,613	63,091,127	23,235,586	2,124,648	627,791	10,141,619	756,230,491	212,756,696	192,837,247

LIABILITIES, EQUITY AND OTHER CREDITS

	Governmental Fund Types			Proprietary Fund Types		Fund Types		Account Groups		Totals (Memo Only) July 31, 2016
	General	Special Revenue	Capital Projects	Debt Service	Enterprise	Internal Service	Trust & Agency	Capital Assets	General Long-Term Debt	
LIABILITIES:										
Bank overdraft	-	-	-	-	-	-	-	-	-	-
Accounts payable	710,464	(34,071)	15,348	-	1,388	-	2,179,960	-	-	2,873,088
Vouchers payable	-	-	-	-	-	-	-	-	-	-
Claims and judgments	-	-	-	-	-	3,463,000	1,143,457	-	-	4,606,457
Retainage payable	-	2,226	331,824	-	-	-	-	-	-	334,050
Arbitrage payable	-	-	-	-	-	-	-	-	-	-
Due to other funds	7,434,237	-	-	-	-	-	69,764	-	-	7,504,001
Due to other governments	2,482,806	1,398,318	-	-	-	-	-	-	-	3,881,124
Due to others	2,060	-	-	-	-	-	-	-	-	2,060
Due to component unit	4,449	3,864	4,449	-	-	-	-	-	-	8,313
Held in escrow	1,568,661	6,209	-	-	-	-	6,520,830	-	-	8,095,699
Unearned revenues	106,000	7,856,042	-	-	-	-	-	-	-	7,962,042
Unavailable revenues	29,928,979	959,601	3,413,805	3,316,137	-	-	-	-	-	37,618,522
Undistributed receipts	19,297,257	-	-	-	-	-	-	-	-	19,297,257
Capital lease payable	-	-	-	-	-	7,228	-	-	-	7,228
General oblig bonds payable	-	-	-	-	-	-	-	-	207,995,000	207,995,000
Notes payable	-	-	-	-	-	-	-	-	4,761,696	4,761,696
Closure and post-closure costs	-	-	-	-	1,604,979	-	-	-	-	1,604,979
Total liabilities	61,534,911	10,192,189	3,760,977	3,316,137	1,606,367	3,470,228	9,914,011	756,230,491	212,756,696	308,551,516
Equity and other credits:										
Net investment in capital assets	-	-	-	-	1,016,024	26,606	-	756,230,491	-	757,273,121
Unrestricted	-	-	-	-	(564,644)	(3,019,043)	-	-	-	(3,583,687)
Nonspendable	1,110,090	10,400	-	-	-	150,000	-	-	-	1,270,490
Restricted	3,626,278	51,573,024	-	-	66,902	-	-	-	-	55,266,204
Committed	-	-	-	-	-	-	-	-	-	-
Assigned	1,960,260	-	59,330,149	19,919,449	-	-	-	-	-	61,290,410
Unassigned	101,036,289	-	-	-	-	-	227,608	-	-	101,263,897
Total equity and other credits	107,732,917	51,583,424	59,330,149	19,919,449	518,281	(2,842,437)	227,608	756,230,491	212,756,696	992,639,884
Total liabilities, equity and other credits	169,267,828	61,775,613	63,091,127	23,235,586	2,124,648	627,791	10,141,619	756,230,491	212,756,696	1,299,251,401

This statement was prepared primarily on the cash basis of accounting.

County of Hidalgo, Texas
Statement of Revenues, Expenditures and Changes in Fund Balance
Governmental Funds
For the Seventh Month Ended July 31, 2016

	General	Special Revenue	Capital Projects	Debt Service	Total Governmental Funds
Revenues					
Taxes	138,673,734	3,499	-	18,358,708	157,035,941
Licenses and permits	927,683	3,679,286	-	-	4,606,968
Intergovernmental revenues	8,052,732	17,218,814	1,127,672	239,333	26,638,551
Charges for services	9,353,587	5,821,485	-	-	15,175,072
Fines & forfeitures	181,672	5,181,021	-	-	5,362,693
Special assessments	-	2,101,619	-	-	2,101,619
Interest earnings	151,004	112,602	62,907	19,125	345,638
Miscellaneous	985,900	456,084	-	-	1,441,984
Total revenues	158,326,312	34,574,409	1,190,579	18,617,166	212,708,466
Expenditures					
General government					
Judicial	18,125,152	2,520,849	-	-	20,646,002
Executive	1,554,630	-	-	-	1,554,630
Elections	1,473,884	254,910	-	-	1,728,794
Financial administration	12,755,165	241,966	-	-	12,997,131
Other	6,305,060	-	79,049	-	6,384,109
Public safety					
Police	16,954,191	3,376,305	933,565	-	21,264,060
Fire	315,720	-	-	-	315,720
Corrections	19,040,298	9,521,602	3,899	-	28,565,799
Other protection	360,548	-	-	-	360,548
Highways and streets	8,861	11,707,660	8,607,167	-	20,323,688
Sanitation	3,145,007	-	-	-	3,145,007
Drainage	-	-	-	-	-
Health and welfare	10,660,082	31,603,480	-	-	42,263,562
Culture and recreation	1,983,627	64,723	151,993	-	2,200,344
Conservation	442,608	-	-	-	442,608
Urban and economic development	425,784	-	-	-	425,784
Debt service					
Principal	-	-	-	-	-
Interest and fiscal agent fees	3,015	-	-	3,194,039	3,197,054
Issuance costs	-	-	417,320	-	417,320
Advance refunding escrow	-	-	-	-	-
Intergovernmental expenditures	-	1,919,291	-	-	1,919,291
Total expenditures	93,553,632	61,210,787	10,192,994	3,194,039	168,151,453
Excess (deficiency) of revenues over (under) expenditures	64,772,680	(26,636,378)	(9,002,415)	15,423,127	44,557,013
Other financing sources (uses):					
Sale of capital assets	-	188,105	-	-	188,105
General long-term debt issued	-	-	40,376,320	-	40,376,320
Long-term notes issued	-	-	-	-	-
Transfers in	-	4,444,309	91,051	-	4,535,360
Transfers out	(3,826,656)	(617,653)	(91,051)	-	(4,535,360)
Payment to refunded bond escrow agent	-	-	-	-	-
Total other financing sources (uses)	(3,826,656)	4,014,761	40,376,320	-	40,564,425
Excess (deficiency) of revenues and other financing sources over (under) expenditures and other financing uses	60,946,024	(22,621,617)	31,373,905	15,423,127	85,121,439
Fund balance at December 31, 2015	46,697,866	71,238,115	27,456,908	4,435,330	149,828,218
Prior period adjustments	-	-	-	-	-
Fund balance at December 31, 2015, as restated	46,697,866	71,238,115	27,456,908	4,435,330	149,828,218
Adjusting journal entries	89,027	2,966,927	499,336	60,992	3,616,283
Fund balance ended July 31, 2016	107,732,917	51,583,424	59,330,149	19,919,449	238,565,940

This statement was prepared primarily on the cash basis of accounting.

**Other Supplementary
Information**

County of Hidalgo, Texas
Schedule of Cash Receipts and Disbursements
July 31, 2016

Fund	Beginning Balance July 1, 2016	Receipts	Disbursements	Ending Balance July 31, 2016
General Fund				
1100 General Fund	1,906,253	26,604,272	26,889,638	1,620,887
Total General Fund	<u>1,906,253</u>	<u>26,604,272</u>	<u>26,889,638</u>	<u>1,620,887</u>
Special Revenue Funds				
1200 Road & Bridge County Wide	7,708,568	479,006	1,641,426	6,546,149
1212 Parks Precinct No. 2	-	-	-	-
1220 LEOSE	60,951	399	9,594	51,756
1221 District Attorney Motor Vehicle Theft	32	-	-	32
1222 District Attorney Bad Check Processing	37,394	5,215	8,351	34,258
1223 District Attorney Investigations H.B. 65	709,587	21,593	109,683	621,497
1224 Drug Abuse Prevention and Rehabilitation	39,261	156	-	39,417
1225 Pretrial Intervention Prgm Fund	68,142	52	30,288	37,905
1226 Sheriff Investigations	18,907	-	-	18,907
1227 Sheriff Investigations H.B. 65	146,956	9,715	10,377	146,293
1228 Sheriff Equitable Sharing - Treasury Funds	(288,253)	441	-	(287,812)
1229 Sheriff Equitable Sharing - Justice Funds	(56,837)	1,617	4,432	(59,652)
1230 Constable Pct. 3 Investigations H.B. 65	20,487	-	-	20,487
1231 Constable Pct. 4 Investigations H.B. 65	94,400	-	-	94,400
1232 Constable Pct. 5 Investigations H.B. 65	-	-	-	-
1233 Constable Pct. 1 Investigations H.B. 65	4,972	-	-	4,972
1234 County Child Abuse Prevention	37,695	-	-	37,695
1235 District Clerk Records Management & Preservation	85,689	104	-	85,793
1236 District Clerk Title IV-D	25,011	-	-	25,011
1237 County Clerk Records Management & Preservation	1,116,802	1,193	114,042	1,003,952
1238 County Records Management & Preservation	34,726	52	32,291	2,487
1239 Court Reporter Service	31,370	52	8,785	22,636
1240 Juvenile Delinquency Prevention	4,769	-	-	4,769
1241 Courthouse Security	99,884	-	73,746	26,138
1242 Justice Court Technology	(172,937)	363	68,760	(241,334)
1243 Contributions	45,941	156	925	45,172
1245 Justice Court Building Security	(29,164)	52	-	(29,112)
1246 Tax Assessor-Collector Special Vehicle Inventory	780,478	15,496	552,314	243,660
1247 Law Library	190,256	1,554	20,780	171,030
1249 County Indigent Health Care	-	-	-	-
1250 Supplemental Court Guardianship	76,872	-	-	76,872
1251 HIDTA Chapter 59	1,416,914	13,520	12,129	1,418,304
1252 HIDTA US Treasury	(96,948)	1,865	17,372	(112,454)
1253 HIDTA Other States	(96,884)	104	12,590	(109,371)
1254 HIDTA US Justice	32,089	259	10,225	22,123
1255 County & District Court Technology	49,257	-	-	49,257
1256 DA US Department of Justice	141,362	-	-	141,362
1257 Constable Pct.3 Treasury	2,480	-	-	2,480
1258 Local Provider Participation	33,923,120	13,014,491	26,028,982	20,908,628
1259 Constable Pct.4 Federal Sharing - Treasury	30,875	-	-	30,875
1260 Constable Pct.2 Chapter 59	4,755	-	-	4,755
1261 Constable Pct.4 Federal Sharing - DOJ	11,710	-	-	11,710
1280 Designated Purpose Grants - Level 0	553,829	207	-	554,037
1281 Designated Purpose Grants - Level 1	(182,727)	153,234	57,758	(87,251)
1282 Designated Purpose Grants - Level 2	(16,438)	-	5,121	(21,559)
1283 Designated Purpose Grants - Level 3	61,215	16,255	-	77,470
1284 Designated Purpose Grants - Level 4	(765,382)	1,271,960	186,693	319,885
1285 Designated Purpose Grants - Level 5	(112,491)	9,837	36,243	(138,897)
1286 Designated Purpose Grants - Level 6	-	-	-	-
1287 Designated Purpose Grants - Level 7	-	-	-	-
1289 Designated Purpose Grants - Level 9	(41,195)	56,452	82,002	(66,746)
1291 HIDTA Grants	(96,117)	95,717	46,393	(46,794)
1292 WIC Grants	(1,629,263)	963,940	816,084	(1,481,407)
1293 Health Department Grants	(98,841)	265,439	288,565	(121,967)
1294 Juvenile Probation Department Grants	539,336	316,469	197,045	658,760
1295 Post Adjudication Juvenile Boot Camp	(533,659)	-	181,591	(715,250)
1296 Juvenile Probation Title IV-E	466,027	-	24,205	441,822
1297 Adult Probation Grants	2,018,684	375,435	923,048	1,471,070
Total Special Revenue Funds	<u>46,473,668</u>	<u>17,092,395</u>	<u>31,611,842</u>	<u>31,954,221</u>

County of Hidalgo, Texas
Schedule of Cash Receipts and Disbursements
July 31, 2016

Fund	Beginning Balance July 1, 2016	Receipts	Disbursements	Ending Balance July 31, 2016
Capital Projects Funds				
1301 Capital Outlay	38,344	-	-	38,344
1302 Tax Notes, Series 2007	521,569	-	-	521,569
1303 Sale of Capital Assets	619,099	519	63,132	556,485
1304 Tax Notes, Series 2014	174,738	-	68,652	106,086
1305 Road District No. 5	-	-	-	-
1311 Border Colonia Access Program Round II	-	-	-	-
1312 Border Colonia Access Program Round III	(935,190)	614,551	171,281	(491,920)
1315 Texas Department of Transportation Projects	(3,905,565)	455,854	258,786	(3,708,497)
1328 Certificates of Obligation, Series 1998	-	-	-	-
1330 Certificates of Obligation, Series 2000	-	-	-	-
1331 Certificates of Obligation, Series 2001	47,454	-	-	47,454
1332 Certificates of Obligation, Series 2002	-	-	-	-
1334 Certificates of Obligation, Series 2004	-	-	-	-
1336 Certificates of Obligation, Series 2006	-	-	-	-
1339 Certificates of Obligation, Series 2009	493	-	-	493
1341 Certificates of Obligation, Series 2009B&C	188,169	-	-	188,169
1342 Certificates of Obligation, Series 2010A&B	793,499	-	7,200	786,299
1345 Certificates of Obligation, Series 2014	2,886,045	2,593	208,261	2,680,377
1347 Certificates of Obligation, Series 2015A	(99,125)	1,006,668	188,529	719,014
1350 Certificates of Obligation, Series 2016	(9,500)	39,959,000	39,920,000	29,500
Total Capital Projects Funds	320,029	42,039,185	40,885,840	1,473,373
Debt Service Funds				
1401 Notes Payable	462	528	-	990
1430 Certificates of Obligation, Series 2000	-	-	-	-
1431 Certificates of Obligation, Series 2001	-	-	-	-
1432 Certificates of Obligation, Series 2002	-	-	-	-
1434 Certificates of Obligation, Series 2004	-	-	-	-
1435 Refunding Bonds, Series 2005	536	115	-	651
1436 Certificates of Obligation, Series 2006	1,568	929	-	2,497
1437 Refunding Bonds, Series 2006	-	-	-	-
1438 Refunding Bonds, Series 2007	661	472	-	1,133
1439 Certificates of Obligation, Series 2009	1,220	462	-	1,682
1440 Refunding Bonds, Series 2009A	781	128	750	159
1441 Certificates of Obligation, Series 2009B&C	679	489	-	1,168
1442 Certificates of Obligation, Series 2010A&B	949	1,131	-	2,080
1443 Refunding Bonds, Series 2014A	1,376	520	-	1,896
1444 Refunding Bonds, Series 2014B	3,823	2,267	-	6,090
1445 Certificates of Obligation, Series 2014	1,026	308	-	1,334
1446 Refunding Bonds, Series 2014C	960	380	-	1,341
1447 Certificates of Obligation, Series 2015A	282	299	-	582
1448 Refunding Bonds, Series 2015B	383	273	-	657
1449 Refunding Bonds, Series 2015C	770	487	-	1,257
Total Debt Service Funds	15,477	8,789	750	23,516
Enterprise Funds				
2101 Sanitary Landfill	845,200	-	-	845,200
2102 Jail Commissary	58,760	240,920	36,255	263,425
Total Enterprise Funds	903,960	240,920	36,255	1,108,624
Internal Service Funds				
2201 Health Benefits Self-Insurance	(3,427,679)	2,103,617	3,544,674	(4,868,736)
2202 Workers' Compensation Self-Insurance	5,006,242	160,109	117,854	5,048,497
Total Internal Service Funds	1,578,564	2,263,726	3,662,529	179,761
Private-Purpose Trust Funds				
3301 Unclaimed Money	716,215	-	20	716,195
3302 County Clerk Unclaimed Money	654,870	-	-	654,870
3303 District Clerk Unclaimed Money	-	-	-	-
3304 Bail Bond Sureties	-	-	-	-
Total Private-Purpose Trust Funds	1,371,085	-	20	1,371,065
Agency Funds				
3401 Clearing Fund	2,291,235	6,524,219	6,655,250	2,160,205
3402 Payroll Fund	15,167	6,925,670	6,940,837	0
3403 Insurance Fund	68,721	20,799	-	89,521
Total Agency Funds	2,375,124	13,470,689	13,596,087	2,249,726
Grand Total for Primary Government	54,944,159	101,719,975	116,682,960	39,981,175

This statement was prepared primarily on the cash basis of accounting.

County of Hidalgo, Texas
 Schedule of Interfund Transfers
 July 31, 2016

Transfers In:

Transfer out:	Special Revenue										Capital Projects			Debt Service		Enterprise					
	General Fund	R&B Funds	Sheriff Funds COP59	Sheriff Federal Sharing US Treasury	Constable Pct 1 Investigation COP59	District Clerk Records Management & Preservation	County Records Management & Preservation	Court Reporter	Courthouse Security	Constable Pct. 3 Federal Sharing US Treasury	DA Federal Sharing US Dept of Justice	Designated Purpose Grants	Health Grants	Juvenile Probation	Adult Probation		Capital Outlay	BCAP Round III	TXDOT Projects	C.O Series 2009 B&C	Debt Service
General Fund	2,439,999								643,384			58,119	155,338	529,916							
Special Revenue Funds																					
R&B Funds																					
Parks Funds																					
Sheriff Investigation HB 65																					
Sheriff Fed Sharing US Treasury																					
Sheriff Fed Sharing USDJ																					
Constable Pct. 5																					
Court Reporter																					
TAC Sp Veh Inv																					
Indigent Health Care																					
HIDTA Chapter 59																					
HIDTA Fed Sharing US Treasury			114,522	10,000	63,663																
HIDTA US Justice																					
Health Department																					
Adult Probation															402,531						
Capital Projects Funds																					
Capital Outlay																					
BCAP Round II																					
C.O. Series 2001																					
C.O. Series 2002																					
C.O. Series 2004																					
C.O. Series 2006																					
C.O. Series 2009																					
C.O. Series 2009 A&B																					
C.O. Series 2010																					
C.O. Series 2014																					
C.O. Series 2015A																					
Debt Service Funds																					
Notes Payable																					
C.O. Series 2002																					
C.O. Series 2004																					
Ref Bonds Series 2005																					
C.O. Series 2006																					
Ref Bonds Series 2006																					
C.O. Series 2009																					
Ref Bonds Series 2007																					
Fiduciary Funds																					
	2,439,999		114,522	10,000	63,663				643,384	10,000		75,056	155,338	529,916	402,531			1,439			488,251
Total																		89,612			488,251
																		1,439			89,612
																					3,826,656

This statement was prepared primarily on the cash basis of accounting.

County of Hidalgo, Texas
Schedule of Long-Term Debt Outstanding
July 31, 2016

	Original Amount	Interest Rates	Year Issued	Year of Maturity	Outstanding Balances		
					Principal	Interest	Total Requirements
Refunding Bonds							
Refunding Bonds, Series 2007	26,415,000	4.00 - 4.25	2006	2016	1,265,000	25,300	1,290,300
Refunding Bonds, Series 2009A	6,995,000	2.50 - 5.00	2009	2018	965,000	50,763	1,015,763
Refunding Bonds, Series 2014A	4,515,000	3.00 - 4.00	2014	2019	2,380,000	166,325	2,546,325
Refunding Bonds, Series 2014B	32,845,000	.645 - 3.00	2014	2021	32,845,000	2,235,305	35,080,305
Refunding Bonds, Series 2014C	22,795,000	3.00 - 5.00	2014	2026	22,415,000	7,391,875	29,806,875
Refunding Bonds, Series 2015B	14,760,000	5.00	2015	2028	14,760,000	7,485,000	22,245,000
Refunding Bonds, Series 2015C	24,990,000	1.291 - 3.365	2015	2024	24,990,000	4,768,014	29,758,014
Certificates of Obligation							
Certificates of Obligation, Series 2006	38,770,000	4.25 - 5.00	2006	2016	1,955,000	48,875	2,003,875
Certificates of Obligation, Series 2009	24,280,000	3.00 - 5.00	2009	2018	3,525,000	194,747	3,719,747
Certificates of Obligation, Series 2009B&C	12,225,000	2.00 - 6.01	2009	2029	9,270,000	3,930,101	13,200,101
Certificates of Obligation, Series 2010A&B	27,850,000	2.00 - 6.30	2010	2030	22,710,000	10,785,403	33,495,403
Certificates of Obligation, Series 2014	20,085,000	3.00 - 5.00	2014	2034	20,085,000	9,830,203	29,915,203
Certificates of Obligation, Series 2015A	15,785,000	3.00 - 5.00	2015	2040	15,785,000	10,125,210	25,910,210
Certificates of Obligation, Series 2016	35,045,000	2.00 - 5.00	2016	2036	35,045,000	17,409,752	52,454,752
Notes Payable							
Notes Payable	911,009	4.00	2008	2018	311,696	25,262	336,957
Tax Notes, Series 2014	5,530,000	4.00 - 5.00	2014	2019	4,450,000	458,750	4,908,750
Total	<u>313,796,009</u>				<u>212,756,696</u>	<u>74,930,883</u>	<u>287,687,579</u>

Schedule of Debt Requirements

	Principal	Interest	
2016	14,334,851	3,545,095	17,879,947
2017	15,428,845	8,333,625	23,762,471
2018	13,882,999	7,783,715	21,666,714
2019	14,745,000	7,322,880	22,067,880
2020	14,740,000	6,779,402	21,519,402
2021-2025	69,310,000	25,197,848	94,507,848
2026-2030	41,490,000	11,402,993	52,892,993
2031-2035	21,270,000	3,865,925	25,135,925
2036-2040	7,555,000	699,400	8,254,400
Total	<u>212,756,696</u>	<u>74,930,883</u>	<u>287,687,579</u>

This statement was prepared primarily on the cash basis of accounting.

Budget Status

County of Hidalgo, Texas
 Summary of Revenues and Expenditures - Budget to Actual
 By Fund
 For the Seventh Month Ended July 31, 2016

Fund	Description	Revenues			Expenditures		
		Original Budget	Adjusted Budget	Year-to-Date Actual	Original Budget	Adjusted Budget	Year-to-Date Actual
General Fund							
1100	General Fund	184,606,362	184,621,485	158,326,312	189,336,719	198,705,542	97,380,288
	Total General Fund	184,606,362	184,621,485	158,326,312	189,336,719	198,705,542	97,380,288
Special Revenue Funds							
1200	Road & Bridge County Wide	17,951,569	18,462,379	10,157,461	18,563,082	27,405,515	11,772,383
1220	LEOSE	-	46,269	47,810	-	63,821	18,175
1221	District Attorney Motor Vehicle Theft	-	-	-	-	-	-
1222	District Attorney Bad Check Processing	-	-	44,736	98,500	107,866	53,600
1223	District Attorney Investigations H.B. 65	-	-	372,541	1,105,300	1,507,477	635,592
1224	Drug Abuse Prevention and Rehabilitation	-	-	2,094	-	-	-
1225	Pretrial Intervention Prgm Fund	250,000	250,000	171,350	413,550	413,550	210,335
1226	Sheriff Investigations	-	-	19	-	-	-
1227	Sheriff Investigations H.B. 65	-	114,522	163,226	588,000	673,883	357,426
1228	Sheriff Federal Sharing - U.S. Treasury	-	10,000	27,028	368,568	455,168	167,548
1229	Sheriff Federal Sharing - U.S. Dept of Justice	-	-	355,970	450,000	457,291	108,094
1230	Constable Pct. 3 Investigations H.B. 65	-	63,663	63,682	-	-	-
1231	Constable Pct. 4 Investigations H.B. 65	-	-	20,661	-	1,898	265
1232	Constable Pct. 5 Investigations H.B. 65	-	-	-	-	-	-
1233	Constable Pct. 1 Investigations H.B. 65	-	-	1	-	-	-
1234	County Child Abuse Prevention	5,000	5,000	1,950	-	-	-
1235	District Clerk Records Management & Preservation	60,000	60,000	39,187	80,000	80,000	-
1236	District Clerk Title IV-D	2,000	2,000	737	-	-	-
1237	County Clerk Records Management & Preservation	1,000,000	1,000,000	549,833	576,965	728,407	176,436
1238	County Records Management & Preservation	355,000	355,000	189,532	408,009	408,009	197,885
1239	Court Reporter Service	175,000	175,000	101,360	225,000	225,000	92,174
1240	Juvenile Delinquency Prevention	-	-	278	-	-	-
1241	Courthouse Security	926,584	928,384	825,288	926,584	928,600	474,986
1242	Justice Court Technology	125,000	125,000	99,882	-	611,973	89,473
1243	Contributions	40,000	40,000	19,840	45,000	45,000	11,359
1245	Justice Court Building Security	29,000	29,000	23,683	-	30,566	-
1246	Tax Assessor-Collector Special Vehicle Inventory	-	-	76,889	-	81,741	17,348
1247	Law Library	394,000	394,000	244,639	465,405	473,608	176,994
1249	County Indigent Health Care	-	-	-	-	-	-
1250	Supplemental Court Guardianship	13,000	13,000	7,602	-	50,000	9,169
1251	HIDTA Chapter 59	-	-	1,251,897	301,573	1,129,758	973,120
1252	HIDTA US Treasury	-	-	7,515	455,000	484,974	95,475
1253	HIDTA Other States	-	-	538	163,580	163,580	85,336
1254	HIDTA US Justice	-	-	2,718	134,123	134,536	50,383
1255	Co & District Court Technology	17,000	17,000	10,083	-	-	-
1256	DA US Department of Justice	-	-	8,101	20,500	35,646	12,025
1257	Constable Pct. 3 Treasury	-	10,000	10,010	-	12,414	12,414
1258	Local Provider Participation Fund	-	-	2,403,088	-	23,466,034	23,466,034
1259	Constable Pct.4 Federal Sharing - Treasury	-	-	26,163	-	-	-
1260	Constable Pct.2 Chapter 59	-	-	3	-	-	-
1261	Constable Pct.4 Federal Sharing - DOJ	-	-	12	-	-	-
1280	Designated Purpose Grants - Level 0	-	10,747,739	1,188	-	10,747,739	-
1281	Designated Purpose Grants - Level 1	-	767,244	304,991	-	767,244	366,064
1282	Designated Purpose Grants - Level 2	-	21,566	21,566	-	21,566	21,566
1283	Designated Purpose Grants - Level 3	-	1,103,455	270,279	-	1,103,455	268,768
1284	Designated Purpose Grants - Level 4	-	3,632,570	3,295,032	-	3,632,570	3,261,236
1285	Designated Purpose Grants - Level 5	88,537	678,518	162,102	-	552,307	245,451
1286	Designated Purpose Grants - Level 6	2,516	2,516	-	-	-	-
1287	Designated Purpose Grants - Level 7	-	1,009,205	-	-	1,009,205	-
1289	Designated Purpose Grants - Level 9	-	716,716	413,822	-	716,716	446,181
1291	HIDTA Grants	-	906,386	278,705	-	906,386	322,810
1292	WIC Grants	-	8,983,042	5,187,786	-	8,983,042	6,086,281
1293	Health Department Grants	311,543	4,037,211	1,918,630	-	3,963,545	2,051,165
1294	Juvenile Probation Department Grants	-	2,519,900	1,105,189	-	2,535,640	1,466,601
1295	Post Adjudication Juvenile Boot Camp	1,519,916	1,519,916	968,874	915,852	2,435,768	1,132,914
1296	Juvenile Probation Title IV-E	-	398,071	193,754	-	398,071	193,311
1297	Adult Probation Grants	-	10,789,577	7,757,500	-	10,789,577	6,702,063
	Total Special Revenue Funds	23,265,665	69,933,849	39,206,823	26,304,591	108,739,144	61,828,440
Capital Projects Funds							
1301	Capital Outlay	-	62,833	-	-	34,823	-
1302	Tax Notes, Series 2007	-	-	-	-	505,629	-
1303	Sale of Capital Assets	-	-	1,117	-	1,153,610	115,347
1304	Tax Notes, Series 2014	-	-	104	-	1,049,990	959,550

County of Hidalgo, Texas
 Summary of Revenues and Expenditures - Budget to Actual
 By Fund
 For the Seventh Month Ended July 31, 2016

Fund	Description	Revenues			Expenditures		
		Original Budget	Adjusted Budget	Year-to-Date Actual	Original Budget	Adjusted Budget	Year-to-Date Actual
1305	Road District No. 5	-	-	-	-	-	-
1311	Border Colonia Access Program Round II	-	-	-	-	-	-
1312	Border Colonia Access Program Round III	-	3,596,466	1,127,672	-	3,596,466	1,127,672
1315	Texas Department of Transportation Projects	-	8,690,850	91,051	-	5,844,301	1,135,248
1328	Certificates of Obligation, Series 1998	-	-	-	-	-	-
1330	Certificates of Obligation, Series 2000	-	-	-	-	-	-
1331	Certificates of Obligation, Series 2001	-	-	-	-	31,922	-
1332	Certificates of Obligation, Series 2002	-	-	-	-	-	-
1334	Certificates of Obligation, Series 2004	-	-	-	-	-	-
1336	Certificates of Obligation, Series 2006	-	-	-	-	-	-
1339	Certificates of Obligation, Series 2009	-	-	-	-	-	-
1341	Certificates of Obligation, Series 2009B&C	-	-	-	-	688,870	502,137
1342	Certificates of Obligation, Series 2010A&B	-	-	-	-	783,732	55,550
1345	Certificates of Obligation, Series 2014	-	-	19,893	-	9,632,049	2,782,672
1347	Certificates of Obligation, Series 2015A	-	-	41,793	-	15,315,496	3,188,547
1350	Certificates of Obligation, Series 2016	-	-	40,376,320	-	39,959,000	417,320
	Total Capital Projects Funds	-	12,350,150	41,657,950	-	78,595,888	10,284,045
Debt Service Funds							
1401	Notes Payable	1,445,825	1,445,825	1,316,482	1,366,319	1,366,319	112,000
1430	Certificates of Obligation, Series 2000	-	-	-	-	-	-
1431	Certificates of Obligation, Series 2001	-	-	-	-	-	-
1432	Certificates of Obligation, Series 2002	-	-	-	-	-	-
1434	Certificates of Obligation, Series 2004	-	-	-	-	-	-
1435	Refunding Bonds, Series 2005	-	-	341	-	-	-
1436	Certificates of Obligation, Series 2006	1,219,589	1,219,589	987,827	2,054,250	2,054,250	48,875
1437	Refunding Bonds, Series 2006	-	-	-	-	-	-
1438	Refunding Bonds, Series 2007	714,799	714,799	608,414	1,317,100	1,317,100	25,300
1439	Certificates of Obligation, Series 2009	799,690	799,690	667,861	1,261,494	1,261,494	63,247
1440	Refunding Bonds, Series 2009	301,008	301,008	251,070	343,725	343,725	16,863
1441	Certificates of Obligation, Series 2009B&C	807,581	807,581	781,950	1,014,736	1,014,736	241,618
1442	Certificates of Obligation, Series 2010A&B	1,914,614	1,914,614	1,855,233	2,380,364	2,380,364	610,932
1443	Refunding Bonds, Series 2014A	1,275,480	1,275,480	1,042,583	1,418,350	1,418,350	41,425
1444	Refunding Bonds, Series 2014B	5,787,290	5,787,290	5,092,965	6,095,594	6,095,594	315,047
1445	Certificates of Obligation, Series 2014	1,354,489	1,354,489	1,234,562	900,794	900,794	450,397
1446	Refunding Bonds, Series 2014C	1,678,388	1,678,388	1,529,780	1,122,250	1,122,250	561,125
1447	Certificates of Obligation, Series 2015A	1,030,589	1,030,589	939,516	656,217	656,217	216,117
1448	Refunding Bonds, Series 2015B	1,001,144	1,001,144	912,621	633,391	633,391	248,050
1449	Refunding Bonds, Taxable Series 2015C	1,531,161	1,531,161	1,395,963	1,144,764	1,144,764	243,044
	Total Debt Service Funds	20,861,647	20,861,647	18,617,166	21,709,348	21,709,348	3,194,039
Enterprise Funds							
2101	Sanitary Landfill	-	-	-	-	-	-
2102	Jail Commissary	-	-	468,251	481,839	481,839	254,555
	Total Enterprise Funds	-	-	468,251	481,839	481,839	254,555
Internal Service Funds							
2201	Health Benefits Self-Insurance	26,945,887	26,945,887	15,716,173	26,945,887	26,956,818	15,804,809
2202	Workers' Compensation Self-Insurance	2,117,879	2,117,879	1,263,331	2,117,879	2,121,707	891,751
	Total Internal Service Funds	29,063,766	29,063,766	16,979,505	29,063,766	29,078,524	16,696,560
Private-Purpose Trust Funds							
3301	Unclaimed Money Fund	-	-	-	-	-	-
3302	County Clerk Unclaimed Money Fund	-	-	-	-	-	-
	Total Private-Purpose Trust Funds	-	-	-	-	-	-
	Grand Total for Primary Government	257,797,440	316,830,896	275,256,007	266,896,263	437,310,286	189,637,927

This statement was prepared primarily on the cash basis of accounting.

Statement of Revenues, Expenditures and Changes in Fund Balance - Budget to Actual
General Fund
For the Seventh Month Ended July 31, 2016

	Original Budget	Adjusted Budget	Current Revenues/ Expenditures	Year-to-Date Revenues/ Expenditures	Encumbrances	Balance
Revenues						
Taxes	158,044,576	158,044,576	(95,813)	138,673,734		19,370,842
Licenses and permits	1,008,000	1,008,000	133,254	927,683		80,317
Intergovernmental revenues	9,178,000	9,178,000	5,955,396	8,052,732		1,125,268
Charges for services	14,975,179	14,975,179	3,156,789	9,353,587		5,621,592
Fines & forfeitures	395,000	395,000	62,596	181,672		213,328
Interest earnings	302,500	302,500	66,439	151,004		151,496
Miscellaneous	703,107	718,229	168,087	985,900		(267,671)
Total revenues	184,606,362	184,621,485	9,446,746	158,326,312		26,295,172
Expenditures						
General government						
Judicial	33,735,826	34,848,975	2,565,828	18,125,152	499,978	16,223,845
Executive	3,222,527	3,075,535	221,173	1,554,630	151,706	1,369,199
Elections	2,843,499	2,917,917	171,863	1,473,884	95,903	1,348,130
Financial administration	27,480,875	26,501,388	2,207,169	12,755,165	582,218	13,164,005
Other	10,828,093	14,774,359	2,806,287	6,305,060	660,998	7,808,300
Public safety						
Police	33,538,131	33,774,167	2,532,927	16,954,191	1,995,095	14,824,881
Fire	2,065,013	1,860,603	36,586	315,720	33,307	1,511,576
Corrections	38,211,193	38,789,709	2,957,436	19,040,298	1,833,159	17,916,252
Other protection	589,170	630,282	41,413	360,548	32,317	237,417
Highways and Streets	-	9,500	1,573	8,861	-	639
Sanitation	6,221,454	6,331,116	509,190	3,145,007	1,115,033	2,071,076
Health and welfare	15,301,259	16,096,750	580,963	10,660,082	340,584	5,096,084
Culture and recreation	3,776,026	3,870,987	253,343	1,983,627	405,916	1,481,443
Conservation	1,037,790	972,095	72,524	442,608	296,833	232,654
Urban and economic development	660,277	815,928	64,667	425,784	11,138	379,006
Debt Service						
Interest	4,921	4,921	788	3,015	-	1,907
Total expenditures	179,516,054	185,274,232	15,023,732	93,553,632	8,054,185	83,666,414
Excess (deficiency) of revenues over (under) expenditures	5,090,308	(652,747)	(5,576,985)	64,772,680		
Other financing sources (uses):						
Long-term notes issued	-	-	-	-		-
Sale of capital assets	-	-	-	-		-
Transfers in	-	-	-	-		-
Transfers out	(9,820,665)	(13,431,311)	(185,837)	(3,826,656)		(9,604,655)
Total other financing sources (uses)	(9,820,665)	(13,431,311)	(185,837)	(3,826,656)		(9,604,655)
Excess (deficiency) of revenues and other financing sources over (under) expenditures and other financing uses	(4,730,357)	(14,084,058)		60,946,024		
Unassigned fund balance						
at January 1, 2016	31,156,877	31,156,877		31,156,877		
Prior period adjustments		-		-		
Unreserved (reserved) fund balance	-	8,933,388		8,933,388		
Unassigned fund balance month ended July 31, 2016	26,426,520	26,006,207		101,036,289		

This statement was prepared primarily on the cash basis of accounting.

County of Hidalgo, Texas
 Budget Status by Department
 General Fund
 For the Seventh Month Ended July 31, 2016

Expenditures and Other Financing Uses	Original Budget	Adjusted Budget	Current Expenditures	Year-to-Date Expenditures	Encumbrances	Balance
General government						
Judicial						
92nd District Court	418,454	418,454	31,440	206,004	7,429	205,021
93rd District Court	418,454	418,454	30,130	205,930	5,766	206,758
139th District Court	418,454	418,454	30,071	204,575	2,848	211,031
206th District Court	457,033	457,033	32,940	229,298	3,142	224,592
275th District Court	418,454	418,454	31,854	215,797	4,897	197,760
332nd District Court	418,454	418,454	30,720	209,762	4,191	204,501
370th District Court	418,454	418,454	31,376	215,979	6,101	196,373
389th District Court	418,454	418,454	32,022	181,482	5,399	231,572
398th District Court	418,454	418,454	31,226	215,387	4,901	198,166
430th District Court	418,454	497,769	38,902	262,964	32,108	202,697
449th District Court	418,454	418,454	30,151	209,215	4,808	204,431
Indigent Defense	-	-	-	-	-	-
County Court At Law 1	547,899	566,900	43,376	304,772	15,142	246,986
County Court At Law 2	542,668	542,668	37,061	277,353	1,324	263,991
Probate Court	647,465	647,465	50,924	342,153	1,045	304,267
County Court At Law 4	544,323	544,323	43,150	299,724	722	243,877
County Court At Law 5	542,668	542,668	41,964	291,486	1,232	249,950
County Court At Law 6	542,668	542,668	36,787	286,758	2,576	253,334
County Court At Law 7	542,668	542,668	41,336	285,911	5,399	251,358
County Court At Law 8	542,668	542,668	35,881	267,404	4,351	270,913
Master Court 1	131,589	132,303	9,967	67,969	1,360	62,975
Master Court 2	130,047	127,231	9,865	62,066	1,160	64,005
Court of Civil Appeals	2,964	3,682	22	1,510	1,594	578
Auxiliary Court	367,102	342,174	35,667	196,943	2,122	143,110
Juvenile Justice Court	-	-	-	-	-	-
Child Protective Court	80,725	80,725	4,510	30,157	1,247	49,321
Justice of the Peace 1-1	411,742	409,435	32,098	212,536	4,135	192,764
Justice of the Peace 1-2	409,126	409,704	31,887	220,894	3,144	185,666
Justice of the Peace 2-1	406,298	391,663	30,109	202,377	1,961	187,325
Justice of the Peace 2-2	408,739	407,313	29,635	210,025	3,328	193,961
Justice of the Peace 3-1	398,562	362,068	27,966	184,966	3,297	173,804
Justice of the Peace 3-2	412,809	406,847	35,424	212,737	3,883	190,228
Justice of the Peace 4-1	432,889	429,406	33,359	228,343	1,904	199,158
Justice of the Peace 4-2	481,413	477,491	37,480	257,470	3,433	216,589
Justice of the Peace 5-1	-	-	-	-	-	-
Indigent Defense	437,964	431,766	32,375	224,386	2,247	205,133
Criminal District Attorney	8,322,586	8,722,894	624,317	4,733,141	150,347	3,839,405
District Clerk	3,576,773	3,762,106	246,911	1,757,443	99,686	1,904,976
Budget and Management Commissioner, Precinct 2	7,032,016	7,161,936	521,904	3,865,017	-	3,296,920
Public Defense	1,154,501	1,279,643	95,999	626,527	11,317	641,799
Executive Office	43,381	43,381	-	-	-	43,381
Tax Assessor-Collector	-	-	-	-	-	-
Information Technology	-	274,289	45,022	118,692	90,429	65,167
Total Judicial	33,735,826	34,848,975	2,565,828	18,125,152	499,978	16,223,845
Executive						
County Judge	1,559,920	1,402,264	99,620	683,362	11,286	707,616
Budget and Management Executive Office	-	-	-	-	-	-
Total Executive	1,662,607	1,673,271	121,553	871,268	140,419	661,583
3,222,527	3,075,535	221,173	1,554,630	151,706	1,369,199	
Elections						
Elections Department	2,843,499	2,917,917	171,863	1,473,884	95,903	1,348,130
Total Elections	2,843,499	2,917,917	171,863	1,473,884	95,903	1,348,130
Financial Administration						
Appraisal fees	1,870,886	1,898,263	474,566	1,423,697	-	474,566
County Wide Admin	1,545,008	1,478,598	62,025	165,346	61,318	1,251,934
Budget and Management Commissioner, Precinct 2	1,335,669	1,184,707	96,283	587,974	7,257	589,475
Executive Office	1,518,532	1,124,448	91,018	444,830	75,441	604,176
Tax Assessor-Collector	7,743,691	7,568,678	573,887	3,905,775	173,044	3,489,859
County Treasurer	949,569	980,703	72,333	472,939	12,028	495,737
Purchasing Agent	1,847,553	1,690,598	115,296	861,482	38,479	790,637
County Auditor	2,960,261	3,026,065	233,621	1,542,687	28,363	1,455,015

County of Hidalgo, Texas
 Budget Status by Department
 General Fund
 For the Seventh Month Ended July 31, 2016

	Original Budget	Adjusted Budget	Current Expenditures	Year-to-Date Expenditures	Encumbrances	Balance
County Clerk	4,168,665	4,087,290	286,552	1,897,034	41,163	2,149,094
Human Resources/Civil Service	715,975	725,798	53,727	361,779	18,049	345,970
IT Department	2,825,066	2,736,241	147,861	1,091,623	127,075	1,517,543
Total Financial Administration	27,480,875	26,501,388	2,207,169	12,755,165	582,218	13,164,005
Other						
Commissioner, Precinct 4	-	232,284	11,061	45,384	132,851	54,049
Executive Office	3,696,727	7,543,425	2,256,133	2,801,899	51,766	4,689,760
Planning Department	1,164,963	1,113,479	80,730	570,362	18,138	524,980
Facilities Management Department	5,966,403	5,885,170	458,363	2,887,415	458,243	2,539,512
Total Other	10,828,093	14,774,359	2,806,287	6,305,060	660,998	7,808,300
Public safety						
Police						
Criminal District Attorney	880,743	874,555	33,837	381,605	409,230	83,720
Commissioner, Precinct 3	-	-	-	-	-	-
Budget and Management	59,000	59,000	11,667	35,000	17,500	6,500
Executive Office	204,224	196,760	15,374	93,617	380	102,763
Sheriff	27,434,975	27,621,048	2,078,440	13,939,504	1,325,123	12,356,421
Constables						
Constable, Precinct 1	1,217,926	1,243,416	103,743	626,909	46,907	569,599
Constable, Precinct 2	1,042,319	1,074,612	81,797	546,108	59,377	469,127
Constable, Precinct 3	1,339,504	1,333,713	102,905	655,265	59,051	619,398
Constable, Precinct 4	1,359,440	1,371,063	105,164	676,183	77,527	617,353
Constable, Precinct 5	-	-	-	-	-	-
Total Police	33,538,131	33,774,167	2,532,927	16,954,191	1,995,095	14,824,881
Fire						
Emergency Services	2,065,013	1,860,603	36,586	315,720	33,307	1,511,576
Total Fire	2,065,013	1,860,603	36,586	315,720	33,307	1,511,576
Corrections						
Sheriff	26,844,486	26,562,228	1,758,904	12,920,572	945,316	12,696,340
Adult Probation	500,665	503,029	43,259	252,703	21,575	228,751
Juvenile Probation	10,866,042	11,724,452	1,155,272	5,867,023	866,268	4,991,161
Juvenile CBG	-	-	-	-	-	-
Total Corrections	38,211,193	38,789,709	2,957,436	19,040,298	1,833,159	17,916,252
Other Protection						
County Judge	534,719	537,575	33,731	311,853	22,000	203,721
Budget and Management	-	2,604	-	2,604	558	(558)
Executive Office	54,451	90,103	7,682	46,091	9,760	34,253
Emergency Services	-	-	-	-	-	-
Total Other Protection	589,170	630,282	41,413	360,548	32,317	237,417
Highways and Streets						
Budget and Management	-	9,500	1,573	8,861	-	639
Total Highways and Streets	-	9,500	1,573	8,861	-	639
Sanitation						
Commissioner, Precinct 1	1,742,373	1,846,405	176,507	945,079	330,664	570,662
Commissioner, Precinct 2	931,578	890,116	45,294	336,982	202,075	351,058
Commissioner, Precinct 3	2,375,227	2,490,422	214,674	1,296,769	345,266	848,387
Commissioner, Precinct 4	1,172,276	1,104,174	72,714	566,178	237,028	300,969
Total Sanitation	6,221,454	6,331,116	509,190	3,145,007	1,115,033	2,071,076
Health and Welfare						
Budget and Management	50,000	50,000	-	-	-	50,000
Commissioner, Precinct 2	-	-	-	-	-	-
Executive Office	1,056,606	1,145,473	1,488	1,077,585	-	67,888
Human Services	7,011,806	8,188,033	108,486	6,293,425	124,981	1,769,628
Health Department	6,767,694	6,289,310	439,922	3,075,188	212,612	3,001,510
WIC	1,707	1,707	84	1,169	-	538
Child Welfare	122,444	122,748	9,414	64,795	-	57,953
Veterans Services	291,002	299,478	21,568	147,921	2,991	148,566
Total Health and Welfare	15,301,259	16,096,750	580,963	10,660,082	340,584	5,096,084

County of Hidalgo, Texas
 Budget Status by Department
 General Fund
 For the Seventh Month Ended July 31, 2016

	Original Budget	Adjusted Budget	Current Expenditures	Year-to-Date Expenditures	Encumbrances	Balance
Culture and Recreation						
Commissioner, Precinct 1	933,456	936,960	70,860	467,724	59,309	409,928
Commissioner, Precinct 2	701,949	822,342	62,812	370,900	102,509	348,933
Commissioner, Precinct 3	739,848	719,849	52,460	313,363	47,240	359,246
Commissioner, Precinct 4	683,275	584,338	35,544	272,836	38,525	272,977
Executive Office	717,498	807,498	31,667	558,805	158,333	90,360
Total Culture and Recreation	3,776,026	3,870,987	253,343	1,983,627	405,916	1,481,443
Conservation						
Executive Office	563,368	563,368	46,994	281,788	281,328	252
Texas Cooperative Extension	474,422	408,727	25,530	160,820	15,505	232,402
Total Conservation	1,037,790	972,095	72,524	442,608	296,833	232,654
Urban and Economic Development						
County Judge	-	170,833	16,327	99,458	1,161	70,214
Budget and Management	-	-	-	-	-	-
Commissioner, Precinct 1	105,788	105,818	8,171	54,684	141	50,993
Commissioner, Precinct 2	388,609	363,695	25,843	186,107	6,712	170,876
Commissioner, Precinct 4	59,736	69,438	6,110	28,326	3,123	37,989
Urban County	106,144	106,144	8,216	57,210	-	48,934
Total Urban and Economic Development	660,277	815,928	64,667	425,784	11,138	379,006
Debt Service						
Interest	4,921	4,921	788	3,015	-	1,907
Total Debt Service	4,921	4,921	788	3,015	-	1,907
Other Financing Uses						
Interfund Transfers	9,820,665	13,431,311	185,837	3,826,656	-	9,604,655
Total Other Financing Uses	9,820,665	13,431,311	185,837	3,826,656	-	9,604,655
Total Expenditures and Other Financing Uses	189,336,719	198,705,542	15,209,569	97,380,288	8,054,185	93,271,069

This statement was prepared primarily on the cash basis of accounting.

County of Hidalgo, Texas
 Budget Status by Project
 Fund 1301 - Capital Outlay Fund
 Project Inception to July 31, 2016

Expenditures and Other Financing Uses	Original Budget	Adjusted Budget	Expenditures			Total	Encumbrances	Balance
			Current Month	Current Year	Prior Years			
General government								
Bennett Building	-	429,778	-	-	429,778	429,778	-	-
Horizon Building	-	244,809	-	-	244,809	244,809	-	-
Election Warehouse-317 N Closner-building renovation	-	482,533	-	-	482,533	482,533	-	-
K - Mart Property	2,756,150	5,888,557	-	-	5,888,557	5,888,557	-	-
Pct. 4-New Admin Building	-	983,812	-	-	983,812	983,812	-	-
Pct. 4-Linn San manuel Emergency Facility	-	1,526,425	-	-	1,491,602	1,491,602	23,990	10,833
K - Mart Property - Additional Office	-	-	-	-	-	-	-	-
Public safety								
USDA 2008 Loan-Sheriff Vehicles	-	224,650	-	-	224,650	224,650	-	-
Pct. 3 Sheriff's Substation	-	-	-	-	-	-	-	-
New Adult Probation Building	-	3,520,216	-	-	3,520,216	3,520,216	-	-
Issuance costs - K - Mart Property	43,850	43,850	-	-	43,850	43,850	-	-
Issuance costs - USDA 2008 Loan	-	1,150	-	-	1,150	1,150	-	-
Transfer Out - General Fund	-	620,888	-	-	620,888	620,888	-	-
Transfer Out - R&B County Wide	-	19,390	-	-	19,390	19,390	-	-
Total F1301 - Capital Outlay Fund	2,800,000	13,986,059	-	-	13,951,236	13,951,236	23,990	10,833

County of Hidalgo, Texas
 Budget Status by Project
 Fund 1302 - Tax Notes, Series 2007
 Project Inception to July 31, 2016

Expenditures and Other Financing Uses	Original Budget	Adjusted Budget	Expenditures			Total	Encumbrances	Balance
			Current Month	Current Year	Prior Years			
General government								
Common Integrated Justice System - software	1,171,500	3,563,125	-	-	3,057,496	3,057,496	505,623	6
County Judges Office & Commissioners Courtroom	2,000,000	93,856	-	-	93,856	93,856	-	-
Tax Office - vehicles	-	22,471	-	-	22,471	22,471	-	-
Purchasing - vehicles	-	40,261	-	-	40,261	40,261	-	-
Election - vehicles	31,000	22,248	-	-	22,248	22,248	-	-
Planning - vehicles	-	38,359	-	-	38,359	38,359	-	-
Admin Security - vehicles	31,000	26,992	-	-	26,992	26,992	-	-
Facilities Management - vehicles	62,000	79,565	-	-	79,565	79,565	-	-
Public safety								
Sheriff - vehicles	1,855,196	1,921,034	-	-	1,921,034	1,921,034	-	-
Sheriff Replacement - vehicles	3,007,000	3,004,759	-	-	3,004,759	3,004,759	-	-
Constable Pct. 1 - vehicles	-	123,920	-	-	123,920	123,920	-	-
Constable Pct. 3 - vehicles	31,000	203,522	-	-	203,522	203,522	-	-
Constable Pct. 4 - vehicles	-	81,992	-	-	81,992	81,992	-	-
Constable Pct. 5 - vehicles	-	172,977	-	-	172,977	172,977	-	-
Sheriff Substation Pct. 1 - land	245,935	246,168	-	-	246,168	246,168	-	-
Sheriff Substation Pct. 3 - land	557,917	562,042	-	-	562,042	562,042	-	-
Highway and streets								
Pct. 1 - vehicles	-	201,952	-	-	201,952	201,952	-	-
Pct. 2 - vehicles	-	197,654	-	-	197,654	197,654	-	-
Pct. 3 - vehicles	-	207,206	-	-	207,206	207,206	-	-
Pct. 4 - vehicles	-	203,119	-	-	203,119	203,119	-	-
Sanitation								
Pct. 2 Sanitation - vehicles	-	93,845	-	-	93,845	93,845	-	-
Health and welfare								
Health Dept - vehicles	62,000	60,738	-	-	60,738	60,738	-	-
Culture - recreation								
Pct. 3 Meeting Hall & Pavilion	700,000	1,000,000	-	-	1,000,000	1,000,000	-	-
Conservation of natural resources								
Texas Agrilife Extension - Vehicles	-	15,395	-	-	15,395	15,395	-	1
Urban and economic development								
Pct. 2 CRC - S. Tower Road	803,000	1,303,934	-	-	1,303,934	1,303,934	-	-
Issuance costs	90,000	90,000	-	-	90,000	90,000	-	-
Total F1302 - Tax Notes, 2007	10,647,548	13,577,135	-	-	13,071,506	13,071,506	505,623	7

County of Hidalgo, Texas
 Budget Status by Project
 Fund 1303 - Sale of Capital Assets funded by Certificates of Obligation
 Project Inception to July 31, 2016

Expenditures and Other Financing Uses	Original Budget	Adjusted Budget	Expenditures			Total	Encumbrances	Balance
			Current Month	Current Year	Prior Years			
General Government								
SOA1342-Pct. 4 San Carlos CRC Sunflower / SH 107 - buildings	1,211,000	1,225,963	-	-	1,216,593	1,216,593	9,371	-
SOA1342-Pct. 4 Restitution Center - 1124 M. Road- bldg add & renov	338,950	381,564	-	-	381,564	381,564	-	-
Highways and streets								
SOA1341-Pct. 1 Heavy Equipment	1,455,877	1,410,136	-	-	1,410,136	1,410,136	-	-
SOA1341-Pct. 1 Colonia Adams & Black	180,000	74,079	-	-	74,079	74,079	-	-
SOA1341-Pct. 1 Mile 16 N (Fannin to Mile 4 W)	215,000	164,244	-	-	140,811	140,811	23,433	-
SOA1341-Pct. 1 Mile 10 N (La Blanca to FM 493)	220,000	73,156	-	-	68,561	68,561	4,595	-
SOA1341-Pct. 1 Mile 12½ N (FM 88 to FM 493)	880,000	9,798	-	-	9,695	9,695	103	-
SOA1341-Pct. 1 Mile 9 N (Mile 5½ W to Mile 6 W)	-	462,813	-	-	462,813	462,813	-	-
SOA1341-Pct. 1 Mile 12½ N (FM 1015 to Mile 2 W)	-	118,095	63,132	81,952	6,208	88,160	29,650	284
SOA1341-Pct. 1 Mile 3½ W (Mile 5 N to Mile 6 N)	-	164,251	-	2,233	143,969	146,201	18,050	-
SOA1339-Pct. 1 Sioux (Tower to Val Verde)	-	399,891	-	-	395,460	395,460	4,432	-
SOA1341-Pct. 1 Sioux (Tower to Val Verde)	-	41,674	-	-	36,581	36,581	-	5,093
SOA1341-Pct. 1 Mile 4 W (Mile 15 N to Mile 16 N)	-	12,073	-	-	5,712	5,712	6,361	-
SOA1341-Pct. 1 Los Cielos Subd Mile 12 N	-	71,100	-	-	28,586	28,586	42,514	1
SOA1341-Pct. 1 Old La Blanca (Mile 9 N to Mile 10 N)	-	6,773	-	-	6,773	6,773	-	-
SOA1341-Pct. 1 Goolie Rd (Mile 9 - Minnesota) - roads	-	218,505	-	-	-	-	218,505	-
SOA1341-Pct. 1 Mile 12 ½ N (Westgate - 819 FT) - roads	-	43,185	-	-	-	-	43,185	-
SOA1339-Pct. 2 Tower Road (Moore to Bali)	-	-	-	-	-	-	-	-
SOA1342-Pct. 2 Equipment & Maintenance Facility	470,946	681,973	-	-	681,973	681,973	-	-
SOA1339-Pct. 2 Taylor Road - aid	-	637,898	-	-	419,295	419,295	-	218,603
SOA1341-Pct. 2 Owassa Road (Raul Longoria to Alamo)	-	86,138	-	-	86,138	86,138	-	-
SOA1339-Pct. 2 Owassa Road (Raul Longoria to Alamo)	-	11,362	-	11,362	-	11,362	-	-
SOA1341-Pct. 3 Mile 3 N (FM 492 to FM 2221)	872,800	872,800	-	2,700	851,300	854,000	18,800	-
SOA1339-Pct. 3 Liberty Road (US 83 to FM 2221)	1,341,800	1,348,438	-	17,100	1,273,654	1,290,754	51,046	6,638
SOA1341-Pct. 3 FM 494 - Shary (FM 1924 to SH 107)	728,425	728,425	-	-	720,625	720,625	7,800	-
SOA1341-Pct. 4 10th Street (SH 107 to FM 1925) - land	-	46,242	-	-	46,242	46,242	-	-
SOA1341-Pct. 4 FM 1925 (Kenyon-FM 907)	-	32,963	-	-	22,927	22,927	10,036	-
SOA1339-Pct. 4 FM 1925 (FM 907 to E. of SH 68)	549,575	549,575	-	-	473,880	473,880	75,695	-
SOA1341-Pct. 4 Tex - Mex (Tower to 83rd St)	139,596	89,266	-	-	87,254	87,254	2,012	-
SOA1341-Pct. 4 Trenton (Raul Longoria to N "I" RD)	81,415	52,201	-	-	50,189	50,189	2,012	-
SOA1341-Pct. 4 Wisconsin (FM 907 to Cesar Chavez)	81,415	49,304	-	-	49,304	49,304	-	-
SOA1341-Pct. 4 Curry Road (Tower to Val Verde)	209,425	134,130	-	-	132,117	132,117	2,012	-
SOA1339-Pct. 4 Roosevelt (0.4M West Val Verde)	-	-	-	-	-	-	-	-
SOA1341-Pct. 4 Mon Mack (0.4M North Mile 11 N)	-	25,000	-	-	22,500	22,500	2,500	-
SOA1341-Pct. 4 Curry Estates	-	165,717	-	-	165,717	165,717	-	-
SOA1339-Pct. 4 Alberta (FM 907 to Rual Longoria) - roads	-	162,387	-	-	162,387	162,387	-	-
SOA1341-Pct. 4 Alberta (FM 907 to Rual Longoria) - drainage	-	5,168	-	-	-	-	-	5,168
SOA1341-Pct. 4 Canton (Val Verde to Tower)	-	120,369	-	-	120,369	120,369	-	-
SOA1342-Pct. 4 Mile 22½ N (0.3M East to Carmen Avila)	-	-	-	-	-	-	-	-
SOA1341-Pct. 4 Curry Road (Tower to Alamo)	-	73,834	-	-	73,834	73,834	-	-
Culture - recreation								
SOA1339-Pct. 2 Lopezville Park	-	33,859	-	-	980	980	31,384	1,495
Transfers Out - Capital Outlay								
Transfers Out - TXDOT	87,803	550,374	-	-	511,342	511,342	-	39,032
Total F1303 - Sale of Capital Assets funded by C.O.								
	10,780,085	13,319,738	63,132	115,347	12,166,128	12,281,475	603,496	434,767

By Departments	Original Budget	Adjusted Budget	Expenditures			Total	Encumbrances	Balance
			Current Month	Current Year	Prior Years			
SOA1341-Pct. 1 Heavy Equipment	1,455,877	1,410,136	-	-	1,410,136	1,410,136	-	-
SOA1341-Pct. 1 Colonia Adams & Black	180,000	74,079	-	-	74,079	74,079	-	-
SOA1341-Pct. 1 Mile 16 N (Fannin to Mile 4 W)	215,000	164,244	-	-	140,811	140,811	23,433	-
SOA1341-Pct. 1 Mile 10 N (La Blanca to FM 493)	220,000	73,156	-	-	68,561	68,561	4,595	-
SOA1341-Pct. 1 Mile 12½ N (FM 88 to FM 493)	880,000	9,798	-	-	9,695	9,695	103	-
SOA1341-Pct. 1 Mile 9 N (Mile 5½ W to Mile 6 W)	-	462,813	-	-	462,813	462,813	-	-
SOA1341-Pct. 1 Mile 12½ N (FM 1015 to Mile 2 W)	-	118,095	63,132	81,952	6,208	88,160	29,650	284
SOA1341-Pct. 1 Mile 3½ W (Mile 5 N to Mile 6 N)	-	164,251	-	2,233	143,969	146,201	18,050	-
SOA1339-Pct. 1 Sioux (Tower to Val Verde)	-	399,891	-	-	395,460	395,460	4,432	-
SOA1341-Pct. 1 Sioux (Tower to Val Verde)	-	41,674	-	-	36,581	36,581	-	5,093
SOA1341-Pct. 1 Mile 4 W (Mile 15 N to Mile 16 N)	-	12,073	-	-	5,712	5,712	6,361	-
SOA1341-Pct. 1 Los Cielos Subd Mile 12 N	-	71,100	-	-	28,586	28,586	42,514	1
SOA1341-Pct. 1 Old La Blanca (Mile 9 N to Mile 10 N)	-	6,773	-	-	6,773	6,773	-	-
SOA1341-Pct. 1 Goolie Rd (Mile 9 - Minnesota) - roads	-	218,505	-	-	-	-	218,505	-
SOA1341-Pct. 1 Mile 12 ½ N (Westgate - 819 FT) - roads	-	43,185	-	-	-	-	43,185	-
SOA1341-Pct. 1 TXDOT -US 83 Illumination	-	1,109	-	-	1,109	1,109	-	-
SOA1341-Pct. 1 TXDOT - Mile 2 West (Mile 12 - US 83)	-	4,543	-	-	-	-	-	4,543
SOA1341-Pct. 1 TXDOT - FM493 (US 281 - BUS 83)	-	6,143	-	-	6,143	6,143	-	-
Total Pct. 1	2,950,877	3,281,565	63,132	84,185	2,796,633	2,880,818	390,827	9,921
Total Pct. 2								
SOA1339-Pct. 2 Tower Road (Moore to Bali)	-	-	-	-	-	-	-	-
SOA1342-Pct. 2 Equipment & Maintenance Facility	470,946	681,973	-	-	681,973	681,973	-	-
SOA1339-Pct. 2 TXDOT - Dicker Road (23rd St to Jackson)	81,165	81,165	-	-	81,165	81,165	-	-
SOA1339-Pct. 2 Taylor Road - aid	-	637,898	-	-	419,295	419,295	-	218,603
SOA1341-Pct. 2 Owassa Road (Raul Longoria to Alamo)	-	86,138	-	-	86,138	86,138	-	-
SOA1339-Pct. 2 Owassa Road (Raul Longoria to Alamo)	-	11,362	-	11,362	-	11,362	-	-
SOA1339-Pct. 2 Lopezville Park	-	33,859	-	-	980	980	31,384	1,495
Total Pct. 2	552,111	1,532,395	-	11,362	1,269,551	1,280,913	31,384	220,098
Total Pct. 3								
SOA1341-Pct. 3 Mile 3 N (FM 492 to FM 2221)	872,800	872,800	-	2,700	851,300	854,000	18,800	-
SOA1339-Pct. 3 Liberty Road (US 83 to FM 2221)	1,341,800	1,348,438	-	17,100	1,273,654	1,290,754	51,046	6,638
SOA1341-Pct. 3 FM 494 - Shary (FM 1924 to SH 107)	728,425	728,425	-	-	720,625	720,625	7,800	-
Total Pct. 3	2,943,025	2,949,663	-	19,800	2,845,579	2,865,379	77,646	6,638

County of Hidalgo, Texas
Budget Status by Project
Fund 1303 - Sale of Capital Assets funded by Certificates of Obligation
Project Inception to July 31, 2016

Expenditures and Other Financing Uses	Original Budget	Adjusted Budget	Expenditures			Total	Encumbrances	Balance
			Current Month	Current Year	Prior Years			
SOA1342-Pct. 4 San Carlos CRC Sunflower / SH 107 - buildings	1,211,000	1,225,963	-	-	1,216,593	1,216,593	9,371	-
SOA1342-Pct. 4 Restitution Center - 1124 M. Road- bldg add & renov	338,950	381,564	-	-	381,564	381,564	-	-
SOA1341-Pct. 4 10th Street (SH 107 to FM 1925) - land	-	46,242	-	-	46,242	46,242	-	-
SOA1341-Pct. 4 FM 1925 (Kenyon-FM 907)	-	32,963	-	-	22,927	22,927	10,036	-
SOA1339-Pct. 4 FM 1925 (FM 907 to E. of SH 68)	549,575	549,575	-	-	473,880	473,880	75,695	-
SOA1341-Pct. 4 Tex - Mex (Tower to 83rd St)	139,596	89,266	-	-	87,254	87,254	2,012	-
SOA1341-Pct. 4 Trenton (Raul Longoria to N "I" RD)	81,415	52,201	-	-	50,189	50,189	2,012	-
SOA1341-Pct. 4 Wisconsin (FM 907 to Cesar Chavez)	81,415	49,304	-	-	49,304	49,304	-	-
SOA1341-Pct. 4 Curry (Tower to Val Verde)	209,425	134,130	-	-	132,117	132,117	2,012	-
SOA1339-Pct. 4 Roosevelt (0.4M West Val Verde)	-	-	-	-	-	-	-	-
SOA1341-Pct. 4 Mon Mack (0.4M North Mile 11 N)	-	25,000	-	-	22,500	22,500	2,500	-
SOA1341-Pct. 4 Curry Estates	-	165,717	-	-	165,717	165,717	-	-
SOA1339-Pct. 4 Alberta (FM 907 to Rual Longoria)- roads	-	162,387	-	-	162,387	162,387	-	-
SOA1341-Pct. 4 Alberta (FM 907 to Rual Longoria)- drainage	-	5,168	-	-	-	-	-	5,168
SOA1341-Pct. 4 Canton (Val Verde to Tower)	-	120,369	-	-	120,369	120,369	-	-
SOA1342-Pct. 4 Mile 22½ N (0.3M East to Carmen Avila)	-	-	-	-	-	-	-	-
SOA1341-Pct. 4 Curry Road (Tower to Alamo)	-	73,834	-	-	73,834	73,834	-	-
SOA1342-Pct. 4 Capital Outlay - Linn San Manuel Emergency Facility	87,803	550,374	-	-	511,342	511,342	-	39,032
SOA1339-Pct. 4 TXDOT - Ware Rd (Mile 3N to Mile 5N)	389,100	408,565	-	-	389,100	389,100	-	19,465
SOA1339-Pct. 4 TXDOT - 10th Street (SH 107 to FM 1925)	1,245,792	1,396,592	-	-	1,314,847	1,314,847	-	81,745
SOA1341-Pct. 4 TXDOT - N Alamo Road (FM 1925 to 0.5 mile N)	-	86,900	-	-	34,200	34,200	-	52,700
Total Pct. 4	4,334,072	5,556,115	-	-	5,254,365	5,254,365	103,639	198,110
Total F1303 - Sale of Capital Assets funded by C.O.	10,780,085	13,319,738	63,132	115,347	12,166,128	12,281,475	603,496	434,767

By Funding	Original Budget	Adjusted Budget	Expenditures			Total	Encumbrances	Balance
			Current Month	Current Year	Prior Years			
SOA1339-Pct. 1 Sioux (Tower to Val Verde)	-	399,891	-	-	395,460	395,460	4,432	-
SOA1339-Pct. 2 Tower Road (Moore to Bali)	-	-	-	-	-	-	-	-
SOA1339-Pct. 3 Liberty Road (US 83 to FM 2221)	1,341,800	1,348,438	-	17,100	1,273,654	1,290,754	51,046	6,638
SOA1339-Pct. 4 FM 1925 (FM 907 to E. of SH 68)	549,575	549,575	-	-	473,880	473,880	75,695	-
SOA1339-Pct. 2 TXDOT - Dicker Road (23rd St to Jackson)	81,165	81,165	-	-	81,165	81,165	-	-
SOA1339-Pct. 2 Taylor Road - aid	-	637,898	-	-	419,295	419,295	-	218,603
SOA1339-Pct. 2 Owassa Road (Raul Longoria to Alamo) - roads	-	11,362	-	11,362	-	11,362	-	-
SOA1339-Pct. 2 Lopezville Park	-	33,859	-	-	980	980	31,384	1,495
SOA1339-Pct. 4 TXDOT - Ware Rd (Mile 3N to Mile 5N)	389,100	408,565	-	-	389,100	389,100	-	19,465
SOA1339-Pct. 4 TXDOT - 10th Street (SH 107 to FM 1925)	1,245,792	1,396,592	-	-	1,314,847	1,314,847	-	81,745
SOA1339-Pct. 4 Roosevelt (0.4M West Val Verde)	-	-	-	-	-	-	-	-
SOA1339-Pct. 4 Alberta (FM 907 to Rual Longoria)	-	162,387	-	-	162,387	162,387	-	-
Total SOA 1339	3,607,432	5,029,733	-	28,462	4,510,768	4,539,230	162,557	327,946
SOA1341-Pct. 1 Heavy Equipment	1,455,877	1,410,136	-	-	1,410,136	1,410,136	-	-
SOA1341-Pct. 1 Colonia Adams & Black - roads	180,000	74,079	-	-	74,079	74,079	-	-
SOA1341-Pct. 1 Mile 16 N (Fannin to Mile 4 W)	215,000	164,244	-	-	140,811	140,811	23,433	-
SOA1341-Pct. 1 Mile 10 N (La Blanca to FM 493)	220,000	73,156	-	-	68,561	68,561	4,595	-
SOA1341-Pct. 1 Mile 12½ N (FM 88 to FM 493)	880,000	9,798	-	-	9,695	9,695	103	-
SOA1341-Pct. 1 Mile 9 N (Mile 5½ W to Mile 6 W)	-	462,813	-	-	462,813	462,813	-	-
SOA1341-Pct. 1 Mile 12½ N (FM 1015 to Mile 2 W)	-	118,095	63,132	81,952	6,208	88,160	29,650	284
SOA1341-Pct. 1 Mile 3½ W (Mile 5 N to Mile 6 N)	-	164,251	-	2,233	143,969	146,201	18,050	-
SOA1341-Pct. 1 Sioux (Tower to Val Verde)	-	41,674	-	-	36,581	36,581	-	5,093
SOA1341-Pct. 1 Mile 4 W (Mile 15 N to Mile 16 N)	-	12,073	-	-	5,712	5,712	6,361	-
SOA1341-Pct. 1 Los Cielos Subd Mile 12 N	-	71,100	-	-	28,586	28,586	42,514	1
SOA1341-Pct. 1 Old La Blanca (Mile 9 N to Mile 10 N)	-	6,773	-	-	6,773	6,773	-	-
SOA1341-Pct. 1 Goolie Rd (Mile 9 - Minnesota) - roads	-	218,505	-	-	-	-	218,505	-
SOA1341-Pct. 1 Mile 12 ½ N (Westgate - 819 FT) - roads	-	43,185	-	-	-	-	43,185	-
SOA1341-Pct. 1 TXDOT -US 83 Illumination	-	1,109	-	-	1,109	1,109	-	-
SOA1341-Pct. 1 TXDOT - Mile 2 West (Mile 12 - US 83)	-	4,543	-	-	-	-	-	4,543
SOA1341-Pct. 1 TXDOT - FM493 (US 281 - BUS 83)	-	6,143	-	-	6,143	6,143	-	-
SOA1341-Pct. 2 Owassa Road (Raul Longoria to Alamo)	-	86,138	-	-	86,138	86,138	-	-
SOA1341-Pct. 3 Mile 3 N (FM 492 to FM 2221)	872,800	872,800	-	2,700	851,300	854,000	18,800	-
SOA1341-Pct. 3 FM 494 - Shary (FM 1924 to SH 107)	728,425	728,425	-	-	720,625	720,625	7,800	-
SOA1341-Pct. 4 10th Street (SH 107 to FM 1925) - land	-	46,242	-	-	46,242	46,242	-	-
SOA1341-Pct. 4 FM 1925 (Kenyon-FM 907)	-	32,963	-	-	22,927	22,927	10,036	-
SOA1341-Pct. 4 Tex - Mex (Tower to 83rd St)	139,596	89,266	-	-	87,254	87,254	2,012	-
SOA1341-Pct. 4 Trenton (Raul Longoria to N "I" RD)	81,415	52,201	-	-	50,189	50,189	2,012	-
SOA1341-Pct. 4 Wisconsin (FM 907 to Cesar Chavez)	81,415	49,304	-	-	49,304	49,304	-	-
SOA1341-Pct. 4 Curry (Tower to Val Verde)	209,425	134,130	-	-	132,117	132,117	2,012	-
SOA1341-Pct. 4 Mon Mack (0.4M North Mile 11 N)	-	25,000	-	-	22,500	22,500	2,500	-
SOA1341-Pct. 4 Curry Estates	-	165,717	-	-	165,717	165,717	-	-
SOA1341-Pct. 4 Alberta (FM 907 to Rual Longoria)- drainage	-	5,168	-	-	-	-	-	5,168
SOA1341-Pct. 4 Canton (Val Verde to Tower)	-	120,369	-	-	120,369	120,369	-	-
SOA1341-Pct. 4 Curry Road (Tower to Alamo)	-	73,834	-	-	73,834	73,834	-	-
SOA1341-Pct. 4 TXDOT - N Alamo Road (FM 1925 to 0.5 mile N)	-	86,900	-	-	34,200	34,200	-	52,700
Total SOA 1341	5,063,953	5,450,131	63,132	86,885	4,863,889	4,950,774	431,569	67,789
SOA1342-Pct. 2 Equipment & Maintenance Facility	470,946	681,973	-	-	681,973	681,973	-	-
SOA1342-Pct. 4 San Carlos CRC Sunflower / SH 107 - buildings	1,211,000	1,225,963	-	-	1,216,593	1,216,593	9,371	-
SOA1342-Pct. 4 Restitution Center - 1124 M. Road- bldg add & renov	338,950	381,564	-	-	381,564	381,564	-	-
SOA1342-Pct. 4 Capital Outlay - Linn San Manuel Emergency Facility	87,803	550,374	-	-	511,342	511,342	-	39,032
SOA1342-Pct. 4 Mile 22½ N (0.3M East to Carmen Avila)	-	-	-	-	-	-	-	-
Total SOA 1342	2,108,699	2,839,874	-	-	2,791,472	2,791,472	9,371	39,032
Total F1303 - Sale of Capital Assets funded by C.O.	10,780,085	13,319,738	63,132	115,347	12,166,128	12,281,475	603,496	434,767

County of Hidalgo, Texas
 Budget Status by Project
 Fund 1304 - Tax Notes, Series 2014
 Project Inception to July 31, 2016

Expenditures and Other Financing Uses	Original Budget	Adjusted Budget	Expenditures			Total	Encumbrances	Balance
			Current Month	Current Year	Prior Years			
General Government								
County Judge - Vehicles	30,000	29,401	-	-	29,401	29,401	-	-
Tax Office - Vehicles	35,000	31,695	-	-	31,695	31,695	-	-
Planning - Vehicles	96,000	96,202	-	-	96,202	96,202	-	-
Facilities Management - Vehicles	96,000	96,000	-	-	74,395	74,395	21,605	-
Safety Division - Vehicles	110,270	117,786	24,358	24,358	93,428	117,786	-	-
Public Safety								
Sheriff - Vehicles	4,000,000	4,004,000	-	841,509	3,146,335	3,987,844	99,118	(82,962)
Constable Pct . 1 - Vehicles	250,000	284,745	42,666	66,267	207,315	273,582	11,162	-
Constable Pct . 2 - Vehicles	250,000	240,340	-	-	221,371	221,371	-	18,969
Constable Pct . 3 - Vehicles	250,000	269,878	-	5,141	250,254	255,395	14,483	-
Constable Pct . 4 - Vehicles	250,000	248,107	-	20,648	227,009	247,657	450	-
Fire Marshal - Vehicles	40,000	39,151	-	-	39,151	39,151	-	-
Emergency Management - Vehicles	90,000	70,106	-	-	70,106	70,106	-	-
Highways and streets								
Pct. 1 - Vehicles	100,000	100,000	1,628	1,628	96,901	98,529	1,044	427
Pct. 2 - Vehicles	100,000	93,073	-	-	87,256	87,256	5,817	-
Pct. 3 - Vehicles	100,000	100,728	-	-	100,728	100,728	-	-
Pct. 4 - Vehicles	100,000	93,479	-	-	93,153	93,153	-	326
Health and Welfare								
Health - Vehicles	96,000	78,580	-	-	78,580	78,580	-	-
Conservation of natural resources								
Texas Agrilife Extension - Vehicles	6,730	6,730	-	-	6,730	6,730	-	-
Issuance costs	102,263	102,263	-	-	102,263	102,263	-	-
Total F1304 - Tax Notes, Series 2014	6,102,263	6,102,263	68,652	959,550	5,052,273	6,011,824	153,679	(63,240)

County of Hidalgo, Texas
Budget Status by Project
Fund 1315 - TXDOT Projects
Project Inception to July 31, 2016

Expenditures and Other Financing Uses	Original Budget	Adjusted Budget	Expenditures			Total	Encumbrances	Balance
			Current Month	Current Year	Prior Years			
Highways and streets								
Pct. 1 Mile 2 West (Mile 12 N to SH 107)	-	1,395,352	-	-	1,395,352	1,395,352	-	-
Pct. 1 Mile 12 N Bridge @ North Floodway	-	3,482	-	-	3,482	3,482	-	-
Pct. 1 Traffic Signal CSJ#0255-11-011	-	19,407	-	-	19,407	19,407	-	-
Pct. 1 US 83 Illumination-aid to other govt	-	254,706	1,696	6,757	227,166	233,923	-	20,784
Pct. 1 FM 1015 (Mile 9 N to Mile 12 N) - aid to other govt	-	1,747,085	-	-	1,747,085	1,747,085	-	-
Pct. 1 FM 88 (Mile 12 N to FM 1925) - aid to other govt	-	2,261,187	-	-	2,261,187	2,261,187	-	-
Pct. 1 Mile 6 West (US 83 to SH 107)	-	3,026,768	16,902	80,004	1,695,354	1,775,359	880,266	371,144
Pct. 1 Mile 2 West (US 83 to Mile 12 N)	-	1,934,533	-	-	1,913,883	1,913,883	9,250	11,400
Pct. 1 FM 493 (US 83 to Mile 10 N) - aid to other govt	-	75,246	-	-	75,246	75,246	-	-
Pct. 1 FM 493 (US 281 to BUS 83) - aid to other govt	-	30,459	-	-	28,967	28,967	-	1,492
Pct. 1 FM 907 (S of BUS 83) - aid to other govt	-	88,830	-	-	88,830	88,830	-	-
Pct. 1 Flash Beacon 2010 HES Projects	-	115,710	-	-	115,710	115,710	-	-
Pct. 1 US 83 (FM 1423 to FM 1015) - aid to other govt	-	11,513	-	-	11,513	11,513	-	-
Pct. 1 BUS 83 (FM 2557 to 1st ST Donna) - aid to other govt	-	3,421	-	-	3,421	3,421	-	-
Pct. 2 "I" Road (SH 495 to Owassa)	1,550,000	1,311,787	-	-	1,309,414	1,309,414	-	2,374
Pct. 2 "I" Road (SH 495 to Owassa) - aid to other govt.	600,000	1,489,329	-	-	1,489,329	1,489,329	-	-
Pct. 2 Sugar Road (Sioux to Owassa) - aid to other govt	50,000	118,959	-	-	118,959	118,959	-	-
Pct. 2 FM 2061 (Dicker to Mission Floodway) - aid to other govt	318,407	435,802	-	-	434,406	434,406	-	1,395
Pct. 2 S McColl Road (Dicker to Orangewood&0.5M S.Military)	-	1,485,268	-	-	1,484,446	1,484,446	-	821
Pct. 2 Flash Beacon 2010 HES Projects	-	51,530	-	-	51,530	51,530	-	-
Pct. 2 Dicker Road (SP115-FM2061)	-	1,262,581	-	3,502	958,642	962,144	96,128	204,308
Pct. 2 Nolana Loop	-	742,604	-	135,302	174,068	309,370	406,903	26,331
Pct. 2 Thomas Road (Jackson to Stewart)	-	529,843	-	-	506,027	506,027	-	23,816
Pct. 3 SH 495-underpass/Abrams - aid to other govt	-	2,161,734	-	-	2,161,734	2,161,734	-	-
Pct. 3 FM 1924 PHI (FM 494 to SH 107) - aid to other govt	-	625,143	-	-	624,300	624,300	842	-
Pct. 3 Traffic Signal CSJ#0255-11-011	-	17,863	-	-	17,863	17,863	-	-
Pct. 3 US 83 Illumination - aid to other govt	-	24,126	-	-	23,410	23,410	-	716
Pct. 3 FM 1924 PHII (SH 107 to FM 492) - aid to other govt	-	963,668	-	-	963,278	963,278	390	-
Pct. 3 SRS CSJ#0921-02-109 - other structures	-	57,633	-	-	57,633	57,633	-	-
Pct. 3 SRS CSJ#0921-02-110 - aid to other govt	-	49,645	-	-	49,645	49,645	-	-
Pct. 3 FM 681 (SH 107 to SH 364) - aid to other govt	-	282,272	-	-	282,272	282,272	-	-
Pct. 3 FM 676 (SH 107 to SH 364) - aid to other govt	-	-	-	-	-	-	-	-
Pct. 3 SH 364 (SH 495 to FM 1924) - aid to othe govt	-	3,339,368	-	1,895	3,336,601	3,338,496	-	873
Pct. 3 FM 681 (SH 107 to FM 2221/FM 492) - aid to other govt	-	4,969,246	-	-	4,934,134	4,934,134	13,870	21,243
Pct. 3 FM 2221/FM 492 (FM 681 to SH 364) - aid to other govt	-	3,134,937	-	-	3,125,502	3,125,502	5,773	3,661
Pct. 3 Flash Beacon 2010 HES Projects	-	25,683	-	-	25,683	25,683	-	-
Pct. 3 US 83 (County Line East 0.347 Mile) - aid to other govt	-	-	-	-	-	-	-	-
Pct. 3 Mile 2 N. (Moorefield-La Homa)	-	1,148,189	2,329	14,551	826,553	841,105	7,231	299,853
Pct. 4 Sugar Road (Owassa to Trenton)	-	1,019	-	-	1,019	1,019	-	-
Pct. 4 12th Street Bridge @ Drainage Ditch	-	12,176	-	-	12,176	12,176	-	-
Pct. 4 "I" Road (Owassa to US 281)	-	1,041,068	-	-	1,029,309	1,029,309	-	11,759
Pct. 4 Traffic Signal CSJ#0255-11-011	-	1,969	-	-	1,969	1,969	-	-
Pct. 4 10th St Ext (SH 107 to FM 1925)	-	2,444,771	-	307,769	1,921,637	2,229,407	215,364	-
Pct. 4 Flash Beacon 2010 HES Projects	-	207,050	-	-	207,050	207,050	-	-
Pct. 4 FM 1925 (Kenyon - FM 907) - aid to other govt	-	460,114	-	-	460,114	460,114	-	-
Pct. 4 FM 1925 (FM 907 - Sharp Rd) - aid	-	406,611	-	-	235,353	235,353	171,258	-
Pct. 4 Ware Road (Mile 3 N to Mile 5 N) - aid to other govt	-	1,598,010	583	574,667	511,545	1,086,212	493,483	18,315
Pct. 4 N Alamo Road (FM 1925 to 0.5 mile N)-aid to other govt	-	91,910	-	-	34,200	34,200	57,710	-
Pct. 4 FM 1925 (10th St to McColl) - aid to other govt	-	976,513	-	-	248,590	248,590	180,250	547,673
Pct. 4 Ware Road (Mile 5 to FM 1925) - roads	-	1,309,660	-	-	734,958	734,958	494,702	80,000
Right of Way US 281 (SH 495 to Trenton) - aid to other govt	37,062	4,262	-	-	4,262	4,262	-	-
Right of Way BUS 83 PHII (FM 1427 to Showers) - aid to other gov	13,200	36,136	-	-	36,136	36,136	-	-
Right of Way FM 2128 (SH 107 to US 281) - aid to other govt	127,194	140,779	-	-	140,779	140,779	-	-
Right of Way BUS 83 PHI (US 83 to FM 1427) - aid to other govt	26,103	28,077	-	-	28,077	28,077	-	-
Right of Way US 83-Palmview - aid to other govt	98,643	319,352	-	-	319,352	319,352	-	-
Right of Way BUS 83 PHIII (Showers to Penitas) - aid to other govt	21,450	64,461	-	-	64,461	64,461	-	-
Pct. 1 CR684 Bridge @ Drainage Ditch	-	26,420	-	-	26,420	26,420	-	-
Pct. 1 FM1422 Bridge @ Willacy Main Canal	-	16,000	-	-	16,000	16,000	-	-
Pct. 1 CR825 Bridge @ Drainage Ditch	-	45,585	-	-	44,585	44,585	1,000	-
Pct. 1 CR342 Bridge @ Delta Lake Irrigation Canal	-	4,590	-	-	4,590	4,590	-	-
Pct. 1 CR855 Bridge @ Main Supply Canal	-	6,750	-	-	6,750	6,750	-	-
Pct. 1 CR804 Bridge @ Irrigation Canal	-	5,130	-	-	5,130	5,130	-	-
Pct. 1 CR229 Bridge @ Drainage Ditch	-	29,414	-	10,800	6,911	17,711	7,400	4,303
Pct. 1 11th Street-Bridge @ Drainage Ditch	-	5,844	-	-	701	701	5,143	-
Pct. 2 CR790 Bridge @ Drainage Ditch	-	27,635	-	-	27,635	27,635	-	-
Pct. 2 CR653 Bridge @ Las Milpas Road over S Floodway Channe	-	3,249	-	-	3,249	3,249	-	-
Pct. 3 CR872-Bridge @ Main Floodway Pilot Channel	-	10,836	-	-	1,008	1,008	2,500	7,328
Drainage flood control								
Pct. 1 FM 88 - drainage (Mile 12 N to Mile 16 N) - ROW	-	44,460	-	-	44,460	44,460	-	-
Pct. 2 FM 907 S outfall channel (Rancho Blanco to BUS 83) - ROW	-	837,978	-	-	837,978	837,978	-	-
Pct. 3 FM1924 PH I - outfall channel (FM 494 to SH 107) - ROW	-	839,395	-	-	839,395	839,395	-	-
Pct. 3 BUS 83 PH I - outfall channel (US 83 to FM 1427) - ROW	-	275,200	-	-	275,200	275,200	-	-
Pct. 3 FM1924 PH II - outfall channel (SH 107 to FM 492) - ROW	-	559,911	-	-	559,911	559,911	-	-
Drainage US 281 (SH 495 to Trenton) - aid to other govt	153,317	-	-	-	-	-	-	-
Drainage FM 2128 (SH 107 to US 281) - drainage ditch&eng&arch	-	-	-	-	-	-	-	-
Drainage FM 2128 (SH 107 to US 281) - aid to other govt	131,586	200,798	-	-	200,798	200,798	-	-
TXDOT Notes Payable-other debt principal	-	104,437	-	-	104,437	104,437	-	-
Total F1315 - TXDOT Projects	3,126,962	47,382,483	21,510	1,135,248	41,538,182	42,673,430	3,049,465	1,659,587

County of Hidalgo, Texas
 Budget Status by Project
 Fund 1328 - Certificates of Obligation, Series 1998
 Project Inception to July 31, 2016

Expenditures and Other Financing Uses	Original Budget	Adjusted Budget	Expenditures			Total	Encumbrances	Balance
			Current Month	Current Year	Prior Years			
General government								
Weslaco substation	1,350,000	1,383,879	-	-	1,383,879	1,383,879	-	-
Courthouse renovations - ADA	500,000	307,980	-	-	307,980	307,980	-	-
Facilities Management - ADA renovations	-	14,810	-	-	14,810	14,810	-	-
Public safety								
Adult probation restitution center	909,491	948,431	-	-	948,431	948,431	-	-
County roadway safety	350,000	356,800	-	-	356,800	356,800	-	-
Highways and streets								
Pct. 2 - outer loop phase 1	-	726,142	-	-	726,142	726,142	-	-
Pct. 2 - Equip&Maintenance Facility	-	902	-	-	902	902	-	-
Pct. 3 - aerial	-	356,325	-	-	356,325	356,325	-	-
Health and welfare								
Elsa Health Clinic Pct. 1	710,000	883,052	-	-	883,052	883,052	-	-
Alton Health Clinic Pct. 3	590,000	-	-	-	-	-	-	-
COPC Clinic Mcallen	1,200,000	1,200,000	-	-	1,200,000	1,200,000	-	-
Mission Clinic	-	1,046,952	-	-	1,046,952	1,046,952	-	-
Issuance costs	135,046	130,810	-	-	130,810	130,810	-	-
Total F1328 - Cert.of Oblig., Series 1998	5,744,537	7,356,083	-	-	7,356,083	7,356,083	-	-

County of Hidalgo, Texas
 Budget Status by Project
 Fund 1330 - Certificates of Obligation, Series 2000
 Project Inception to July 31, 2016

Expenditures and Other Financing Uses	Original Budget	Adjusted Budget	Expenditures			Total	Encumbrances	Balance
			Current Month	Current Year	Prior Years			
Public safety								
Maintenance building & motor pool	-	1,189,155	-	-	1,189,155	1,189,155	-	-
Law enforcement training facility	-	2,524,367	-	-	2,524,367	2,524,367	-	-
Sheriff's administration building	2,236,329	3,162,302	-	-	3,162,302	3,162,302	-	-
Jail project	320,411	2,133,477	-	-	2,133,477	2,133,477	-	-
Adult detention facility	38,479,176	42,199,204	-	-	42,199,204	42,199,204	-	-
Issuance costs	724,637	653,390	-	-	653,390	653,390	-	-
Transfers Out - Ref Bonds 2014B	-	60,715	-	-	60,715	60,715	-	-
Transfers Out (COPS grant cash match)	-	99,799	-	-	99,799	99,799	-	-
Total F1330 - Cert. of Oblig., Series 2000	41,760,553	52,022,409	-	-	52,022,409	52,022,409	-	-

County of Hidalgo, Texas
 Budget Status by Project
 Fund 1331 - Certificates of Obligation, Series 2001
 Project Inception to July 31, 2016

Expenditures and Other Financing Uses	Original Budget	Adjusted Budget	Expenditures			Total	Encumbrances	Balance
			Current Month	Current Year	Prior Years			
General government								
Elections - machinery & equipment	15,000	33,020	-	-	33,020	33,020	-	-
Tax Office - machinery & equipment	-	36,560	-	-	36,560	36,560	-	-
Purchasing - machinery & equipment	15,000	15,000	-	-	15,000	15,000	-	-
County Auditor - office equipment	-	175,219	-	-	175,219	175,219	-	-
County Judge - land	300,000	334,795	-	-	334,795	334,795	-	-
Elections building roof	38,775	22,700	-	-	22,700	22,700	-	-
Courthouse parking lot	150,000	-	-	-	-	-	-	-
Parking facility	250,000	117,884	-	-	117,884	117,884	-	-
Courthouse Parking Garage	-	-	-	-	-	-	-	-
Courthouse roof	130,000	-	-	-	-	-	-	-
Planning - machinery & equipment	17,000	17,000	-	-	17,000	17,000	-	-
Facilities Management - machinery & equipment	71,000	65,555	-	-	65,555	65,555	-	-
Facilities Management - courthouse roof	-	24,968	-	-	24,968	24,968	-	-
Courthouse chillers	350,000	133,570	-	-	133,570	133,570	-	-
Administration building renovations	331,225	249,510	-	-	249,510	249,510	-	-
Facilities Management - parking lot	-	183,964	-	-	183,964	183,964	-	-
Public safety								
Sheriff - machinery & equipment	610,000	606,899	-	-	606,899	606,899	-	-
Constables	-	-	-	-	-	-	-	-
Constables - machinery & equipment	37,500	39,540	-	-	39,540	39,540	-	-
Constable Pct. 1 - machinery & equipment	63,000	62,708	-	-	62,708	62,708	-	-
Constable Pct. 2 - machinery & equipment	84,000	83,611	-	-	83,611	83,611	-	-
Constable Pct. 3 - machinery & equipment	63,000	151,175	-	-	151,175	151,175	-	-
Constable Pct. 4 - machinery & equipment	42,000	41,805	-	-	41,805	41,805	-	-
Constable Pct. 5 - machinery & equipment	63,000	63,063	-	-	63,063	63,063	-	-
Fire Marshal - machinery & equipment	27,000	26,924	-	-	26,924	26,924	-	-
Juvenile Detention Center	1,500,000	501,735	-	-	501,735	501,735	-	-
Highways and streets								
Outer loop study	1,000,000	-	-	-	-	-	-	-
Aerial mapping	1,500,000	743,192	-	-	743,192	743,192	-	-
Pct. 1 - aerial mapping	-	70,260	-	-	70,260	70,260	-	-
Pct. 1 - roads	3,500,000	4,018,236	-	-	4,018,236	4,018,236	-	-
Pct. 1 - machinery & equipment	250,000	425,430	-	-	425,430	425,430	-	-
Pct. 1 - outer loop study	-	650,020	-	-	650,020	650,020	-	-
Pct. 1 - Mile 2 W (Mile 12N to US 83)	-	-	-	-	-	-	-	-
Pct. 2 - aerial mapping	-	20,860	-	-	20,860	20,860	-	-
Pct. 2 - roads	3,500,000	1,907,591	-	-	1,907,591	1,907,591	-	-
Pct. 2 - machinery & equipment	250,000	17,000	-	-	17,000	17,000	-	-
Pct. 2 - outer loop study	-	441,882	-	-	441,882	441,882	-	-
Pct. 3 - aerial mapping	-	66,025	-	-	66,025	66,025	-	-
Pct. 3 - roads	3,500,000	3,642,690	-	-	3,642,690	3,642,690	-	-
Pct. 3 - machinery & equipment	250,000	411,897	-	-	411,897	411,897	-	-
Pct. 3 - outer loop study	-	763,636	-	-	763,636	763,636	-	-
Pct. 4 - aerial mapping	-	79,230	-	-	79,230	79,230	-	-
Pct. 4 - roads	3,500,000	3,500,000	-	-	3,500,000	3,500,000	-	-
Pct. 4 - machinery & equipment	500,000	497,962	-	-	497,962	497,962	-	-
Pct. 4 - outer loop study	-	327,272	-	-	327,272	327,272	-	-
Pct. 4 - Sugar Road (Owassa to Trenton)	-	262,751	-	-	262,751	262,751	-	-
Pct. 4 - machinery & equipment	-	30,526	-	-	-	-	-	30,526
Right of Way US 281 (SH 495 to Trenton)	-	-	-	-	-	-	-	-
Right of Way FM 2061 (Dicker to Mission Floodway)	-	-	-	-	-	-	-	-
Right of Way BUS 83 PHII (FM 1427 to Showers)	-	-	-	-	-	-	-	-
Right of Way FM 2128 (SH 107 to US 281)	-	-	-	-	-	-	-	-
Right of Way BUS 83 PHI (US 83 to FM 1427)	-	-	-	-	-	-	-	-
Right of Way US 83-Palmview	-	-	-	-	-	-	-	-
Right of Way BUS 83 PHIII (Showers to Penitas)	-	-	-	-	-	-	-	-
Sanitation								
Pct. 1 Landfill - machinery & equipment	250,000	249,691	-	-	249,691	249,691	-	-
Pct. 2 Landfill - machinery & equipment	250,000	90,582	-	-	90,582	90,582	-	-
Pct. 3 Landfill - machinery & equipment	250,000	244,425	-	-	244,425	244,425	-	-
Pct. 4 Landfill - machinery & equipment	250,000	249,500	-	-	249,500	249,500	-	-
Risk Management	25,000	13,486	-	-	13,486	13,486	-	-
Landfill closure	1,400,000	2,003,960	-	-	2,003,960	2,003,960	-	-
Drainage flood control								
Drainage US 281 (SH 495 to Trenton)	-	-	-	-	-	-	-	-
Drainage FM 2128 (SH 107 to US 281)	-	-	-	-	-	-	-	-

County of Hidalgo, Texas
 Budget Status by Project
 Fund 1331 - Certificates of Obligation, Series 2001
 Project Inception to July 31, 2016

Expenditures and Other Financing Uses	Original Budget	Adjusted Budget	Expenditures			Total	Encumbrances	Balance
			Current Month	Current Year	Prior Years			
Health and welfare								
Health Department-machinery & equipment	72,500	72,500	-	-	72,500	72,500	-	-
Culture-recreation								
Pct. 1 Parks - machinery & equipment	250,000	101,224	-	-	101,224	101,224	-	-
Pct. 2 Parks - machinery & equipment	250,000	151,605	-	-	151,605	151,605	-	-
Pct. 3 Parks - machinery & equipment	250,000	67,013	-	-	67,013	67,013	-	-
Pct. 4 Parks - machinery & equipment	-	-	-	-	-	-	-	-
Conservation of natural resources								
Texas Coop Extension - machinery & equipment	37,000	40,218	-	-	40,218	40,218	-	-
Urban and economic development								
Pct. 2 Community Resource Center	-	803,466	-	-	803,466	803,466	-	-
Issuance costs	483,000	455,163	-	-	455,163	455,163	-	-
Bond discount	-	847	-	-	847	847	-	-
Transfers out - Design purpose level 7	-	427,169	-	-	427,169	427,169	-	-
Transfer out - TXDOT	-	858,524	-	-	857,129	857,129	-	1,395
Total F1331 - Cert. of Oblig., Series 2001	25,675,000	26,693,039	-	-	26,661,118	26,661,118	-	31,922

County of Hidalgo, Texas
 Budget Status by Project
 Fund 1332 - Certificates of Obligation, Series 2002
 Project Inception to July 31, 2016

Expenditures and Other Financing Uses	Original Budget	Adjusted Budget	Expenditures			Total	Encumbrances	Balance
			Current Month	Current Year	Prior Years			
General government								
County Court at Law 2 - office equipment	-	7,422	-	-	7,422	7,422	-	-
JP Pct. 2, Place 1 - computer equipment	1,000	1,000	-	-	1,000	1,000	-	-
District Clerk	-	19,300	-	-	19,300	19,300	-	-
County Court at Law 5 - building renovation	385,100	9,450	-	-	9,450	9,450	-	-
Auxiliary Court A - building renovation	-	8,426	-	-	8,426	8,426	-	-
Auxiliary Court B - building renovation	-	7,520	-	-	7,520	7,520	-	-
Elections - building renovation	-	25,580	-	-	25,580	25,580	-	-
IT Dept	126,238	199,756	-	-	199,756	199,756	-	-
Pct. 2 - Tax office	-	392,492	-	-	392,492	392,492	-	-
Purchasing - machinery & equipment	33,500	37,973	-	-	37,973	37,973	-	-
County Auditor - machinery & equipment	85,000	79,499	-	-	79,499	79,499	-	-
Human Resources - machinery & equipment	10,000	9,790	-	-	9,790	9,790	-	-
Pct. 1 - Multi-Purpose Center - building renovation	600,000	692,399	-	-	692,399	692,399	-	-
Pct. 3 - Multi-Purpose Center - building renovation	750,000	1,698,859	-	-	1,698,859	1,698,859	-	-
Planning - machinery & equipment	67,012	3,156	-	-	3,156	3,156	-	-
Fac Management - Admin Buiding - add & renov	-	5,550	-	-	5,550	5,550	-	-
Risk Management - building renovation	545,000	252,403	-	-	252,403	252,403	-	-
Risk Management - machinery & equipment	152,000	-	-	-	-	-	-	-
Public safety								
Courthouse basement - renovation	414,900	459,118	-	-	459,118	459,118	-	-
Sheriff - vehicles	607,236	776,827	-	-	776,827	776,827	-	-
Constable Pct. 1 - vehicles	30,000	30,032	-	-	30,032	30,032	-	-
Constable Pct. 3 - vehicles	86,863	30,015	-	-	30,015	30,015	-	-
Constable Pct. 4 - vehicles	21,500	21,010	-	-	21,010	21,010	-	-
Constable Pct. 5 - machinery & equipment	68,350	58,782	-	-	58,782	58,782	-	-
Fire Marshal - equipment	-	9,482	-	-	9,482	9,482	-	-
New Adult Probation Building	-	101,950	-	-	101,950	101,950	-	-
Juvenile Detention Center	236,328	898,057	-	-	898,057	898,057	-	-
Highways and streets								
FEMA	-	24,580	-	-	24,580	24,580	-	-
Pct. 1 - roads	3,500,000	2,886,404	-	-	2,886,404	2,886,404	-	-
Pct. 2 - roads	1,500,000	156,520	-	-	156,520	156,520	-	-
Pct. 2 - outer loop phase 1	-	183,438	-	-	183,438	183,438	-	-
Pct. 3 - roads & machinery & equipment	3,248,400	1,859,101	-	-	1,859,101	1,859,101	-	-
Pct. 4 - roads	1,500,000	1,359,897	-	-	1,359,897	1,359,897	-	-
Pct. 4 - outer loop	-	216,548	-	-	216,548	216,548	-	-
Sanitation								
Pct. 3 Landfill - engineering services	20,000	-	-	-	-	-	-	-
Pct. 4 Landfill - engineering services	1,670,000	1,715,423	-	-	1,715,423	1,715,423	-	-
Drainage flood control								
Raymondville Drainage - engineering services	5,000,000	4,220,707	-	-	4,220,707	4,220,707	-	-
TXDOT Drainage	-	-	-	-	-	-	-	-
Culture - recreation								
Pct. 4 Parks - buildings	300,000	288,028	-	-	288,028	288,028	-	-
Issuance costs	415,316	404,335	-	-	404,335	404,335	-	-
Transfers out - Capital Outlay	-	1,112,441	-	-	1,112,441	1,112,441	-	-
Transfers out - TXDOT	-	2,505,130	-	-	2,505,130	2,505,130	-	-
Total F1332 - Cert. of Oblig., Series 2002	21,373,743	22,768,401	-	-	22,768,401	22,768,401	-	-

County of Hidalgo, Texas
 Budget Status by Project
 Fund 1334 - Certificates of Obligation, Series 2004
 Project Inception to July 31, 2016

Expenditures and Other Financing Uses	Original Budget	Adjusted Budget	Expenditures			Total	Encumbrances	Balance
			Current Month	Current Year	Prior Years			
General government								
Bennett building add & renov	-	-	-	-	-	-	-	-
Horizon building add & renov	-	-	-	-	-	-	-	-
Fac Mgmt- Courthouse - building R&M	-	585,575	-	-	585,575	585,575	-	-
Elections - software & other equipments	2,322,272	214,981	-	-	214,981	214,981	-	-
Elections - buildings add & renov	-	15,352	-	-	15,352	15,352	-	-
IT Dept	-	1,224,587	-	-	1,224,587	1,224,587	-	-
Pct. 2 Tax Office building	-	607,401	-	-	607,401	607,401	-	-
Pct. 3 CRC building	-	-	-	-	-	-	-	-
Pct. 4 JP & License - building (Planning)	-	-	-	-	-	-	-	-
Fac Mgmt- Weslaco Boot Camp & Health Clinic	3,000,000	34,016	-	-	34,016	34,016	-	-
Fac Mgmt- Admin Buildings	-	894,150	-	-	894,150	894,150	-	-
Fac Mgmt- old Jail	-	123,511	-	-	123,511	123,511	-	-
Fac Mgmt- vehicles	-	72,078	-	-	72,078	72,078	-	-
Fac Mgmt- parking lot	-	-	-	-	-	-	-	-
Fac Mgmt- Admin Building - 100 E Cano - bldg add&renov	-	69,770	-	-	69,770	69,770	-	-
Public safety								
Sheriff - vehicles	-	49,905	-	-	49,905	49,905	-	-
Const Pct. 1 - vehicles	-	49,924	-	-	49,924	49,924	-	-
Const Pct. 2 - vehicles	-	25,027	-	-	25,027	25,027	-	-
Const Pct. 3 - vehicles	-	75,856	-	-	75,856	75,856	-	-
Const Pct. 4 - vehicles	-	49,792	-	-	49,792	49,792	-	-
Const Pct. 5 - vehicles	-	25,667	-	-	25,667	25,667	-	-
Fac Mgmt- Sally Port	-	592,598	-	-	592,598	592,598	-	-
Weslaco Boot Camp	-	-	-	-	-	-	-	-
Juvenile Detention Center	12,500,000	16,623,656	-	-	16,623,656	16,623,656	-	-
Highways and streets								
Pct. 1 - Roads	1,800,000	1,683,243	-	-	1,683,243	1,683,243	-	-
Pct. 1 - Mile 2 W (Mile 12 N to US 83)	-	-	-	-	-	-	-	-
Pct. 2 - New Admin Building	1,500,000	1,271,118	-	-	1,271,118	1,271,118	-	-
Pct. 2 - County Shop	-	106,982	-	-	106,982	106,982	-	-
Pct. 3 - Roads	2,800,000	217,615	-	-	217,615	217,615	-	-
Pct. 4 - Roads	1,200,000	-	-	-	-	-	-	-
Pct. 4 - Trenton Road (US 281 to FM 491)	-	500,000	-	-	500,000	500,000	-	-
Pct. 4 - Trenton Road (I RD to FM 493)	-	-	-	-	-	-	-	-
Pct. 4 - Wallace Road (FM 1925 to FM 490)	-	-	-	-	-	-	-	-
Fac Mgmt- Catwalk - Pct. 1-building add & renov	-	42,268	-	-	42,268	42,268	-	-
Fac Mgmt- Pct. 3 Maint building-building add & renov	-	41,950	-	-	41,950	41,950	-	-
Sanitation								
Pct. 3 Landfill - engineering services	700,000	2,229,850	-	-	2,229,850	2,229,850	-	-
Health and welfare								
Pct. 2 WIC/HHS building	-	1,746,499	-	-	1,746,499	1,746,499	-	-
Edinburg WIC - building add & renov	-	55,950	-	-	55,950	55,950	-	-
Mission WIC - building add & renov	-	85,825	-	-	85,825	85,825	-	-
Health Dept - Pharr	2,200,000	-	-	-	-	-	-	-
Health Dept - Edinburg	900,000	1,163,370	-	-	1,163,370	1,163,370	-	-
Health Dept - McAllen	200,000	167,109	-	-	167,109	167,109	-	-
Health Dept - Weslaco	200,000	184,731	-	-	184,731	184,731	-	-
Health Dept - vehicles	-	13,064	-	-	13,064	13,064	-	-
Health Dept - Mission	-	-	-	-	-	-	-	-
Health Dept - Elsa	-	-	-	-	-	-	-	-
Health Dept - Hidalgo	-	-	-	-	-	-	-	-
Fac Mgmt- Mansion	-	31,029	-	-	31,029	31,029	-	-
Culture - recreation								
Pct. 2 Parks - buildings	500,000	-	-	-	-	-	-	-
Pct. 1 Parks - Delta Lake building	-	150,638	-	-	150,638	150,638	-	-
Conservation of natural resources								
Texas Coop Extension - building R&M	-	72,984	-	-	72,984	72,984	-	-
Issuance costs	200,000	189,267	-	-	189,267	189,267	-	-
Transfers out - Capital outlay	-	1,153,805	-	-	1,153,805	1,153,805	-	-
Transfers out - TXDOT	-	3,916,892	-	-	3,916,892	3,916,892	-	-
Total F1334 - Cert. of Oblig., Series 2004	30,022,272	36,358,036	-	-	36,358,036	36,358,036	-	-

County of Hidalgo, Texas
 Budget Status by Project
 Fund 1336 - Certificates of Obligation, Series 2006
 Project Inception to July 31, 2016

Expenditures and Other Financing Uses	Original Budget	Adjusted Budget	Expenditures			Total	Encumbrances	Balance
			Current Month	Current Year	Prior Years			
General government								
Pct. 2 - JP/Constables - buildings	-	1,371,505	-	-	1,371,505	1,371,505	-	-
Fac Mgmt - Courthouse - building R&M	-	899,382	-	-	899,382	899,382	-	-
Fac Mgmt - Crts/old Juvenile Detention-bldg add&renov	400,000	-	-	-	-	-	-	-
Fac Mgmt - Auxiliary CRT - building add & renov	-	45,752	-	-	45,752	45,752	-	-
Fac Mgmt - Election - building add & renov	-	380,377	-	-	380,377	380,377	-	-
IT Dept	365,000	221,403	-	-	221,403	221,403	-	-
Pct. 1 - Multi-Purpose Center - other structures	-	19,735	-	-	19,735	19,735	-	-
Pct. 4 - Criminal Justice Center - buildings	400,000	-	-	-	-	-	-	-
Fac Mgmt - Admin Building-100 E Cano-parking lot	3,500,000	8,217	-	-	8,217	8,217	-	-
Fac Mgmt - Other Major Buildings	850,000	54,215	-	-	54,215	54,215	-	-
Fac Mgmt - Courthouse Additional Parking Lot	-	7,324,919	-	-	7,324,919	7,324,919	-	-
Fac Mgmt - Admin Building-100 E Cano-bldg add&renov	-	2,270,927	-	-	2,270,927	2,270,927	-	-
Public safety								
Fac Mgmt - Constable Pct. 1 - building & other structures	-	1,040,468	-	-	1,040,468	1,040,468	-	-
Fac Mgmt - Sheriff - Evidence - building add & renov	-	40,280	-	-	40,280	40,280	-	-
Sheriff Substation Pct. 1 - buildings	3,000,000	2,940,811	-	-	2,940,811	2,940,811	-	-
Juvenile Detention Center	547,585	579,882	-	-	579,882	579,882	-	-
Highways and streets								
County wide	-	579,340	-	-	579,340	579,340	-	-
Pct. 1 - Mile 2 W (Mile 12 N to US83)	-	-	-	-	-	-	-	-
Pct. 1 - Roads	3,819,000	3,587,326	-	-	3,587,326	3,587,326	-	-
Pct. 1 - FM 493 (Mile 10 N to SH 107) - aid to other govt	-	1,538,487	-	-	1,538,487	1,538,487	-	-
Pct. 1 - Mile 10 N (Mile 4 W-E 1215') Widening	-	-	-	-	-	-	-	-
Pct. 1 - Mile 17 N (FM 88 to FM 1015)	-	20,008	-	-	20,008	20,008	-	-
Pct. 1 - Ridge Road (Cesar Chavez to Alamo)-aid to other govt	-	15,000	-	-	15,000	15,000	-	-
Pct. 1 - Mile 4 W (Mile 15 N to Mile 16 N)	-	-	-	-	-	-	-	-
Pct. 2 - Roads	2,000,000	1,043,580	-	-	1,043,580	1,043,580	-	-
Pct. 3 - Roads	3,828,000	1,900,982	-	-	1,900,982	1,900,982	-	-
Pct. 3 - La Homa Road (SH 495 to FM 1924)	-	1,132,516	-	-	1,132,516	1,132,516	-	-
Pct. 3 - Wallace Road (FM 1925 to FM 490)	-	-	-	-	-	-	-	-
Pct. 3 - Mile 3 N (Tomgill to FM 2221)	-	93,465	-	-	93,465	93,465	-	-
Pct. 3 - Mile 4 N (Tomgill to FM 2221)	-	241,356	-	-	241,356	241,356	-	-
Pct. 3 - Circle 6 Road (N & S of Mile 4N)	-	12,952	-	-	12,952	12,952	-	-
Pct. 3 - US 83/LA JOYA Relief Route	-	-	-	-	-	-	-	-
Pct. 4 - Sugar Road (Owassa to Trenton)	-	287,249	-	-	287,249	287,249	-	-
Pct. 4 - Roads	2,700,000	2,424,159	-	-	2,424,159	2,424,159	-	-
Pct. 4 - 10th Street (SH 107 to FM 1925)	-	919,077	-	-	919,077	919,077	-	-
Pct. 4 - Trenton Road (I RD to FM 493)	-	-	-	-	-	-	-	-
Pct. 4 - Wallace Road (FM 1925 to FM 490)	-	-	-	-	-	-	-	-
Pct. 4 - Drainage improvement project-heavy equipments	-	730,911	-	-	730,911	730,911	-	-
Pct. 4 - FM1925 (Kenyon-FM907)	-	429,600	-	-	429,600	429,600	-	-
Pct. 4 - Curry Estates Drainage	-	15,455	-	-	15,455	15,455	-	-
Pct. 1 - CR333 Bridge-ILA with Willacy	-	4,900	-	-	4,900	4,900	-	-
Sanitation								
Pct. 1 - Landfill	-	309,208	-	-	309,208	309,208	-	-
Pct. 3 - Landfill	-	684,689	-	-	684,689	684,689	-	-
Pct. 4 - Landfill	-	129,685	-	-	129,685	129,685	-	-
Health and welfare								
Health Dept - Pharr	-	-	-	-	-	-	-	-
Health Dept - Edinburg	-	126,715	-	-	126,715	126,715	-	-
Health Dept - McAllen	-	95,942	-	-	95,942	95,942	-	-
Health Dept - Westlaco	-	80,606	-	-	80,606	80,606	-	-
Health Dept - Other equipment	250,000	145,385	-	-	145,385	145,385	-	-
Health Dept - Mission	-	165,157	-	-	165,157	165,157	-	-
Health Dept - Elsa	-	22,557	-	-	22,557	22,557	-	-
Health Dept - Hidalgo	-	35,507	-	-	35,507	35,507	-	-
Mansion-building add & renov	-	450,069	-	-	450,069	450,069	-	-
Head Start Kitchen	-	771,140	-	-	771,140	771,140	-	-
Culture - recreation								
Pct. 4 - Sunflower Park	-	56,065	-	-	56,065	56,065	-	-
Urban and economic development								
Pct. 1 CRC Progreso - building add & renov	-	94,550	-	-	94,550	94,550	-	-
Issuance costs								
Transfer Out - Capital Outlay	611,282	611,282	-	-	611,282	611,282	-	-
Transfer Out - TXDOT Projects	1,900,000	2,268,217	-	-	2,268,217	2,268,217	-	-
Transfer Out - CO 2006	2,453,000	4,293,418	-	-	4,293,418	4,293,418	-	-
Transfer Out - CO 2006	-	277	-	-	277	277	-	-
Total F1336 - Cert. of Oblig., Series 2006	26,623,867	42,514,702	-	-	42,514,702	42,514,702	-	-

County of Hidalgo, Texas
 Budget Status by Project
 Fund 1339 - Certificates of Obligation, Series 2009
 Project Inception to July 31, 2016

Expenditures and Other Financing Uses	Original Budget	Adjusted Budget	Expenditures			Total	Encumbrances	Balance
			Current Month	Current Year	Prior Years			
General Government								
Fac Mgmt- Admin Building - 100 E Cano - bldg add & renov	-	50,461	-	-	50,461	50,461	-	-
Highways and streets								
Pct. 1 machinery & equipment	-	380,832	-	-	380,832	380,832	-	-
Pct. 1 Drainage Improvement	2,856,000	1,216,133	-	-	1,216,133	1,216,133	-	-
Pct. 1 FM 493 (US 281 to BUS 83) - aid to other govt	1,144,000	1,129,000	-	-	1,129,000	1,129,000	-	-
Pct. 1 W Mile 4 W (Mile 12 N to Mile 13½ N) Drainage	-	499,632	-	-	499,632	499,632	-	-
Pct. 1 20 miles of 80.25 miles Drainage	-	967,221	-	-	967,221	967,221	-	-
Pct. 1 Pond (Mile 21 N & Mile 5½ W)	-	108,857	-	-	108,857	108,857	-	-
Pct. 1 Victoria (Mile 9½ N to Mile 12 N) - Road	-	-	-	-	-	-	-	-
Pct. 1 E Mile 4 W (US 281 to IBWC) Drainage	-	33,380	-	-	33,380	33,380	-	-
Pct. 1 W Mile 4 W (Mile 15 N to SH 107) Drainage	-	15,282	-	-	15,282	15,282	-	-
Pct. 1 Estancia Drainage	-	32,065	-	-	32,065	32,065	-	-
Pct. 1 Olivares #2 & Chapa #2 Drainage	-	38,135	-	-	38,135	38,135	-	-
Pct. 1 E Mile 4 W (Mile 12 N to Mile 13½ N) Drainage	-	49,847	-	-	49,847	49,847	-	-
Pct. 1 W Mile 4 W (SH 107 to FM 1925) Drainage	-	98,823	-	-	98,823	98,823	-	-
Pct. 1 W Mile 4 W (Mile 13½ N to Mile 15 N) Drainage	-	35,963	-	-	35,963	35,963	-	-
Pct. 1 W FM 493 (IBWC to US 83) Drainage	-	69,316	-	-	69,316	69,316	-	-
Pct. 1 W Mile 5 W (Mile 20 N to FM 2812) Drainage	-	16,400	-	-	16,400	16,400	-	-
Pct. 1 E Mile 4 W (Mile 13½ N to Mile 15 N) Drainage	-	16,773	-	-	16,773	16,773	-	-
Pct. 1 E Mile 4 W (Mile 10 N to Mile 12 N) Drainage	-	22,936	-	-	22,936	22,936	-	-
Pct. 1 E Mile 4 W (US 83 to Mile 10 N) Drainage	-	103,877	-	-	103,877	103,877	-	-
Pct. 1 E Mile 2 W (FM 1925 to FM 1921) Drainage	-	11,218	-	-	11,218	11,218	-	-
Pct. 1 E Mile 4 W (SH 107 to FM 1925) Drainage	-	60,949	-	-	60,949	60,949	-	-
Pct. 1 E Mile 4 W (Mile 15 N to SH 107) Drainage	-	13,036	-	-	13,036	13,036	-	-
Pct. 1 W Mile 4 W (IBWC to US 83) Drainage	-	163	-	-	163	163	-	-
Pct. 1 Bar Ditches	-	267,799	-	-	267,799	267,799	-	-
Pct. 1 La Villa Drain	-	58,507	-	-	58,507	58,507	-	-
Pct. 1 Westlaco Drain	-	7,301	-	-	7,301	7,301	-	-
Pct. 1 IBWC Floodway	-	20,280	-	-	20,280	20,280	-	-
Pct. 1 Mercedes Lateral	-	1,375	-	-	1,375	1,375	-	-
Pct. 1 HCCID#9 Drain Channel-Drainage	-	48,084	-	-	48,084	48,084	-	-
Pct. 1 Sioux Road (Tower to Val Verde)	-	4,577	-	-	4,577	4,577	-	-
Pct. 1 Mile 4 W (Mile 15 N to Mile 16N)	-	91,885	-	-	91,885	91,885	-	-
Pct. 1 Border Road (Mile 5 N to Mile 6 W) - Roads	-	234,830	-	-	234,830	234,830	-	-
Pct. 1 Mile 15 (Mile 6 W to FM 1015) - Roads	-	222,693	-	-	222,693	222,693	-	-
Pct. 1 Victoria Road (Mile 9½ N to Mile 10 N) - Road	-	50,409	-	-	50,409	50,409	-	-
Pct. 1 Palm Street - Roads	-	17,116	-	-	17,116	17,116	-	-
Pct. 2 Tower Road (Moore to Balli)	-	276,057	-	-	276,057	276,057	-	-
Pct. 2 Roads	-	118,048	-	-	118,048	118,048	-	-
Pct. 2 Tower Road Drainage (El Gato to Rancho Blanco)	-	549,619	-	-	549,619	549,619	-	-
Pct. 2 Drainage Improvement	4,000,000	274,168	-	-	274,168	274,168	-	-
Pct. 2 L.J. Drainage (S of Owassa)	-	805,127	-	-	805,127	805,127	-	-
Pct. 2 Cesar Chavez Drainage (1Mile E Tower)	-	894,386	-	-	894,386	894,386	-	-
Pct. 2 Southfork Estates Drainage	-	643,773	-	-	643,773	643,773	-	-
Pct. 2 L.J. Pond	-	330,688	-	-	330,688	330,688	-	-
Pct. 2 Tower Road Crossing-Drainage	-	68,429	-	-	68,429	68,429	-	-
Pct. 2 Minessota Drain Project	-	22,418	-	-	22,418	22,418	-	-
Pct. 3 La Homa (SH 495 to FM 1924) - Road	-	355,228	-	-	355,228	355,228	-	-
Pct. 3 Drainage Improvement	4,000,000	2,188,151	-	-	2,188,151	2,188,151	-	-
Pct. 3 Moore Field / Mile 5 N Drainage	-	108,617	-	-	108,617	108,617	-	-
Pct. 3 Prairie View Heights PH I Drainage	-	220,788	-	-	220,788	220,788	-	-
Pct. 3 Prairie View Heights PH II Drainage	-	21,243	-	-	21,243	21,243	-	-
Pct. 3 Stewart Road Outfall	-	134,725	-	-	134,725	134,725	-	-
Pct. 3 Acevedo Subd#4 & Monte Bonito Subd Outfall	-	147,912	-	-	147,912	147,912	-	-
Pct. 3 Bentsen Palm Drive-Drainage	-	386,774	-	-	386,774	386,774	-	-
Pct. 3 Mile 2 N & Abram Road-Drainage	-	144,470	-	-	144,470	144,470	-	-
Pct. 3 Moorefield-La Suena-Drainage	-	28,959	-	-	28,959	28,959	-	-
Pct. 4 Drainage Improvement	8,000,000	1,022,390	-	-	1,022,390	1,022,390	-	-
Pct. 4 Aguilar Pond	-	1,229,636	-	-	1,229,636	1,229,636	-	-
Pct. 4 Fike Pond	-	763,067	-	-	763,067	763,067	-	-
Pct. 4 Alamo Acres Pocket Drainage	-	125,967	-	-	125,967	125,967	-	-
Pct. 4 Damian Acres Pocket Drainage	-	123,597	-	-	123,597	123,597	-	-
Pct. 4 Diana Estates Pocket Drainage	-	36,643	-	-	36,643	36,643	-	-

County of Hidalgo, Texas
 Budget Status by Project
 Fund 1339 - Certificates of Obligation, Series 2009
 Project Inception to July 31, 2016

Expenditures and Other Financing Uses	Original Budget	Adjusted Budget	Expenditures			Total	Encumbrances	Balance
			Current Month	Current Year	Prior Years			
Pct. 4 Kaylen Heights Pocket Drainage	-	236,651	-	-	236,651	236,651	-	-
Pct. 4 Owassa Acres Pocket Drainage	-	2,250	-	-	2,250	2,250	-	-
Pct. 4 Tower Road (Alberta to Trenton) Pocket Drainage	-	10,300	-	-	10,300	10,300	-	-
Pct. 4 FM 2812 & FM 493 Pocket Drainage	-	4,800	-	-	4,800	4,800	-	-
Pct. 4 Holmes Road Pocket Drainage	-	4,000	-	-	4,000	4,000	-	-
Pct. 4 Dickerson Pond	-	3,765,447	-	-	3,765,447	3,765,447	-	-
Pct. 4 North Branch Drain	-	672,668	-	-	672,668	672,668	-	-
Pct. 4 San Carlos Drain	-	62,337	-	-	62,337	62,337	-	-
Pct. 4 Schunior Drain	-	65,050	-	-	65,050	65,050	-	-
Pct. 4 Curry Drain	-	97,289	-	-	97,289	97,289	-	-
Pct. 4 Tex - Mex Drain	-	7,500	-	-	7,500	7,500	-	-
Pct. 4 Alamo Brisas Pocket Drainage	-	67,278	-	-	67,278	67,278	-	-
Pct. 4 Alberta Road Pocket Drainage	-	-	-	-	-	-	-	-
Pct. 4 Hoehn Sub Pocket Drainage	-	13,900	-	-	13,900	13,900	-	-
Pct. 4 Tex - Mex Road & SH 107 Pocket Drainage	-	6,212	-	-	6,212	6,212	-	-
Pct. 4 Trenton & Alamo Road Pocket Drainage	-	9,145	-	-	9,145	9,145	-	-
Pct. 4 Owassa Road(Alamo-Cesar Chavez) Pocket Drainage	-	7,235	-	-	7,235	7,235	-	-
Pct. 4 Guerra Pond	-	248,159	-	-	248,159	248,159	-	-
Pct. 4 Verle Cray Curry Rd Pond	-	140,034	-	-	140,034	140,034	-	-
Pct. 4 Verle Cray Curve Rd Pond	-	121,718	-	-	121,718	121,718	-	-
Pct. 4 Dickerson Pond to Schunior Drain	-	49,200	-	-	49,200	49,200	-	-
Pct. 4 Diana Estates to Curry Drain	-	46,991	-	-	46,991	46,991	-	-
Pct. 4 Gonzalez Pond	-	145,066	-	-	145,066	145,066	-	-
Pct. 4 Hoehn Drain	-	43,390	-	-	43,390	43,390	-	-
Pct. 4 Tower Heights Drainage	-	5,919	-	-	5,919	5,919	-	-
Pct. 4 Bandera Estates Drainage	-	4,800	-	-	4,800	4,800	-	-
Pct. 4 Alamo & Mile 17½ Drainage	-	2,200	-	-	2,200	2,200	-	-
Pct. 4 Trenton Drain	-	90,982	-	-	90,982	90,982	-	-
Pct. 4 Four Queens Subdivision Drainage	-	5,695	-	-	5,695	5,695	-	-
Pct. 4 Faysville Pump	-	35,216	-	-	35,216	35,216	-	-
Pct. 4 Curry Estates Drainage	-	-	-	-	-	-	-	-
Pct. 1 CR333 Bridge - ICA With Willacy County	-	-	-	-	-	-	-	-
Culture - recreation	-	-	-	-	-	-	-	-
Pct. 2 Lopezville Park	-	42,696	-	-	42,696	42,696	-	-
Pct. 4 Sunflower Park	-	16,081	-	-	16,081	16,081	-	-
Issuance costs	487,434	487,434	-	-	487,434	487,434	-	-
Transfers Out - TXDOT Projects	-	1,279,628	-	-	1,279,628	1,279,628	-	-
Total F1339 - Cert. of Oblig., Series 2009	20,487,434	24,813,309	-	-	24,813,309	24,813,309	-	-

By Departments	Original Budget	Adjusted Budget	Expenditures			Total	Encumbrances	Balance
			Current Month	Current Year	Prior Years			
Facilities Management - Building additions & renovations	-	50,461	-	-	50,461	50,461	-	-
Total Facilities Management	-	50,461	-	-	50,461	50,461	-	-
Pct. 1 Drainage Projects	2,856,000	3,813,353	-	-	3,813,353	3,813,353	-	-
Pct. 1 Road Projects	1,144,000	2,131,342	-	-	2,131,342	2,131,342	-	-
Pct. 1 Bridge Projects	-	-	-	-	-	-	-	-
Pct. 1 TXDOT Road Projects	-	103,058	-	-	103,058	103,058	-	-
Total Pct. 1	4,000,000	6,047,753	-	-	6,047,753	6,047,753	-	-
Pct. 2 Drainage Projects	4,000,000	3,588,609	-	-	3,588,609	3,588,609	-	-
Pct. 2 Road Projects	-	394,105	-	-	394,105	394,105	-	-
Pct. 2 TXDOT Road Projects	-	357,288	-	-	357,288	357,288	-	-
Pct. 2 Lopezville Park	-	42,696	-	-	42,696	42,696	-	-
Total Pct. 2	4,000,000	4,382,697	-	-	4,382,697	4,382,697	-	-
Pct. 3 Drainage Projects	4,000,000	3,381,639	-	-	3,381,639	3,381,639	-	-
Pct. 3 Road Projects	-	355,228	-	-	355,228	355,228	-	-
Pct. 3 TXDOT Road Projects	-	795,554	-	-	795,554	795,554	-	-
Total Pct. 3	4,000,000	4,532,421	-	-	4,532,421	4,532,421	-	-
Pct. 4 Drainage Projects	8,000,000	9,272,732	-	-	9,272,732	9,272,732	-	-
Pct. 4 Road Projects	-	-	-	-	-	-	-	-
Pct. 4 TXDOT Road Projects	-	23,728	-	-	23,728	23,728	-	-
Pct. 4 Sunflower Park	-	16,081	-	-	16,081	16,081	-	-
Total Pct. 4	8,000,000	9,312,541	-	-	9,312,541	9,312,541	-	-
Issuance costs	487,434	487,434	-	-	487,434	487,434	-	-
Total F1339 - Cert. of Oblig., Series 2009	20,487,434	24,813,309	-	-	24,813,309	24,813,309	-	-

County of Hidalgo, Texas
 Budget Status by Project
 Fund 1341 - Certificates of Obligation, Series 2009B&C
 Project Inception to July 31, 2016

Expenditures and Other Financing Uses	Original Budget	Adjusted Budget	Expenditures			Total	Encumbrances	Balance
			Current Month	Current Year	Prior Years			
Highways and streets								
Pct. 4 Machinery & Equipment	-	539,203	-	502,137	-	502,137	31,109	5,957
Pct. 4 10th Street (SH 107 to FM 1925)	-	621,824	-	-	621,824	621,824	-	-
Pct. 4 FM 1925 (Kenyon to FM 907) - aid to other govt	-	245,265	-	-	171,827	171,827	69,233	4,205
Pct. 4 Ramseyer Road (US 281 - Dolittle) - roads	-	60,797	-	-	-	-	56,879	3,918
Raymondville Drain	7,350,000	7,609,174	-	-	7,609,174	7,609,174	-	-
J-09 Drainage Project	2,750,000	1,255,521	-	-	1,243,079	1,243,079	12,442	-
HCDD#1 - machinery & equipment	2,014,242	1,652,625	-	-	1,649,635	1,649,635	2,990	-
Issuance costs	280,292	339,887	-	-	339,887	339,887	-	-
Transfer out - TXDOT	-	771,005	-	-	771,005	771,005	-	-
Total F1341 - Cert. of Oblig., Series 2009B&C	12,394,534	13,095,302	-	502,137	12,406,432	12,908,569	172,652	14,080

County of Hidalgo, Texas
 Budget Status by Project
 Fund 1342 - Certificates of Obligation, Series 2010A&B
 Project Inception to July 31, 2016

Expenditures and Other Financing Uses	Original Budget	Adjusted Budget	Expenditures			Total	Encumbrances	Balance
			Current Month	Current Year	Prior Years			
General government								
Pct. 2 JP/Constables - buildings	-	5,189	-	-	5,189	5,189	-	-
Fac Mgmt - Courthouse - 100 N Closner - bldg add&renov	3,615,000	-	-	-	-	-	-	-
Pct. 2 Tax Office - buildings	-	5,189	-	-	5,189	5,189	-	-
Pct. 4 CRC Sunflowers/SH107 - building	-	143,129	-	1,234	111,395	112,629	30,500	-
Pct. 4 Restitution Center - 1124 M. Road - bldg add & renov	-	226,124	-	-	226,124	226,124	-	-
Pct. 4 New Motor Pool - 1124 M. Road - buildings	-	268,543	-	-	263,488	263,488	5,050	5
Pct. 4 Linn San Manuel Emergency Facility - buildings	-	7,054	-	1,234	5,820	7,054	-	-
Ebony Plaza - 9805 N. 10th Street	-	1,085,393	-	-	1,085,393	1,085,393	-	-
Courthouse - buildings	-	848,351	-	-	848,351	848,351	-	-
Fac Mgmt - Admin Building - 100 E Cano - bldg add&renov	3,481,000	2,840,924	-	-	2,823,799	2,823,799	17,125	-
Fac Mgmt - Mediplex - 1615 S Closner - buildings	2,850,000	-	-	-	-	-	-	-
Fac Mgmt - Courts Modular - buildings	-	2,613,576	-	8,924	2,584,477	2,593,401	18,681	1,494
Public safety								
Fac Mgmt - Constable Pct. 1 - building & other structures	-	226,148	-	-	202,336	202,336	23,813	-
Fac Mgmt - Morgue/old Juv Det-3100 S Bus 281-bldg add&renov	760,000	912,017	-	-	907,912	907,912	4,105	-
Sheriff Substation Pct. 1 - buildings	1,275,000	1,271,133	-	-	1,271,133	1,271,133	-	-
Highways and streets								
Pct. 1 Roads	3,817,994	1,151,935	-	-	1,151,935	1,151,935	-	-
Pct. 1 FM 493 (US 281 to BUS 83) - aid to other govt	-	566,680	-	-	566,680	566,680	-	-
Pct. 1 Mile 17 N (FM 88 to FM 1015) - roads	182,006	1,114,044	-	15,179	1,078,667	1,093,845	16,408	3,791
Pct. 1 Pleasantview (S. 11 to 34 st)	-	149,974	-	-	149,974	149,974	-	-
Pct. 1 Bar Ditches	-	256,133	-	-	256,133	256,133	-	-
Pct. 1 HCCID#9 Channels	-	146,036	-	-	146,036	146,036	-	-
Pct. 1 Colonia Lucero Del Norte	-	56,921	-	-	51,540	51,540	5,381	-
Pct. 1 Colonia Adams & Black	-	36,695	-	-	26,755	26,755	9,940	-
Pct. 1 Valdez (Armando to Drain Ditch) - roads	-	73,495	-	-	73,495	73,495	-	-
Pct. 1 Minnesota Road (Goolie to Dillon) - roads	-	66,112	-	-	66,112	66,112	-	-
Pct. 1 Mile 2 E (BUS83 to Mile 6 N) - roads	-	19,893	-	-	19,893	19,893	-	-
Pct. 1 Mile 9 N (Mile 2 W to Mile 3 W)	-	59,974	-	-	59,974	59,974	-	-
Pct. 1 Whalen Road (Bus 83 to Moore)	-	12,275	-	-	6,138	6,138	-	6,138
Pct. 1 Nopal St (Crockett to Bus 83)	-	1,624	-	-	-	-	-	1,624
Pct. 1 Sioux Road (Tower to Val Verde)	-	90,835	-	-	90,835	90,835	-	-
Pct. 2 New Admin Building	-	25,568	-	-	25,568	25,568	-	-
Pct. 2 Tower Road (Moore to Bali) - roads	1,200,000	300,075	-	-	288,705	288,705	-	11,370
Pct. 2 L.J. Drain (S of Owassa)	-	211,027	-	-	211,027	211,027	-	-
Pct. 2 Cesar Chavez Drain	-	276,544	-	-	276,544	276,544	-	-
Pct. 2 Tower Road (Owassa to Alamo City Limit) - roads	1,000,000	350,679	-	-	347,079	347,079	3,600	-
Pct. 2 Compound - mechanic shop - land	625,000	2,355,007	-	-	2,285,702	2,285,702	35,869	33,436
Pct. 2 Cesar Chavez (Owassa to Sioux) - roads	1,000,000	-	-	-	-	-	-	-
Pct. 2 Minnesota Drain	-	427,936	-	-	426,936	426,936	-	1,000
Pct. 3 La Homa Road (SH 495 to FM 1924)	2,600,000	983,000	-	180	893,407	893,587	89,380	33
Pct. 3 Drainage Improvement	-	-	-	-	-	-	-	-
Pct. 3 Stewart Road Outfall	-	93,674	-	-	-	-	-	93,674
Pct. 3 Admin Facilities - ROW/Planning - buildings	1,060,000	-	-	-	-	-	-	-
Pct. 3 Drainage Equipment Yard - land	275,000	288,741	-	-	288,741	288,741	-	-
Pct. 3 Mile 2 N (Moorefield to La Homa)-roads	-	532,863	7,200	28,800	494,977	523,777	9,085	-
Pct. 3 Mile 2 N (Moorefield to Inspiration) - aid to other govt	-	456,500	-	-	348,536	348,536	808	107,156
Pct. 3 Liberty/Tom Gill (US 83 to FM 2221) - roads	-	567,770	-	-	567,770	567,770	-	-
Pct. 3 US 83/La Joya Relief Route - aid to other govt	-	75,000	-	-	74,961	74,961	39	-
Pct. 4 Drainage Improvement	2,600,000	-	-	-	-	-	-	-
Pct. 4 Aguilar Pond	-	-	-	-	-	-	-	-
Pct. 4 Fike Pond	-	41,402	-	-	32,551	32,551	8,851	-
Pct. 4 Alamo Acres Pocket Drainage	-	-	-	-	-	-	-	-
Pct. 4 Damian Acres Pocket Drainage	-	-	-	-	-	-	-	-
Pct. 4 Diana Estates Pocket Drainage	-	53	-	-	53	53	-	-
Pct. 4 Kaylen Heights Pocket Drainage	-	4,864	-	-	4,864	4,864	-	-
Pct. 4 Dickerson Pond	1,400,000	2,741,569	-	-	2,741,569	2,741,569	-	-
Pct. 4 North Branch Drain	-	675,489	-	-	675,489	675,489	-	-
Pct. 4 San Carlos Drain	-	-	-	-	-	-	-	-
Pct. 4 Schunior Drain	-	43,260	-	-	43,260	43,260	-	-
Pct. 4 Curry Drain	-	14,891	-	-	14,891	14,891	-	-
Pct. 4 Tex - Mex Drain	-	2,400	-	-	2,400	2,400	-	-
Pct. 4 Alamo Brisas Pocket Drainage	-	35	-	-	35	35	-	-
Pct. 4 Hoehn Subdivision-Drainage	-	941	-	-	941	941	-	-
Pct. 4 Hoehn Drain	-	2,617	-	-	2,617	2,617	-	-
Pct. 4 Tower Heights Drainage	-	1,600	-	-	1,600	1,600	-	-

County of Hidalgo, Texas
 Budget Status by Project
 Fund 1342 - Certificates of Obligation, Series 2010A&B
 Project Inception to July 31, 2016

Expenditures and Other Financing Uses	Original Budget	Adjusted Budget	Expenditures				Encumbrances	Balance
			Current Month	Current Year	Prior Years	Total		
Pct. 4 Bandera Estates Drainage	-	1,317	-	-	1,317	1,317	-	-
Pct. 4 Trenton Drain	-	55,227	-	-	55,227	55,227	-	-
Pct. 4 Four Queens Subdivision Drainage	-	1,317	-	-	1,317	1,317	-	-
Pct. 4 Faysville Pump	-	117,532	-	-	117,532	117,532	-	-
Pct. 4 New shop-Doolittle	-	-	-	-	-	-	-	-
Pct. 4 FM 1925(Kenyon-FM 907)-aid to other gov't	-	480,697	-	-	480,697	480,697	-	-
Pct. 4 New Administration Building 2-Doolittle	-	-	-	-	-	-	-	-
Pct. 4 New Warehouse-Doolittle	-	-	-	-	-	-	-	-
Pct. 4 FM 1017(0.1M W-0.8M W of US 281)-aid to other gov't	-	144,475	-	-	143,389	143,389	1,086	-
Sanitation								
Pct. 3 Sanitation Collection Site	65,000	63,114	-	-	63,114	63,114	-	-
Health and welfare								
Pct. 2 WIC/HHS - buildings	-	10,378	-	-	10,378	10,378	-	-
Culture - recreation								
Pct. 2 Lopezville Park	175,000	268,159	-	-	268,159	268,159	-	-
Pct. 4 Linn-San Manuel Brewster Park	-	180,805	-	-	180,805	180,805	-	-
Issuance Costs	476,190	453,042	-	-	453,042	453,042	-	-
Transfers Out - Capital Outlay	-	870,814	-	-	857,846	857,846	-	12,968
Transfers Out - TXDOT Projects	-	1,224,264	-	-	1,048,492	1,048,492	-	175,772
Total F1342 - Cert. of Oblig., Series 2010A&B	28,457,190	28,600,043	7,200	55,550	27,816,311	27,871,861	279,721	448,461

By Departments	Original Budget	Adjusted Budget	Expenditures				Encumbrances	Balance
			Current Month	Current Year	Prior Years	Total		
Election Warehouse - Capital Outlay	-	225,000	-	-	225,000	225,000	-	-
Executive Office - Ebony Plaza	-	1,085,393	-	-	1,085,393	1,085,393	-	-
Executive Office - Courthouse	-	848,351	-	-	848,351	848,351	-	-
Facilities Mgmt	10,706,000	6,592,666	-	8,924	6,518,524	6,527,448	63,724	1,494
Sheriff Pct. 1 Substation	1,275,000	1,271,133	-	-	1,271,133	1,271,133	-	-
Total Other Departments	11,981,000	10,022,543	-	8,924	9,948,401	9,957,325	63,724	1,494
Pct. 1 Drainage Projects	-	402,169	-	-	402,169	402,169	-	-
Pct. 1 Road Projects	4,000,000	3,400,457	-	15,179	3,341,996	3,357,175	31,729	11,553
Pct. 1 TXDOT Road Projects	-	243,299	-	-	240,013	240,013	-	3,286
Total Pct. 1	4,000,000	4,045,924	-	15,179	3,984,178	3,999,357	31,729	14,838
Pct. 2 Drainage Projects	-	915,506	-	-	914,506	914,506	-	1,000
Pct. 2 Road Projects	3,200,000	650,754	-	-	635,783	635,783	3,600	11,370
Pct. 2 New Office Complex	-	46,325	-	-	46,325	46,325	-	-
Pct. 2 Mechanic Shop	625,000	2,355,007	-	-	2,285,702	2,285,702	35,869	33,436
Pct. 2 L.J. Park	175,000	268,159	-	-	268,159	268,159	-	-
Pct. 2 TXDOT Road Projects	-	206,306	-	-	118,601	118,601	-	87,705
Total Pct. 2	4,000,000	4,442,057	-	-	4,269,077	4,269,077	39,469	133,512
Pct. 3 Drainage Projects	275,000	382,415	-	-	288,741	288,741	-	93,674
Pct. 3 Road Projects	2,600,000	2,615,133	7,200	28,980	2,379,652	2,408,632	99,312	107,189
Pct. 3 ROW/Planning Buildings	1,060,000	-	-	-	-	-	-	-
Pct. 3 Sanitation Collection Site	65,000	63,114	-	-	63,114	63,114	-	-
Pct. 3 TXDOT Road Projects	-	769,649	-	-	689,878	689,878	-	79,771
Total Pct. 3	4,000,000	3,830,311	7,200	28,980	3,421,385	3,450,365	99,312	280,634
Pct. 4 CRC Sunflowers / SH 107 - buildings	-	143,129	-	1,234	111,395	112,629	30,500	-
Pct. 4 Restitution Center - 1124 M. Road - bldg add & renov	-	226,124	-	-	226,124	226,124	-	-
Pct. 4 New Motor Pool - 1124 M. Road - buildings	-	268,543	-	-	263,488	263,488	5,050	5
Pct. 4 Linn San Manuel Emergency Facility - buildings	-	7,054	-	1,234	5,820	7,054	-	-
Pct. 4 Drainage Projects	4,000,000	3,704,515	-	-	3,695,664	3,695,664	8,851	-
Pct. 4 Road Projects	-	625,172	-	-	624,086	624,086	1,086	-
Pct. 4 New Shop-Doolittle	-	-	-	-	-	-	-	-
Pct. 4 New Administration Building 2-Doolittle	-	-	-	-	-	-	-	-
Pct. 4 New Warehouse-Doolittle	-	-	-	-	-	-	-	-
Pct. 4 Linn-San Manuel Brewster Park	-	180,805	-	-	180,805	180,805	-	-
Pct. 4 Capital Outlay -Linn-San Manuel Emergency Facility	-	645,814	-	-	632,846	632,846	-	12,968
Pct. 4 TXDOT Road Projects	-	5,010	-	-	-	-	-	5,010
Total Pct. 4	4,000,000	5,806,166	-	2,467	5,740,229	5,742,696	45,487	17,983
Issuance costs	476,190	453,042	-	-	453,042	453,042	-	-
Total F1342 - Cert. of Oblig., Series 2010A&B	28,457,190	28,600,043	7,200	55,550	27,816,311	27,871,861	279,721	448,461

County of Hidalgo, Texas
 Budget Status by Project
 Fund 1345 - Certificates of Obligation, Series 2014
 Project Inception to July 31, 2016

Expenditures and Other Financing Uses	Original Budget	Adjusted Budget	Expenditures			Total	Encumbrances	Balance
			Current Month	Current Year	Prior Years			
General Government								
Pct. 3 - CRC - buildings	-	435,268	-	-	-	-	-	435,268
Pct. 4 - CRC - Sunflower/SH 107 - bld add&renov	-	827,395	-	43,300	-	43,300	265,914	518,181
Fac Mgmt - Admin Building - 100 E Cano - bldg add&renov	-	21,718	-	-	9,081	9,081	7,924	4,714
Public Safety								
Jail - bldg add & renov	7,000,000	6,135,908	-	3,899	6,124,001	6,127,900	-	8,008
Highways and streets								
Pct. 1 - machinery & equipment	510,000	724,579	-	-	724,579	724,579	-	-
Pct. 1 - FM 493 (Mile 10 N - SH 107) - aid	-	150,463	-	-	21,030	21,030	129,434	-
Pct. 1 - Drainage Improvement - mach&equip	-	-	-	-	-	-	-	-
Pct. 1 - FM 493 (US 281 to BUS 83) - aid	-	15,000	-	-	-	-	15,000	-
Pct. 1 - Mile 12.5 N (FM88 - FM493) - aid	-	178,260	58,792	155,628	15,204	170,832	16,086	(8,658)
Pct. 1 - Sioux (Tower - Valverde) - roads	-	74,085	-	-	74,085	74,085	-	-
Pct. 1 - Mile 4 W (Mile 15 N - Mile 16 N) - roads	-	2,352	-	-	-	-	2,352	-
Pct. 1 - Border Rd (18th - 34th) - roads	-	965,170	-	558,417	-	558,417	406,753	-
Pct. 1 - 18th (Airport - FM1015) - roads	-	288,519	92,997	118,595	150,118	268,712	8,818	10,989
Pct. 1 - 10th N (Westgate- FM1015) - roads	-	-	-	-	-	-	-	-
Pct. 1 - Mile 15 (Mile 6 W - FM1015) - roads	-	56,217	-	-	56,217	56,217	-	-
Pct. 1 - Victoria Rd (Bus 83 - Exp83) - roads	-	102,220	-	-	102,220	102,220	-	-
Pct. 1 - Victoria Rd (Mile 9 1/2 - Mile 10) - roads	-	(0)	-	-	-	-	-	-
Pct. 1 - Spanish Palms (1015) - roads	-	368,965	-	198,842	159,161	358,003	7,770	3,191
Pct. 1 - Sioux (Tower - Audiemurphy) - roads	-	93,505	-	19,002	74,502	93,505	-	-
Pct. 1 - Norene (Mile 20 - Mile 19 1/2) - roads	-	82,924	-	-	75,182	75,182	7,742	-
Pct. 1 - Owassa (FM 907 - .2 Mile W 1423) - roads	-	-	-	-	-	-	-	-
Pct. 1 - Mile 2 East (Bus 83 - Mile 6 N) - roads	-	53,803	-	-	53,250	53,250	-	553
Pct. 1 - Mile 9 N (FM491 - Mile 1 E) - roads	-	41,274	-	-	-	-	39,481	1,793
Pct. 1 - Old La Blanca Rd (Mile 10 - Mile 11) - roads	-	46,077	-	7,656	-	7,656	38,421	-
Pct. 1 - Mile 10 N (FM493 - Victoria) - roads	-	79,781	5,027	78,254	-	78,254	1,526	-
Pct. 1 - Quintero Street - roads	-	35,296	-	8,129	-	8,129	16,994	10,173
Pct. 1 Quintero Street - roads	-	161,155	-	-	-	-	161,155	-
Pct. 1 - La Milpas Subdivision - roads	-	1,789	-	-	886	886	903	-
Pct. 1 - Lorenzana Subdivision - roads	-	4,003	-	4,003	-	4,003	-	-
Pct. 1 - Tijerina Estates - roads	-	6,094	-	1,459	-	1,459	4,594	41
Pct. 2 - Tower (Moore - Balli) - roads	-	4,781	-	-	-	-	4,781	-
Pct. 2 - Southfork Estases - drainage	-	196,877	-	-	182,147	182,147	14,730	-
Pct. 2 - Sioux (I Rd - Raul Longoria) - aid	-	518,989	-	113,087	405,168	518,254	(0)	735
Pct. 2 - Eldora - aid	-	339,440	-	209,263	67,040	276,303	37,487	25,650
Pct. 2 - machinery & equipment	-	305,173	-	74,152	54,921	129,073	603	175,497
Pct. 2 - Eldora (I69C - FM 907) - arch & eng	-	-	-	-	-	-	-	-
Pct. 2 - Eldora (I69C - Jackson) - arch & eng	-	-	-	-	-	-	-	-
Pct. 2 - Sioux (I Rd - Cesar Chavez) - arch & eng	-	-	-	-	-	-	-	-
Pct. 2 - US 83 to 2nd (10 - FM 2061) - arch & eng	-	-	-	-	-	-	-	-
Pct. 2 - Cesar Chavez (Bus 83 - Nolana Lp) - arch & eng	-	-	-	-	-	-	-	-
Pct. 2 - Mechanic Shop - buildings	-	40,466	-	-	-	-	40,446	20
Pct. 2 - Eldora (Jackson - I Rd) - aid	-	893,159	-	112,411	292,338	404,749	488,410	-
Pct. 2 - Las Milpas (McColl-Jckson)	-	209,935	16,113	86,168	-	86,168	76,103	47,664
Pct. 2 - Yuma Avenue (Jackson - Mcoll) - aid	-	600,000	-	65,669	-	65,669	99,514	434,817
Pct. 3 - Drainage Improvement Project - other	-	172,958	-	-	-	-	-	172,958
Pct. 3 - Mile 3 N (FM495 - FM2221) - roads	-	1,583,862	19,800	378,061	1,069,294	1,447,355	133,545	2,962
Pct. 3 - Prairie View Heights Phase I - drainage	-	17,931	-	-	-	-	17,931	-
Pct. 3 - Prairie View Heights Phase II - drainage	-	114,283	-	-	-	-	47,434	66,848
Pct. 3 - Stewart Road Outfall - drainage	-	77,016	-	-	-	-	-	77,016
Pct. 3 - Veterans Blvd (SH495) - roads	-	462,000	14,985	286,596	102,816	389,412	32,158	40,430
Pct. 3 - Taylor Rd (US 83 - Mile 2) - roads	-	419,295	-	-	419,295	419,295	-	-
Pct. 3 - Texas Rd (Mile 8 - Mile 10) - roads	-	250,000	-	106,649	50,131	156,780	10,536	82,684
Pct. 3 - Doffing Rd (Mile 8.5 - Mile 9) - roads	-	100,000	-	-	-	-	-	100,000
Pct. 3 - FM 676 (SH 364 - Taylor) - roads	-	96,975	-	-	-	-	-	96,975
Pct. 4 - machinery & equipment	-	235,784	-	-	-	-	-	235,784
Pct. 4 - Curry Estates - drainage	-	1,325	-	-	-	-	1,325	-
Pct. 1 - CR333 Bridge - ICA With Willacy County	-	5,100	-	-	-	-	2,000	3,100
Culture - recreation								
Pct. 2 - Lopezville Park - land & improvements	-	241,451	-	-	-	-	10,707	230,743
Pct. 2 - Regional Linear Park - aid	-	594,961	-	138,949	211,935	350,883	244,078	-
Pct. 2 - Palmer Pavillion - buildings	-	72,000	-	13,045	-	13,045	56,366	2,589
Pct. 4 - Sunflower Park - improvements	-	16,558	-	-	804	804	1,087	14,668
Issuance costs	272,996	272,996	-	-	272,996	272,996	-	-
Transfer Out - TXDOT	-	2,716,409	-	1,439	1,111,095	1,112,534	-	1,603,875
Total F1345 - Cert. of Oblig., Series 2014	7,782,996	21,511,546	207,714	2,782,672	11,879,496	14,662,169	2,450,108	4,399,269

County of Hidalgo, Texas
 Budget Status by Project
 Fund 1347 - Certificates of Obligation, Series 2015A
 Project Inception to July 31, 2016

Expenditures and Other Financing Uses	Original Budget	Adjusted Budget	Expenditures			Total	Encumbrances	Balance
			Current Month	Current Year	Prior Years			
Highways and streets								
Pct. 1 - Mile 6 W (BUS 83 - SH 107) - roads	4,000,000	-	-	-	-	-	-	-
Pct. 1 - Mile 12 1/2 N (FM1015 - Mile 2 W) - roads	-	60,000	-	54,624	-	54,624	4,730	645
Pct. 1 - 18th (Airport - FM1015) - roads	-	20,000	2,622	6,639	-	6,639	5,552	7,809
Pct. 1 - Mile 10 N (SH 68 - FM 1015) - roads	-	2,453	-	-	-	-	653	1,800
Pct. 1 - Mile 12 1/2 (Mile 6 - FM 493) - roads	-	-	-	-	-	-	-	-
Pct. 1 - Mile 12 N (FM 1015 - Mile 2 W) - roads	-	202,265	-	182,240	-	182,240	14,525	5,500
Pct. 1 - Mile 17 N (FM 1015 - FM 491) - roads	-	179,687	65,201	160,039	10,387	170,426	1,883	7,378
Pct. 1 - Mile 4 W (Mile 10 N - Mile 12 N) - roads	-	810,828	45,316	614,637	-	614,637	196,191	-
Pct. 1 - Mile 9 N (FM 491-M1E) - roads	-	59,172	-	-	-	-	58,800	372
Pct. 1 - Old La Blanca - roads	-	410,000	-	-	-	-	370,208	39,792
Pct. 1 - Colonia del Noreste - roads	-	350,700	-	-	-	-	40,815	309,885
Pct. 1 - Goolie Rd (Mile 9 - Minnesota) - roads	-	60,000	-	-	-	-	54,055	5,945
Pct. 1 - South Airport Drive (Mile 5 - Mile 4 1/2 N) - roads	-	65,000	-	-	-	-	64,493	507
Pct. 1 - Mile 11 N (FM 1015 - Mile 1 W) - roads	-	50,000	-	-	-	-	46,077	3,923
Pct. 1 - Mile 14 1/2 N (Mile 6 - Mile 4 W) -roads	-	199,300	-	-	-	-	195,377	3,923
Pct. 1 - Mile 16 N (FM 1015 - Mile 4 W) - roads	-	87,330	-	-	-	-	86,959	371
Pct. 1 - Mile 12 1/2 N (Westgate - 8195 ft) - roads	-	175,718	-	-	-	-	160,550	15,167
Pct. 1 - Mile 12 N (FM 228 - Westgate) - roads	-	80,000	-	-	-	-	75,400	4,600
Pct. 2 - Cesar Chavez (Bus 83 - Nolana Lp) - roads	1,046,459	-	-	-	-	-	-	-
Pct. 3 - Liberty/Tom Gill (US 83 - FM2221) - aid	3,158,809	3,158,809	72,911	634,580	107,896	742,477	1,875,823	540,509
Pct. 3 - FM 676 (SH 364 - Taylor) - roads	496,975	896,975	-	-	-	-	737,400	159,575
Pct. 3 - South Detention Basin - drainage	344,216	2,558,625	4,500	1,015,517	12,750	1,028,267	204,004	1,326,354
Pct. 4 - 10th Street (SH 107 - FM 1925) - roads	1,476,517	256,136	-	-	-	-	-	256,136
Pct. 4 - FM 1925 (FM 907 - Sharp) - roads	1,230,864	1,230,864	-	-	-	-	-	1,230,864
Pct. 4 - Ware Rd (Mile 3 N - Mile 5 N) - roads	1,266,465	199,465	-	-	-	-	-	199,465
Pct. 4 - FM 1925 (1,500ft W 10th - Ware) - roads	681,350	681,350	-	142,940	-	142,940	538,410	-
Pct. 4 - Mile 5 (Taylor - Ware) - roads	671,870	671,870	-	109,572	-	109,572	562,298	-
Pct. 4 - Overpass (SH 107 & Schunior) - roads	458,525	230,727	-	178,146	41,407	219,554	11,173	-
Culture - recreation								
Pct. 2 - Regional Park	1,167,950	-	-	-	-	-	-	-
Issuance costs	-	230,422	-	-	225,305	225,305	-	5,116
Transfer Out - TXDOT	-	3,302,726	-	89,612	517,179	606,791	-	2,695,935
Total F1347 - Cert. of Oblig., Series 2015A	16,000,000	16,230,422	190,549	3,188,547	914,925	4,103,473	5,305,378	6,821,571

County of Hidalgo, Texas
 Budget Status by Project
 Fund 1350 - Certificates of Obligation, Series 2016
 Project Inception to July 31, 2016

Expenditures and Other Financing Uses	Original Budget	Adjusted Budget	Expenditures			Total	Encumbrances	Balance
			Current Month	Current Year	Prior Years			
General Government								
Elections - voting machines	5,759,000	5,759,000	-	-	-	-	-	5,759,000
Purchasing - vehicles	31,400	31,400	-	-	-	-	-	31,400
Planning - vehicles	41,400	41,400	-	-	-	-	-	41,400
Courthouse & Judicial Building - buildings	9,000,000	9,000,000	-	-	-	-	-	9,000,000
Fac Mgmt - vehicles	44,400	44,400	-	-	-	-	-	44,400
Public Safety								
Sheriff - vehicles	2,500,000	2,500,000	-	-	-	-	-	2,500,000
Constable Pct. 1 - vehicles	150,000	150,000	-	-	-	-	-	150,000
Constable Pct. 2 - vehicles	150,000	150,000	-	-	-	-	-	150,000
Constable Pct. 3 - vehicles	150,000	150,000	-	-	-	-	-	150,000
Constable Pct. 4 - vehicles	150,000	150,000	-	-	-	-	-	150,000
Fire Marshal - vehicles	40,900	40,900	-	-	-	-	-	40,900
Emergency Mgmt - vehicles	36,400	36,400	-	-	-	-	-	36,400
Highways and streets								
Pct. 1 - machinery & equipment	478,731	478,731	-	-	-	-	-	478,731
Pct. 1 - vehicles	150,000	150,000	-	-	-	-	-	150,000
Pct. 1 Colonia Del Noreste - roads	271,269	271,269	-	-	-	-	-	271,269
Pct. 1 Goolie Road (Mile 9-Minnesota) - roads	900,000	900,000	-	-	-	-	-	900,000
Pct. 1 Mile 11 N (FM 1015 - Mile 1 West) - roads	900,000	900,000	-	-	-	-	-	900,000
Pct. 1 Mile 14½ N (Mile 6 W - Mile 4 W) - roads	900,000	900,000	-	-	-	-	-	900,000
Pct. 1 Mile 12½ N (Westgate - 8195 Ft) - roads	400,000	400,000	-	-	-	-	-	400,000
Pct. 1 Mile 12 N (FM 88 - Westgate) - roads	80,000	80,000	-	-	-	-	-	80,000
Pct. 1 El Obispado Subdivision - roads	280,000	280,000	-	-	-	-	-	280,000
Pct. 1 Mile 12 N (FM 493 - Old La Blanca) - roads	40,000	40,000	-	-	-	-	-	40,000
Pct. 2 - vehicles	150,000	150,000	-	-	-	-	-	150,000
Pct. 2 - machinery & equipment	750,000	750,000	-	-	-	-	-	750,000
Pct. 2 Cesar Chavez (BUS 83 - Nolana Loop) - roads	2,706,535	2,706,535	-	-	-	-	-	2,706,535
Pct. 2 Countywide Mechanic Shop Facility - buildings	1,200,000	1,200,000	-	-	-	-	-	1,200,000
Pct. 2 ICA Eldora (Jackson - I Rd) - aid	2,079,202	2,079,202	-	-	-	-	-	2,079,202
Pct. 3 Liberty / Tom Gil (83 - FM 2221) - roads	1,054,854	1,054,854	-	-	-	-	-	1,054,854
Pct. 3 Shary (FM 1924 - SH 107) - aid	980,737	980,737	-	-	-	-	-	980,737
Pct. 3 - vehicles	150,000	150,000	-	-	-	-	-	150,000
Pct. 3 South Detention Basin - drainage	3,000,000	3,000,000	-	-	-	-	-	3,000,000
Pct. 4 - machinery & equipment	1,261,203	1,261,203	-	-	-	-	-	1,261,203
Pct. 4 - vehicles	150,000	150,000	-	-	-	-	-	150,000
Pct. 4 Owassa Acres (Alberta - D.End) - roads	122,080	122,080	-	-	-	-	-	122,080
Pct. 4 Brenda Estates (Tower - D.End) - roads	69,720	69,720	-	-	-	-	-	69,720
Pct. 4 Rincon Del Valle 4 (Tower - D.End) - roads	72,940	72,940	-	-	-	-	-	72,940
Pct. 4 Rincon Del Valle 3 (Tower - D.End) - roads	98,000	98,000	-	-	-	-	-	98,000
Pct. 4 Tejano Estates 1 (Tower - D.End) - roads	59,500	59,500	-	-	-	-	-	59,500
Pct. 4 Cesar Chavez Road (Owassa - Iowa) - roads	232,983	232,983	-	-	-	-	-	232,983
Pct. 4 Valverde Road (SH 107 - Monte Cristo) - roads	232,983	232,983	-	-	-	-	-	232,983
Pct. 4 Tower Road (SH 107 - Monte Cristo) - roads	315,000	315,000	-	-	-	-	-	315,000
Health and welfare								
Hhsd - vehicles	105,500	105,500	-	-	-	-	-	105,500
Culture - recreation								
Pct. 2 Regional Park - improvements	1,514,263	1,514,263	-	-	-	-	-	1,514,263
Pct. 2 Palmer Pavilion - buildings	1,200,000	1,200,000	-	-	-	-	-	1,200,000
Issuance costs								
	-	-	407,820	417,320	-	417,320	-	(417,320)
Total F1350 - Cert. of Oblig., Series 2016	39,959,000	39,959,000	407,820	417,320	-	417,320	-	39,541,680

County of Hidalgo, Texas
Project Summary
Precinct 1 - Roads
Project Inception to July 31, 2016

Funding Sources	Original Budget	Budget Amendment	Adjusted Budget	Total Expenditures	Encumbrance	Balance
F1331	3,500,000	518,236	4,018,236	4,018,236	-	-
F1332	3,500,000	(613,596)	2,886,404	2,886,404	-	-
F1334	1,800,000	(116,757)	1,683,243	1,683,243	-	-
F1336	3,819,000	(231,674)	3,587,326	3,587,326	-	-
F1339	-	380,832	380,832	380,832	-	-
F1342	3,817,994	(2,666,059)	1,151,935	1,151,935	-	-
F1345	510,000	214,579	724,579	724,579	-	-
Total	16,946,994	(2,514,438)	14,432,556	14,432,556	-	-

Vendor	Expenditures							Total	Encumbrance	Total Expenditures + Encumbrance
	F1331	F1332	F1334	F1336	F1339	F1342	F1345			
Act Pipe & Supply	-	-	-	14,539	-	825	-	15,364	-	15,364
Alamo Concrete Products Ltd.	-	-	-	-	-	10,240	-	10,240	-	10,240
Alamo Sales Corporation	-	-	-	-	-	102,000	-	102,000	-	102,000
Alcocer Garcia Associates Design Consulting	-	-	2,500	-	-	-	-	2,500	-	2,500
Anderson Equipment Co., Inc.	-	-	74,624	103,088	-	-	-	177,712	-	177,712
Chemical Lime, Ltd.	-	-	-	990	-	-	-	990	-	990
City of Mercedes	-	312,342	-	-	-	-	-	312,342	-	312,342
Closher Equipment Co.	-	-	-	266,615	-	-	-	266,615	-	266,615
Dirt Depot & Supplies, Inc.	520	-	-	-	-	-	-	520	-	520
Dogget Heavy Machinery Services, LLC	-	-	-	-	-	-	196,659	196,659	-	196,659
Dos Land Surveying	-	-	-	38,666	-	-	-	38,666	-	38,666
Dos Logistics, Inc.	-	-	-	88,057	-	-	-	88,057	-	88,057
Dubose Interests, LLC	-	-	-	10,810	-	-	-	10,810	-	10,810
EN-1 LLC DBA Roadbond Service Co.	-	-	28,243	-	-	-	-	28,243	-	28,243
Frontera Materials, Inc.	789,113	348,179	365,581	1,088,144	-	219,142	-	2,810,159	-	2,810,159
Guerra Construction Co.	-	-	-	-	-	499,930	-	499,930	-	499,930
Guzman & Munoz Engineering & Surveying	-	-	-	-	-	79,200	-	79,200	-	79,200
H & V Equipment, Inc.	-	-	52,681	143,022	-	-	-	195,703	-	195,703
Hanson Pipe & Precast, Inc.	-	-	-	1,392	-	17,012	-	18,404	-	18,404
Holt Texas, Ltd.	-	-	-	302,126	-	-	-	302,126	-	302,126
Hughes Supply, Inc.	20,990	6,474	-	-	-	-	-	27,464	-	27,464
Ingram Compaction, LLC	-	-	-	123,052	-	-	-	123,052	-	123,052
Internal Revenue Service	-	-	13,533	-	-	-	-	13,533	-	13,533
International Roadbond Ltd.	-	-	-	19,950	-	-	-	19,950	-	19,950
Javier Hinojosa Engineering	-	-	-	60,627	-	-	-	60,627	-	60,627
J.R. Construction	46,575	-	-	-	-	-	-	46,575	-	46,575
John Blackstead DBA PMI	-	-	75,192	-	-	-	-	75,192	-	75,192
John Deere Co.	-	-	-	-	-	58,346	-	58,346	-	58,346
Koch Material Co.	85,483	55,696	-	-	-	-	-	141,179	-	141,179
Lansdowne-Moody Co., Inc.	-	-	-	69,561	-	-	-	69,561	-	69,561
L & G Engineering Laboratory, LLC	-	-	-	29,386	-	3,969	-	33,354	-	33,354
Magic Valley Concrete, Ltd.	-	-	-	-	-	539	-	539	-	539
Martin Marietta Materials Southwest, Ltd.	-	-	-	82,812	-	17,229	-	100,041	-	100,041
M.C. Hauling Services	60,416	-	-	-	-	-	-	60,416	-	60,416
Moya Dump Truck	33,853	-	-	-	-	-	-	33,853	-	33,853
National Waterworks	-	-	8,428	2,502	-	-	-	10,930	-	10,930
Nueces Power Equipment	-	-	-	-	-	-	45,000	45,000	-	45,000
Pavement Markings, Inc.	92,430	46,533	46,989	63,690	-	11,965	-	261,607	-	261,607
Performance Grade Asphalt, LLC	-	-	13,464	61,547	-	-	-	75,011	-	75,011
Philpott Motors, Ltd.	-	-	-	22,540	-	-	-	22,540	-	22,540
Power Pro Concrete Cutting, LLC	-	-	-	1,288	-	-	-	1,288	-	1,288
PSI Professional Services Industries	-	3,893	-	-	-	-	-	3,893	-	3,893
Professional Service Industries, Inc.	-	4,222	10,618	-	-	-	-	14,840	-	14,840
Quintanilla, Heady & Associates, Inc.	353,356	-	-	-	-	-	-	353,356	-	353,356
Raba-Kistner Consultants, Inc.	1,397	-	-	-	-	-	-	1,397	-	1,397
Rental Service Corporation	1,640	-	-	-	-	-	-	1,640	-	1,640
Rio Valley Pipe, LLC	-	-	9,357	1,544	-	11,695	-	22,596	-	22,596
Rodriguez Engineering	700,940	303,944	85,938	259,862	-	-	-	1,350,684	-	1,350,684
Rush Truck Center	-	-	135,566	257,152	380,832	-	469,913	1,243,463	-	1,243,463
S & G Paving Co.	488,042	1,147,810	300,099	-	-	-	-	1,935,951	-	1,935,951
Sascon, Inc.	337,042	360,596	-	-	-	-	-	697,638	-	697,638
Seiver Implement Co.	-	-	57,129	-	-	-	-	57,129	-	57,129
Superior Disposal Systems	-	18,000	-	-	-	-	-	18,000	-	18,000
TEDSI Infrastructure Group, Inc.	645,781	-	258,989	-	-	-	-	904,769	-	904,769
Texas Department of Transportation	-	4,000	-	-	-	-	-	4,000	-	4,000
The Monitor	6,429	2,622	1,462	-	-	-	-	10,512	-	10,512
Triple R Trucking, Inc.	158,736	-	-	-	-	-	-	158,736	-	158,736
United Rentals Inc.	-	-	-	-	-	-	13,007	13,007	-	13,007
Universal Truckers, Inc.	187,126	237,008	138,895	473,412	-	75,094	-	1,111,536	-	1,111,536
Valley Caliche Products, Inc.	4,164	35,083	-	-	-	-	-	39,247	-	39,247
Valley Boring Service, LLC	-	-	-	-	-	44,750	-	44,750	-	44,750
Varmicon Industries, Inc.	4,206	-	3,958	952	-	-	-	9,116	-	9,116
Total	4,018,236	2,886,404	1,683,243	3,587,326	380,832	1,151,935	724,579	14,432,556	-	14,432,556

County of Hidalgo, Texas
Project Summary
Precinct 2 - Roads
Project Inception to July 31, 2016

Funding Sources	Original Budget	Budget Amendment	Adjusted Budget	Total Expenditures	Encumbrance	Balance
F1331	3,500,000	(1,592,409)	1,907,591	1,907,591	-	-
F1332	1,500,000	(1,343,480)	156,520	156,520	-	-
F1336	2,000,000	(956,420)	1,043,580	1,043,580	-	-
F1339	-	118,048	118,048	118,048	-	-
Total	7,000,000	(3,774,261)	3,225,739	3,225,739	-	-

Vendor	Expenditures					Encumbrance	Total Expenditures + Encumbrance
	F1331	F1332	F1336	F1339	Total		
Alonzo, Assencion & Maria	10,500	-	-	-	10,500	-	10,500
Anderson Equipment Co., Inc	-	-	103,088	-	103,088	-	103,088
Atlas & Hall, LLP	135	-	-	-	135	-	135
BD Holt Co.	-	-	14,103	118,048	132,151	-	132,151
Bill Granot, Inc.	129,637	-	-	-	129,637	-	129,637
Cantu, Mr. & Mrs. Jose C.	13,500	-	-	-	13,500	-	13,500
Central Ready Mix Concrete	2,324	-	-	-	2,324	-	2,324
Connect Infrastructure & Development	18,375	-	-	-	18,375	-	18,375
Contech Construction	81,852	-	-	-	81,852	-	81,852
Delta Specialties Supply	1,320	-	-	-	1,320	-	1,320
Frontera Materials, Inc.	113,635	-	-	-	113,635	-	113,635
H & V Equipment, Inc.	137,131	-	31,757	-	168,888	-	168,888
Hi-Tech Irrigation Inc.	3,437	-	-	-	3,437	-	3,437
Hidalgo County Irrigation	5,095	-	-	-	5,095	-	5,095
Holt Rental Services	676	-	-	-	676	-	676
Holt Texas	-	-	265,513	-	265,513	-	265,513
J-III Concrete Co, Inc.	740	-	-	-	740	-	740
Jimenez, Fernando & Norma	21,261	-	-	-	21,261	-	21,261
KVS Family Limited	40,552	-	-	-	40,552	-	40,552
Lansdowne-Moody Co, Inc	-	-	98,610	-	98,610	-	98,610
Leonel Garza, Jr. & Associates, LLC	14,200	-	-	-	14,200	-	14,200
Lowe's Bus. Account	243	-	-	-	243	-	243
Martinez, Mr. & Mrs. Alberto C.	6,680	-	-	-	6,680	-	6,680
Martin Farm & Ranch Supply	921	-	-	-	921	-	921
McAllen Construction	32,740	-	-	-	32,740	-	32,740
McCoy's Building Supply	1,339	-	-	-	1,339	-	1,339
Montalvo & Ramirez, Law Office of	28,330	-	-	-	28,330	-	28,330
National Waterworks	976	-	-	-	976	-	976
Noe Gonzalez, JNR	1,000	-	-	-	1,000	-	1,000
R. Gutierrez Engineering	62,154	-	-	-	62,154	-	62,154
Rio Valley Pipe, Ltd.	37,950	-	-	-	37,950	-	37,950
Rush Truck Center	-	156,520	259,184	-	415,704	-	415,704
S & G Paving Co.	928,415	-	-	-	928,415	-	928,415
Schuster, Carl & Morley	23,137	-	-	-	23,137	-	23,137
Sea Garden Sales DBA SGS Industrial	42	-	-	-	42	-	42
Shepler's	1,180	-	-	-	1,180	-	1,180
South Texas Land Investigations	25,850	-	-	-	25,850	-	25,850
The Home Depot CRC	643	-	-	-	643	-	643
Texas Department of Transportation	18,531	-	-	-	18,531	-	18,531
Tully A. Mayer Limited	14,992	-	-	-	14,992	-	14,992
Universal Truckers, Inc.	70,171	-	-	-	70,171	-	70,171
Valley Caliche Products, Inc.	737	-	-	-	737	-	737
Valley Hardware Co., Inc.	40	-	-	-	40	-	40
Varmicon Industries, Inc.	43,933	-	-	-	43,933	-	43,933
Vasquez, Exiquio & Irma	2,772	-	-	-	2,772	-	2,772
W.T. Liston Company	10,448	-	-	-	10,448	-	10,448
Waukesha-Pearce Industries, Inc.	-	-	271,325	-	271,325	-	271,325
Total	1,907,591	156,520	1,043,580	118,048	3,225,739	-	3,225,739

County of Hidalgo, Texas
Project Summary
Precinct 3 - Roads
Project Inception to July 31, 2016

Funding Sources	Original Budget	Budget Amendment	Adjusted Budget	Total Expenditures	Encumbrance	Balance
F1331	3,500,000	142,690	3,642,690	3,642,690	-	-
F1332	3,248,400	(1,389,299)	1,859,101	1,859,101	-	-
F1334	2,800,000	(2,582,385)	217,615	217,615	-	-
F1336	3,828,000	(1,927,018)	1,900,982	1,900,982	-	-
Total	13,376,400	(5,756,012)	7,620,388	7,620,388	-	-

Vendor	Expenditures				Total	Encumbrance	Total Expenditures + Encumbrance
	F1331	F1332	F1334	F1336			
A & E Paving Construction	8,617	-	-	-	8,617	-	8,617
Anderson Equipment Co., Inc.	-	170,694	-	-	170,694	-	170,694
Art's A & A Truck City USA	-	26,600	-	-	26,600	-	26,600
Asphalt Zipper Inc.	-	-	-	91,807	91,807	-	91,807
Atlas & Hall, LLP, Trustee	-	-	200,020	-	200,020	-	200,020
Benny's Caliche Hauling Service	-	42,627	-	-	42,627	-	42,627
Brigg's Equipment	-	26,000	-	-	26,000	-	26,000
Closner Construction Co.	63,558	-	-	-	63,558	-	63,558
Cooper Equipment Company	65,358	-	-	-	65,358	-	65,358
Dallas Mack Sales LP	-	75,218	-	-	75,218	-	75,218
Dickson Equipment Co., Inc.	-	25,367	-	-	25,367	-	25,367
Doggett Heavy Machinery Services, Ltd.	-	-	-	645,286	645,286	-	645,286
Frontera Materials, Inc.	123,606	178,878	-	-	302,484	-	302,484
Grafco Texas, Inc.	-	32,944	-	-	32,944	-	32,944
Hinojosa Engineering, Inc.	-	81,694	-	-	81,694	-	81,694
Holt Texas Ltd. DBA Holt Power Systems	-	-	-	467,840	467,840	-	467,840
Houghes Supply, Inc.	8,654	-	-	-	8,654	-	8,654
Houston-Galveston Area Council	-	38,167	-	-	38,167	-	38,167
Javier Hinojosa Engineering	329,421	-	-	-	329,421	-	329,421
J.C. Brown, Inc.	-	48,688	-	-	48,688	-	48,688
J.M. Construction, Inc.	-	-	-	204,722	204,722	-	204,722
Jimmy Closner & Sons Construction Co.	342,590	-	-	-	342,590	-	342,590
John Deere Government & National Sales	10,990	62,031	-	54,259	127,280	-	127,280
Koch Material Co.	10,435	-	-	-	10,435	-	10,435
La Joya Water Supply Corp.	-	-	3,225	-	3,225	-	3,225
L & G Consulting Engineers, Inc.	1,038	107,456	-	3,822	112,316	-	112,316
L & R Precast Concrete Works, Inc.	10,820	-	-	-	10,820	-	10,820
Mission Paving Co., Inc.	318,963	76,935	-	-	395,898	-	395,898
National Waterworks	8,820	-	-	-	8,820	-	8,820
Pavement Markings, Inc.	26,553	8,735	-	2,565	37,853	-	37,853
Perez Fence Inc.	-	-	14,370	-	14,370	-	14,370
Philpott Motors, Ltd.	14,869	35,988	-	-	50,857	-	50,857
Raba-Kistner Consultants, Inc.	13,437	3,368	-	-	16,805	-	16,805
R.B. Everett	-	48,408	-	-	48,408	-	48,408
Rio Valley Pipe, LLC	902	-	-	-	902	-	902
Rush Truck Center Pharr Peterbilt	91,619	230,073	-	399,496	721,188	-	721,188
Sascon, Inc.	-	353,204	-	-	353,204	-	353,204
S & G Paving Co.	1,230,426	80,472	-	-	1,310,898	-	1,310,898
Superior Disposal Systems	50,000	-	-	-	50,000	-	50,000
Triple R Trucking, Inc.	35,859	8,434	-	-	44,294	-	44,294
Universal Truckers, Inc.	5,636	-	-	-	5,636	-	5,636
Valley Caliche Products, Inc.	842,097	74,119	-	31,185	947,401	-	947,401
Varmicon Industries, Inc.	28,421	-	-	-	28,421	-	28,421
Vermeer Equipment of Texas, Inc.	-	23,000	-	-	23,000	-	23,000
Total	3,642,690	1,859,101	217,615	1,900,982	7,620,388	-	7,620,388

County of Hidalgo, Texas
Project Summary
Precinct 4 - Roads
Project Inception to July 31, 2016

Funding Sources	Original Budget	Budget Amendment	Adjusted Budget	Total Expenditures	Encumbrance	Balance
F1331	3,500,000	-	3,500,000	3,500,000	-	-
F1332	1,500,000	(140,103)	1,359,897	1,359,897	-	-
F1334	1,200,000	(1,200,000)	-	-	-	-
F1336	2,700,000	(275,841)	2,424,159	2,424,159	-	-
F1341	-	539,203	539,203	502,137	31,109	5,957
F1345	-	235,784	235,784	-	-	235,784
Total	8,900,000	(840,957)	8,059,043	7,786,194	31,109	241,741

Vendor	Expenditures							Encumbrance	Total Expenditures + Encumbrance
	F1331	F1332	F1334	F1336	F1341	F1345	Total		
A & E Paving Construction	6,623	-	-	-	-	-	6,623	-	6,623
Acosta, Felipe & Berta	4,690	-	-	-	-	-	4,690	-	4,690
Aguirre & Patterson Inc.	250	-	-	-	-	-	250	-	250
Air Burners, LLC	-	-	-	122,763	-	-	122,763	-	122,763
Amigo Implement Co. Inc.	-	-	-	-	27,688	-	27,688	-	27,688
Atlas & Hall, LLP	-	5,724	-	-	-	-	5,724	-	5,724
BD Holt Co	-	-	-	-	474,449	-	474,449	26,864	501,313
Caldwell Country Chevrolet	-	-	-	88,346	-	-	88,346	-	88,346
Cantu, Mr. & Mrs. Jose Javier	-	22,455	-	-	-	-	22,455	-	22,455
Cardenas, Alonzo	-	1,000	-	-	-	-	1,000	-	1,000
Closner Construction Co.	7,973	-	-	-	-	-	7,973	-	7,973
Cooper Equipment Company	-	-	-	39,636	-	-	39,636	-	39,636
Eagle Asphalt Products, Inc.	9,639	-	-	-	-	-	9,639	-	9,639
Esparza Pest Control	6,010	-	-	-	-	-	6,010	-	6,010
FESCO, Ltd	22,500	-	-	-	-	-	22,500	-	22,500
Frontera Materials, Inc.	506,702	126,228	-	150,190	-	-	783,120	-	783,120
Garza, Abraham & Nora V.	3,160	-	-	-	-	-	3,160	-	3,160
Garza, Eliobardo & Maria	4,000	-	-	-	-	-	4,000	-	4,000
Heina, Marion D. & Lana Sue	-	39,600	-	-	-	-	39,600	-	39,600
Hidalgo County Pct. 4	(292)	-	-	-	-	-	(292)	-	(292)
Holt Texas, Ltd.	-	-	-	1,035,211	-	-	1,035,211	-	1,035,211
Hughes Supply, Inc.	25,030	52,442	-	-	-	-	77,472	-	77,472
Ibarra, Ignacio & Minerva	3,930	-	-	-	-	-	3,930	-	3,930
Industrial Distribution Group, Inc.	-	-	-	-	-	-	-	4,245	4,245
Interstate Trailers, Inc.	-	-	-	49,633	-	-	49,633	-	49,633
JCJJI, LTD	35,640	-	-	-	-	-	35,640	-	35,640
J.E. Saenz & Associates, Inc.	-	149,202	-	-	-	-	149,202	-	149,202
Jenny Durbin Trucking	23,000	-	-	-	-	-	23,000	-	23,000
Juan D. Salinas, III	-	2,500	-	-	-	-	2,500	-	2,500
Koch Material Co.	8,024	-	-	-	-	-	8,024	-	8,024
La Iglesia Central de Edinburg	10,780	-	-	-	-	-	10,780	-	10,780
Law Offices of M. Mario Garcia, P.C.	-	1,000	-	-	-	-	1,000	-	1,000
Leonel Garza Jr. & Associates, LLC	750	-	-	-	-	-	750	-	750
Livesay Law Office	-	1,000	-	-	-	-	1,000	-	1,000
L & G Engineering Laboratory, LLC	-	3,394	-	-	-	-	3,394	-	3,394
L & R Precast Concrete Works, Inc.	-	1,465	-	-	-	-	1,465	-	1,465
Longhorn Paving	6,000	-	-	-	-	-	6,000	-	6,000
Martin Marietta Materials	29,335	-	-	-	-	-	29,335	-	29,335
Millenium Engineers Group, Inc.	-	15,939	-	-	-	-	15,939	-	15,939
Mission Paving Co., Inc.	1,153,602	435,783	-	-	-	-	1,589,385	-	1,589,385
MSGM, LLC	11,600	-	-	-	-	-	11,600	-	11,600
National Waterworks	-	15,680	-	-	-	-	15,680	-	15,680
Pavement Markings, Inc.	64,265	23,074	-	9,880	-	-	97,220	-	97,220
Performance Grade Asphalt, LLC	-	10,392	-	4,501	-	-	14,893	-	14,893
Philpott Motors, Ltd.	-	-	-	68,912	-	-	68,912	-	68,912
Quintanilla, Headley & Associates, Inc.	565,505	-	-	-	-	-	565,505	-	565,505
Raba-Kistner Consultants	6,019	-	-	-	-	-	6,019	-	6,019
Ramirez, Lizbeth	-	1,000	-	-	-	-	1,000	-	1,000
Ramirez, Pilar N.	-	2,500	-	-	-	-	2,500	-	2,500
Rio Valley Pipe, Ltd.	-	10,650	-	-	-	-	10,650	-	10,650
Rodriguez, Robert Jr.	-	1,000	-	-	-	-	1,000	-	1,000
Romco Equipment Co.	-	-	-	148,798	-	-	148,798	-	148,798
Roy's Hauling Service, Inc.	540,367	150,096	-	-	-	-	690,463	-	690,463
Rush Truck Centers of Texas, LP	-	-	-	616,688	-	-	616,688	-	616,688
RRR Development, LP	23,460	-	-	-	-	-	23,460	-	23,460
Saenz Paving	40,644	-	-	-	-	-	40,644	-	40,644
Salazar, Roberto	-	1,000	-	-	-	-	1,000	-	1,000
Salinas, Juan D. III, County Clerk	-	10,000	-	-	-	-	10,000	-	10,000
Sascon, Inc.	13,300	94,905	-	-	-	-	108,205	-	108,205
Sector Investments, LLC	13,330	-	-	-	-	-	13,330	-	13,330
Sesin Engineering	5,714	-	-	-	-	-	5,714	-	5,714
Share Corp.	-	952	-	-	-	-	952	-	952
Shuaib, Said Ali & Tawhid	10,490	-	-	-	-	-	10,490	-	10,490
South Texas Land Investigations	5,000	1,475	-	-	-	-	6,475	-	6,475
Tamez, Fernando & Maria	9,750	-	-	-	-	-	9,750	-	9,750
TEDSI Infrastructure Group, Inc.	148,000	-	-	-	-	-	148,000	-	148,000
Texas Dept of Transportation	1,392	-	-	-	-	-	1,392	-	1,392
Texas Eastern Transmission, LP	-	15,749	-	-	-	-	15,749	-	15,749
The Monitor	5,842	5,916	-	-	-	-	11,758	-	11,758
Triple R Realty & Appraisal Service, Inc.	19,561	1,575	-	-	-	-	21,136	-	21,136
United Contracting, Inc.	73,284	-	-	-	-	-	73,284	-	73,284
Unique Utilities Construction	21,995	-	-	-	-	-	21,995	-	21,995
Universal Truckers Inc.	4,490	2,276	-	-	-	-	6,766	-	6,766
Valley Caliche Products, Inc.	14,790	145,923	-	-	-	-	160,712	-	160,712
Valley Land Title Co. Ltd.	26,942	-	-	-	-	-	26,942	-	26,942
Varmicon Industries, Inc.	6,915	8,003	-	-	-	-	14,918	-	14,918
Wirtgen America Inc.	-	-	-	89,600	-	-	89,600	-	89,600
Total	3,500,000	1,359,897	-	2,424,159	502,137	-	7,786,194	31,109	7,817,303

County of Hidalgo, Texas
 Project Summary
 Transfers Out - Capital Outlay
 Project Inception to July 31, 2016

Funding Sources	Original Budget	Budget Amendment	Adjusted Budget	Total Expenditures	Balance
F1303	87,803	462,571	550,374	511,342	39,032
F1332	-	1,112,441	1,112,441	1,112,441	-
F1334	-	1,153,805	1,153,805	1,153,805	-
F1336	1,900,000	368,217	2,268,217	2,268,217	-
F1342	-	870,814	870,814	857,846	12,968
Total	1,987,803	3,967,848	5,955,652	5,903,652	52,000

Project	Expenditures					Total Expenditures
	F1303	F1332	F1334	F1336	F1342	
Bennet Building	-	-	251,335	27,566	-	278,901
Horizon Building	-	-	18,214	-	-	18,214
Election Warehouse	-	-	-	-	225,000	225,000
New Adult Probation Building	-	37,852	-	205,936	-	243,788
Old K-Mart Building	-	114,777	884,256	2,034,715	-	3,033,748
Pct. 4 Linn San Manuel Emergency Facility	511,342	-	-	-	632,846	1,144,189
Pct. 4 New Offices	-	959,812	-	-	-	959,812
Total	511,342	1,112,441	1,153,805	2,268,217	857,846	5,903,652

County of Hidalgo, Texas
 Project Summary
 Transfers Out - TXDOT Projects
 Project Inception to July 31, 2016

Funding Sources	Original Budget	Budget Amendment	Adjusted Budget	Total Expenditures	Balance
F1303	1,716,057	268,959	1,985,016	1,826,563	158,453
F1331	-	858,524	858,524	857,129	1,395
F1332	-	2,505,130	2,505,130	2,505,130	-
F1334	-	3,916,892	3,916,892	3,916,892	-
F1336	2,453,000	1,840,418	4,293,418	4,293,418	-
F1339	-	1,279,628	1,279,628	1,279,628	-
F1341	-	771,005	771,005	771,005	-
F1342	-	1,224,264	1,224,264	1,048,492	175,772
F1345	-	2,716,409	2,716,409	1,112,534	1,603,875
F1347	-	3,302,726	3,302,726	606,791	2,695,935
Total	4,169,057	18,683,956	22,853,013	18,217,582	4,635,431


Project	Pct	Expenditures										Total Expenditures	
		F1303	F1331	F1332	F1334	F1336	F1339	F1341	F1342	F1345	F1347		
CO WIDE (Traffic Signals)	CO WIDE	-	-	-	19,407	12,473	-	-	-	-	-	-	31,880
11TH Street Bridge	1	-	-	-	-	701	-	-	-	-	-	-	701
CR 229 Bridge (Mile 17 1/2 Rd)	1	-	-	-	-	-	-	-	774	5,469	-	-	6,243
CR 342 Bridge (Charles Green Rd)	1	-	-	-	-	4,590	-	-	-	-	-	-	4,590
CR 684 Bridge (Mile 4N Rd)	1	-	-	-	12,317	-	-	-	-	-	-	-	12,317
CR 804 Bridge (Mile 12N Rd)	1	-	-	-	-	5,130	-	-	-	-	-	-	5,130
CR 825 Bridge (Mile 2W Rd)	1	-	-	-	-	7,091	-	-	-	-	-	-	7,091
CR 855 Bridge (Mile 4 1/2W Rd)	1	-	-	-	-	6,750	-	-	-	-	-	-	6,750
FM 88 (Mile12N-FM1925)	1	-	-	-	785,512	70,000	4,988	-	-	-	-	-	860,499
FM 493 (US281-BUS83)	1	-	-	-	-	-	-	-	17,778	-	-	-	17,778
Mile 2 W. Rd (Mile12N-SH107)	1	-	-	-	99,715	-	-	-	-	-	-	-	99,715
Mile 2 W. Rd (US83-Mile12N)	1	-	158,708	-	-	354,841	98,071	289,888	221,461	-	-	-	1,122,969
Mile 6 W. Rd (Mile 9N-SH107)	1	-	-	-	-	98,308	-	-	-	-	-	-	98,308
CR 790 Bridge (Moore Rd)	2	-	-	-	27,635	-	-	-	-	-	-	-	27,635
Dicker Rd (SP115-FM2061)	2	81,165	1,076	-	-	8,314	-	481,117	1,300	-	-	-	572,972
FM 907 S. Outfall	2	-	-	-	-	837,978	-	-	-	-	-	-	837,978
FM 2061 (Dicker-Mission Floodway)	2	-	148,235	-	-	-	-	-	-	-	-	-	148,235
Nolana Loop (FM1426-FM88)	2	-	-	-	-	-	62,500	-	-	-	-	-	62,500
North "I" Rd (FM495-Owassa)	2	-	117,706	1,618,545	3,066	-	10,572	-	-	19,423	-	-	1,769,312
South McColl (Orangewood-Dicker)	2	-	-	147,947	340,000	40,812	281,016	-	117,301	11,179	-	-	938,254
Sugar Rd (Sioux-Owassa)	2	-	-	50,243	-	-	-	-	-	-	-	-	50,243
Thomas Rd (Jackson-Stewart)	2	-	162,225	-	-	-	-	-	-	-	-	-	162,225
BUS 83 PH I (US83-FM1427)	3	-	26,103	-	-	-	-	-	-	-	-	-	26,103
BUS 83 PH I Outfall	3	-	-	-	87,521	-	48,000	-	-	-	-	-	135,521
BUS 83 PH II (FM1427-Showers)	3	-	13,200	-	-	-	-	-	-	-	-	-	13,200
BUS 83 PH III (Showers-Pentias)	3	-	21,450	-	-	-	-	-	-	-	-	-	21,450
FM 681 (SH107-FM2221/FM492)	3	-	-	-	-	1,295,150	445,693	-	91,498	-	-	-	1,832,341
FM 1924 PH I (FM494-SH107)	3	-	-	476,567	118	-	-	-	-	-	-	-	476,685
FM 1924 PH I Outfall	3	-	-	-	815,421	-	-	-	-	-	-	-	815,421
FM 1924 PH II (SH107-FM492)	3	-	-	-	761,160	18,073	3,574	-	-	-	-	-	782,807
FM 1924 PH II Outfall	3	-	-	-	-	554,911	-	-	-	-	-	-	554,911
FM 2221 / FM 492 (FM681-SH364)	3	-	-	-	-	894,085	50,797	-	88,085	-	-	-	1,032,967
Mile 2 N. Rd (Moorefield-La Homa)	3	-	13,295	-	-	-	42,525	-	58,295	13,448	-	-	127,563
SH 364 (SH495-FM1924)	3	-	-	-	-	-	186,099	-	450,620	145,800	-	-	782,519
SH 495 Underpass/Abram	3	-	-	11,030	822,121	-	3,691	-	1,380	-	-	-	838,221
US 83 Palmview	3	-	98,463	-	-	6,499	-	-	-	-	-	-	104,962
10th Street (SH107-FM1925)	4	1,322,098	-	-	-	-	-	-	-	-	-	606,791	1,928,889
N Alamo Road	4	34,200	-	-	-	-	-	-	-	-	-	-	34,200
FM 1925 (Kenyon - 907)	4	-	-	-	-	-	-	-	-	30,017	-	-	30,017
FM 1925 (Sharp Realignment)	4	-	-	-	-	-	-	-	-	235,353	-	-	235,353
FM 1925 (10th Street - McColl)	4	-	-	-	-	-	-	-	-	248,590	-	-	248,590
FM 2128 (SH107-US281)	4	-	91,668	-	-	-	-	-	-	-	-	-	91,668
FM 2128 Drainage	4	-	-	200,798	-	-	-	-	-	-	-	-	200,798
North "I" Rd (Owassa-US281)	4	-	5,000	-	142,900	40,576	8,401	-	-	-	-	-	196,877
Ware Rd (Mile 3N-Mile 5N)	4	389,100	-	-	-	37,136	33,702	-	-	69,982	-	-	529,920
Ware Rd (Mile 3N-FM 1925)	4	-	-	-	-	-	-	-	-	333,274	-	-	333,274
Total		1,826,563	857,129	2,505,130	3,916,892	4,293,418	1,279,628	771,005	1,048,492	1,112,534	606,791		18,217,582

County Auditor's

Fund

**Information Report
Commissioners' Court Meeting**

September 6, 2016



Prepared by the Office of the County Auditor

Raymundo Eufrazio, C.P.A

County of Hidalgo

County Auditors

Agenda Information


Report

- A. Letter of Agenda Concerns
- B. Fund Balance- General Fund
- C. Schedule of Unreserved Unbudgeted Fund Balances - All Funds
- D. Schedule of Reserved Fund Balances - All Funds
- E. Hidalgo County Indigent Health Care Fund Report

A. Letter of Concern

COUNTY of HIDALGO

HIDALGO COUNTY AUDITOR'S OFFICE
Hidalgo County Administration Building
2808 South Business Highway 281
Edinburg, Texas 78539-6243
PHONE: (956) 318-2511
FAX: (956) 318-2577
WEBSITE: www.co.hidalgo.tx.us/auditor



EDINBURG, TEXAS 78539

September 6, 2016

Honorable Ramon Garcia, County Judge
Honorable A.C. Cuellar Jr., Commissioner, Precinct No. 1
Honorable Eduardo "Eddie" Cantu, Commissioner, Precinct No. 2
Honorable Jose M. Flores, Commissioner, Precinct No. 3
Honorable Joseph Palacios, Commissioner, Precinct No. 4

RE: Agenda Concerns

Dear Judge and Commissioners:


In accordance with Local Government Code Section 111.093, a requisition issued or a contract for work, labor, services, or materials and supplies is not binding until the county auditor certifies that the budget contains an ample provision for the obligation and that funds are or will be available to pay the obligation when due. Recommend that agreements/contracts be revised to include the County Auditor's signature as certification of available funds.

Regular Agenda Item 10.B (AI-56153) – Human Resources for Human Services
Recommend No Action: The Personnel Adjustment Request (PAR) forms were not approved by the Department Head, Human Resources or the Department of Budget and Management. In addition, the job description for the new position was not attached.

Regular Agenda Item 18.D.1 (AI-56210) – Purchasing Department for Precinct No. 2
Recommend No Action: The exhibits referenced in the Work Authorization were not attached.

Regular Agenda Item 18.H^G (AI-56198) – Purchasing Department for IT Department
Recommend No Action: Legal counsel reviewed the agreement and had a number of concerns. It is not clear whether the concerns have been addressed. In addition, the Certificate of Interested Parties (FORM 1295) was not attached. Therefore, we could not determine compliance with Section 2252.908 of the Government Code.

Respectfully,


Ray Eufrazio, CPA
Hidalgo County Auditor

HIDALGO COUNTY DISTRICT JUDGES

J. M. SINGLETERRY JUDGE 32ND D.C.	RODOLFO DELSADO JUDGE 33RD D.C.	J. R. BOBBY FLORES JUDGE 136TH D.C.	ROSE GLERPA REYNA JUDGE 206TH D.C.	JUAN R. PARTIDA JUDGE 275TH D.C.	MARIO E. RAMPEZ, JP JUDGE 302ND D.C.	NOR GONZALEZ JUDGE 370TH D.C. OVERSEER	LETICIA LOPEZ JUDGE 389TH D.C.	AIDA SALINAS FLORES JUDGE 398TH D.C.	ISRAEL RAMON, JR. JUDGE 430TH D.C.	JESSE MONTREPAS JUDGE 449TH D.C.
--------------------------------------	------------------------------------	--	---------------------------------------	-------------------------------------	---	--	-----------------------------------	---	---------------------------------------	-------------------------------------

**B. Report On Unappropriated Fund Balance -
General Fund**

County of Hidalgo, Texas
Statement of Revenues, Expenditures and Changes in Fund Balance - Budget to Actual
General Fund
As of September 6, 2016

	2015 Original Budget	2015 Adjusted Budget	2015 Actual	% Actual To Adjusted Budget
2015 Revenues and other financing sources (See Schedule A)	176,538,434	178,194,930	185,788,597	0.0%
2015 Expenditures and other financing uses (See Schedule B)	185,674,407	190,548,662	184,059,065	0.0%
Excess (deficiency) of revenues and other financing sources over (under) expenditures and other financing uses	(9,135,973)	(12,353,732)	1,729,532	
Adjusted, unassigned fund balance at January 1, 2015	28,825,715	28,825,715	28,825,715	
Prior Period Adjustment		6,946	6,946	
Unreserved (reserved) fund balance	-	833,639	833,639	
2015 Unadjusted unassigned fund balance at December 31, 2015	<u>19,689,742</u>	<u>17,312,569</u>	<u>31,395,832</u>	

	2016 Original Budget	2016 Adjusted Budget	2016 Actual	% Actual To Adjusted Budget
2016 Revenues and other financing sources (See Schedule A)	184,606,362	184,621,485	159,599,620	86.4%
2016 Expenditures and other financing uses (See Schedule B)	189,336,719	198,705,542	111,110,656	55.9%
Excess (deficiency) of revenues and other financing sources over (under) expenditures and other financing uses	(4,730,357)	(14,084,057)	48,488,964	
Unadjusted, unassigned fund balance 2015 Unadjusted, unassigned fund balance at December 31, 2015	31,395,832	31,395,832	31,395,832	
Adjusting journal entries		(4,641,330)	(4,641,330)	
Unreserved (reserved) fund balance	-	13,497,766	13,497,766	
2016 Unadjusted, unassigned fund balance As of September 6, 2016	<u>26,665,475</u>	<u>26,168,210</u>	<u>88,741,232</u>	

Requested Changes on the Current September 6, 2016 Agenda

Regular Agenda

Item 10.C.: Contingency	25,804.17
Item 10.C.: Pct. 3 Sanitation	(25,804.17)
Item 22.B.1: Transfers Out- Health Grants	57,417.00
Item 22.B.1: Transfers Out- Health Grants	(57,417.00)

Consent Agenda

Item 4.A.: Transfers Out- R&B Fund	64,211.75
Item 4.A.: Pct. 4 CRC Sunflower.SH107	(64,211.75)
Item 4.B.: Transfers Out- R&B Fund	150.00
Item 4.B.: Pct. 4 CRC	(150.00)

**Unadjusted 2016 Unassigned Fund Balance for General Fund
as of September 6, 2016 If Requested Changes are Approved**

26,168,210

*2015 Unadjusted, unassigned F/B at 12/31/15	\$ 31,395,832
2015 Adjustments to F/B at 9/2/16	(4,641,330)
2015 Adjustments to unreserved/reserved F/B	(327,982)
2015 Unadjusted, unreserved F/B at 9/2/16	<u>\$ 26,426,520</u>

GENERAL FUND BUDGET AMENDMENTS
 COMMISSIONERS' COURT MEETINGS
 As of September 6, 2016

SCHEDULE A- BUDGET AMENDMENTS TO 2016 ESTIMATED REVENUES

2016 Original Budget		\$ 184,606,361.84
Adjustments to the 2016 Estimated Revenues		
APPROVED 2016 CHANGES BY COURT ON APRIL 19, 2016 AGENDA 4/19/2016 Increase to Estimated Revenue	9,622.67	
	9,622.67	
APPROVED 2016 CHANGES BY COURT ON APRIL 26, 2016 AGENDA 4/26/2016 Increase to Estimated Revenue	4,000.00	
	4,000.00	
APPROVED 2016 CHANGES BY COURT ON MAY 25, 2016 AGENDA 5/25/2016 Increase to Estimated Revenue	1,500.00	
	1,500.00	
Total Adjustments to the 2016 Estimated Revenues		15,122.67
Total 2016 Approved Original Estimated Revenues and Budget Amendments		\$ 184,621,484.51

SCHEDULE B - BUDGET AMENDMENTS TO 2016 APPROPRIATIONS

2016 Original Budget		189,336,719.00
Prior Approved Carryovers - Fund 1280		498,532.68
Prior Approved Carryovers - Fund 1281		103,639.54
Prior Approved Carryovers - Fund 1283		18,112.25
Prior Approved Carryovers - Fund 1284		21,931.62
Prior Approved Carryovers - Fund 1285		88,133.45
Prior Approved Carryovers - Fund 1293		186,989.70
Prior Approved Carryovers - Fund 1301		11,569.39
Prior Approved Carryovers - Fund 1315		272,198.30
Amendments Approved by Commissioners' Court and as Presented by the Budget Office		
APPROVED 2016 CHANGES BY COURT ON DECEMBER 15, 2015 AGENDA		-
APPROVED 2016 CHANGES BY COURT ON JANUARY 5, 2016 AGENDA		-
APPROVED 2016 CHANGES BY COURT ON JANUARY 19, 2016 AGENDA Consent Agenda		
Item 5.A.: Co Wide Adm - Contingency	(17,872.00)	
Item 5.A.: Public Affairs	17,872.00	
Item 5.B.: Co Wide Adm - Contingency	(7,500.00)	
Item 5.B.: Environmental Compliance	7,500.00	
Item 5.C.: Co Wide Adm - Contingency	(460.80)	
Item 5.C.: DMB	460.80	
Item 5.D.: Pct.4 Sanitation	(1,200.00)	
Item 5.D.: Pct.4 Emergency SRV Linn	1,200.00	
Item 5.E.: Co Wide Adm - Contingency	(79,315.00)	
Item 5.E.: 430th DC	79,315.00	
Item 5.H.: Co Wide Adm - Contingency	(11,240.00)	
Item 5.H.: Safety	11,240.00	
Item 5.J.: Co Wide Adm - Contingency	(10,937.00)	
Item 5.J.: County Court at Law #1	10,937.00	
Item 5.K.: Pct.4 CRC	(1,497.50)	
Item 5.K.: Pct.4 CRC Sunflower/SH107	1,497.50	
Regular Agenda		
Item 11.A.3.: Civil Service	(43,752.76)	
Item 11.A.3.: Environmental Compliance	43,752.76	
Item 19.E.1.: Economic Development	220,833.00	
Item 19.E.3.: Assigned F/B - 1115 Waiver	1,228,950.24	
		1,449,783.24

SCHEDULE B - BUDGET AMENDMENTS TO 2016 APPROPRIATIONS

APPROVED 2016 CHANGES BY COURT ON JANUARY 26, 2016 AGENDA

APPROVED 2016 CHANGES BY COURT ON FEBRUARY 3, 2016 AGENDA

APPROVED 2016 CHANGES BY COURT ON FEBRUARY 16, 2016 AGENDA

Consent Agenda

Item 4.A.: Pct.4 Parks	(12,125.43)
Item 4.A.: Pct.4 CRC Sunflower/SH107	12,125.43
Item 4.D.: General Litigation	(69,764.00)
Item 4.D.: Co Wide Adm - Contingency	69,764.00
Item 4.E.: Health Clinics	(10,000.00)
Item 4.E.: Facilities Management County Wide	10,000.00
Item 4.H.: County Clerk	(804.93)
Item 4.H.: Facilities Management	804.93
Item 9.A.: Co Wide Adm - Contingency	(69,764.00)
Item 9.A.: Transfers Out	69,764.00

Regular Agenda

Item 23.D.1.: Elections Contract	70,008.50
	<hr/>
	70,008.50

APPROVED 2016 CHANGES BY COURT ON FEBRUARY 23, 2016 AGENDA

APPROVED 2016 CHANGES BY COURT ON MARCH 7, 2016 AGENDA

Consent Agenda

Item 3.C.: County Commissioners	(3,500.00)
Item 3.C.: Co Wide Adm - Contingency	3,500.00
Item 3.D.: Co Wide Adm - Contingency	(11,000.00)
Item 3.D.: Independent Audit	11,000.00
Item 3.E.: Co Wide Adm - Contingency	(7,100.00)
Item 3.E.: Mailing Services	7,100.00
Item 3.F.: Co Wide Adm - Contingency	(35,652.36)
Item 3.F.: Traffic Engineering	35,652.36
Item 3.G.: Co Wide Adm - Contingency	(2,550.69)
Item 3.G.: Executive Office	2,550.69
Item 8.E.: Co Wide Adm - Contingency	(1,800.00)
Item 8.E.: Transfers Out	1,800.00

Regular Agenda

Item 10.A.: GF Restricted F.B Scofflaw	42,484.14
Item 10.C.: Safety	(57,001.61)
Item 10.C.: Human Resources	57,001.61
	<hr/>
	42,484.14

APPROVED 2016 CHANGES BY COURT ON MARCH 22, 2016 AGENDA

APPROVED 2016 CHANGES BY COURT ON APRIL 5, 2016 AGENDA

Consent Agenda

Item 3.D.: Co Wide Adm - Contingency	(2,449.90)
Item 3.D.: Safety	2,449.90
Item 3.E.: Co Wide Adm - Contingency	(138,000.00)
Item 3.E.: Pct.1 Sanitation	34,500.00
Item 3.E.: Pct.2 Sanitation	34,500.00
Item 3.E.: Pct.3 Sanitation	34,500.00
Item 3.E.: Pct.4 Sanitation	34,500.00
Item 3.F.: Co Wide Adm - Contingency	(2,248.75)
Item 3.F.: Facilities Management	2,248.75
Item 3.G.: Co Wide Adm - Contingency	(27,377.00)
Item 3.G.: General Fund - Appraisal Fees	27,377.00
Item 3.H.: Pct.4 Parks	(9,073.31)
Item 3.H.: Pct.4 CRC	9,073.31
Item 10.B.: Salary Sweep - Various Departments	533,408.77
Item 10.B.: Co Wide Adm - Contingency	(533,408.77)

Regular Agenda

Item 18.B.2.: New Courthouse	4,000,000.00
------------------------------	--------------

SCHEDULE B - BUDGET AMENDMENTS TO 2016 APPROPRIATIONS

Item 18.B.2.: G/F-Assigned F/B - New Courthouse	
Item 18.C.1.: Transfers Out	(11,569.39)
Item 18.C.1.: Elections Department	11,569.39
	<hr/>
	4,000,000.00
APPROVED 2016 CHANGES BY COURT ON APRIL 12, 2016 AGENDA	
	-
APPROVED 2016 CHANGES BY COURT ON APRIL 19, 2016 AGENDA	
Consent Agenda	
Item 3.A.: Pct.4 Sanitation	(62,882.19)
Item 3.A.: Pct.4 CRC Sunflower SH107	62,882.19
Regular Agenda	
Item 17.B.3.: Transfers Out - Road & Bridge	9,622.67
	<hr/>
	9,622.67
APPROVED 2016 CHANGES BY COURT ON APRIL 26, 2016 AGENDA	
Consent Agenda	
Item 3.E.: Co Wide Adm - Contingency	(3,321.29)
Item 3.E.: Facilities Management Co Wide	3,321.29
Regular Agenda	
Item 18.C.1.: Constable Pct.1	4,000.00
	<hr/>
	4,000.00
APPROVED 2016 CHANGES BY COURT ON MAY 10, 2016 AGENDA	
	-
APPROVED 2016 CHANGES BY COURT ON MAY 17, 2016 AGENDA	
Consent Agenda	
Item 3.B.: Co Wide Adm - Contingency	(1,557.82)
Item 3.B.: Pct.2 CRC San Juan	778.91
Item 3.B.: Pct.2 CRC Alamo	778.91
Item 3.H.: Mental Health Trials	(7,200.00)
Item 3.H.: Mailing Services	7,200.00
Regular Agenda	
Item 17.A.5.: Transfers Out - Grants Level 0	1,340,483.83
Item 17.D.1.: Transfers Out - R&B Fund	(59,951.31)
Item 17.D.1.: Pct.4 Restitution	59,951.31
	<hr/>
	1,340,483.83
APPROVED 2016 CHANGES BY COURT ON MAY 25, 2016 AGENDA	
Consent Agenda	
Item 3.B.: Co Wide Adm - Contingency	(43,037.02)
Item 3.B.: CC & DC E-Filing	43,037.02
Item 3.C.: Co Wide Adm - Contingency	(44,225.14)
Item 3.C.: Facilities Management	44,225.14
Item 8.A.: Co Wide Adm - Contingency	(371,413.03)
Item 8.A.: Salary Sweep - Various Departments	371,413.03
Regular Agenda	
Item 8.C.: Sheriff	1,500.00
Item 19.A.: Transfers Out - R&B Fund	(10,357.89)
Item 19.A.: Pct.4 Restitution	10,357.89
	<hr/>
	1,500.00
APPROVED 2016 CHANGES BY COURT ON JUNE 7, 2016 AGENDA	
	-
APPROVED 2016 CHANGES BY COURT ON JUNE 14, 2016 AGENDA	
	-
APPROVED 2016 CHANGES BY COURT ON JUNE 20, 2016 AGENDA	
	-
APPROVED 2016 CHANGES BY COURT ON JULY 6, 2016 AGENDA	
	-
APPROVED 2016 CHANGES BY COURT ON JULY 19, 2016 AGENDA	
Consent Agenda	
Item 3.A.: Co Wide Adm - Contingency	(16,875.18)
Item 3.A.: Environmental Compliance	16,875.18
Item 3.B.: Co Wide Adm - Contingency	(9,343.00)
Item 3.B.: Facilities Management	9,343.00
Item 3.C.: Co Wide Administration	(14,230.00)

SCHEDULE B - BUDGET AMENDMENTS TO 2016 APPROPRIATIONS

Item 3.C.: Executive Office	14,230.00
Item 3.D.: Sheriff Dept.	(1,976.86)
Item 3.D.: Jail Commissary	1,976.86
Item 3.E.: General Litigation	(112,578.50)
Item 3.E.: Co Wide Adm - Contingency	112,578.50
Item 3.F.: Co Wide Adm - Contingency	(98,348.50)
Item 3.F.: Facilities Management - Morgue	98,348.50
Item 3.G.: Pct. 2 Sanitation	(38,000.00)
Item 3.G.: Pct. 2 Parks	38,000.00
Item 4.A.: Transfers Out - Road & Bridge	(15,565.38)
Item 4.A.: Pct. 4 CRC Sunflower SH107	15,100.00
Item 4.A.: Pct. 4 Linn San Manuel	465.38
Item 7.A.: District Clerk Record Archive	263,173.50
Item 20.B.: Transfers Out - General Fund	986,660.63
	<u>1,249,834.13</u>

APPROVED 2016 CHANGES BY COURT ON JULY 26, 2016 AGENDA

-

APPROVED 2016 CHANGES BY COURT ON AUGUST 9, 2016 AGENDA

-

APPROVED 2016 CHANGES BY COURT ON AUGUST 16, 2016 AGENDA

-

APPROVED 2016 CHANGES BY COURT ON AUGUST 23, 2016 AGENDA

-

APPROVED 2016 CHANGES BY COURT ON AUGUST 30, 2016 AGENDA

-

Consent Agenda

-

Total approved Budget Amendments from December 15, 2015 through August 30, 2016
as presented by Budget Office

8,167,716.51

Total 2016 Approved Original Budget Appropriations and Budget Amendments

\$ 198,705,542.44

**C. Schedule of Unreserved Unbudgeted Fund Balances –
All Funds**

COUNTY OF HIDALGO, TEXAS
SCHEDULE OF UNRESERVED UNBUDGETED FUND BALANCES
As of September 6, 2016

Account Number	Account Description	Amount	Available for Appropriation
6-1100-258-00-000-000-0-000	GEN FD-UNASSIGNED FUND BALANCE	(40,252,268.12)	
6-1100-270-00-000-000-0-000	GEN FD-BUDGETED FUND BALANCE	14,084,057.93	(26,168,210.19)
6-1200-258-00-000-000-0-000	R&B FUND-UNASSIGNED FUND BALANCE	(9,856,977.70)	
6-1200-270-00-000-000-0-000	R&B FUND-FUND BAL-BUDGETED	8,943,136.13	(913,841.57)
6-1220-258-00-000-000-0-000	LEOSE FUND-UNASSIGNED FUND BALANCE	(26,604.16)	
6-1220-270-00-000-000-0-000	LEOSE FUND-BUDGETED FUND BALANCE	17,551.49	(9,052.67)
6-1221-258-00-000-000-0-000	DA VEH THEFT-UNASSIGNED FUND BALANCE	(31.92)	
6-1221-270-00-000-000-0-000	DA VEH THEFT-BUDGETED FUND BALANCE	-	(31.92)
6-1222-258-00-000-000-0-000	DA CHECK FRAUD-UNASSIGNED FUND BALANC	(193,442.77)	
6-1222-270-00-000-000-0-000	DA CHECK FRAUD-BUDGETED FUND BALANCE	107,865.61	(85,577.16)
6-1223-258-00-000-000-0-000	DA CCP59-UNASSIGNED FUND BALANCE	(5,682,468.65)	
6-1223-270-00-000-000-0-000	DA CCP59-BUDGETED FUND BALANCE	1,507,476.82	(4,174,991.83)
6-1224-258-00-000-000-0-000	DRUG ABUSE PREV/REHAB-UNASSIGNED F/B	(337,322.76)	
6-1224-270-00-000-000-0-000	DRUG ABUSE PREV/REHAB-BUDGETED FUND	-	(337,322.76)
6-1225-258-00-000-000-0-000	PRETRIAL INTRVNTN PRG-UNASSIGNED F/B	(265,641.08)	
6-1225-270-00-000-000-0-000	PRETRIAL INTRVNTN PRG-BUDGETED FUND B.	163,550.00	(102,091.08)
6-1226-258-00-000-000-0-000	SHERIFF INVESTIG-UNASSIGNED FUND BALAN	(18,887.27)	
6-1226-270-00-000-000-0-000	SHERIFF INVESTIG-BUDGETED FUND BALANCE	-	(18,887.27)
6-1227-258-00-000-000-0-000	SHERIFF CCP59-UNASSIGNED FUND BALANCE	(1,455,015.53)	
6-1227-270-00-000-000-0-000	SHERIFF CCP59-BUDGETED FUND BALANCE	559,361.04	(895,654.49)
6-1228-258-00-000-000-0-000	SHRF FED SHRG-US TREAS-UNASSIGNED F/B	(712,708.12)	
6-1228-270-00-000-000-0-000	SHRF FED SHRG-US TREAS-BUDGETED FUND	445,168.00	(267,540.12)
6-1229-258-00-000-000-0-000	SHRF FED SHRG-USDJ-UNASSIGNED F/B	(1,092,472.31)	
6-1229-270-00-000-000-0-000	SHRF FED SHRG-USDJ-BUDGETED FUND BALA	457,290.80	(635,181.51)
6-1230-258-00-000-000-0-000	CONST PCT3 CCP59-UNASSIGNED FUND BALA	(20,468.10)	
6-1230-270-00-000-000-0-000	CONST PCT3 CCP59-BUDGETED FUND BALANC	(63,663.00)	(84,131.10)
6-1231-258-00-000-000-0-000	CONST PCT4 CCP59-UNASSIGNED FUND BALA	(74,003.73)	
6-1231-270-00-000-000-0-000	CONST PCT4 CCP59-BUDGETED FUND BALANC	1,897.64	(72,106.09)
6-1233-258-00-000-000-0-000	CONST PCT1 CCP59-UNASSIGNED FUND BALA	(4,970.76)	
6-1233-270-00-000-000-0-000	CONST PCT1 CCP59-BUDGETED FUND BALANC	-	(4,970.76)
6-1234-258-00-000-000-0-000	CHILD ABUSE PREV-UNASSIGNED FUND BALA	(36,768.66)	
6-1234-270-00-000-000-0-000	CHILD ABUSE PREV-BUDGETED FUND BALANC	(5,000.00)	(41,768.66)
6-1235-258-00-000-000-0-000	DC REC MGMT/PRESRV-UNASSIGNED FUND B.	(264,335.55)	
6-1235-270-00-000-000-0-000	DC REC MGMT/PRESRV-BUDGETED FUND BAL	20,000.00	(244,335.55)
6-1236-258-00-000-000-0-000	DC TITLE IV-D-UNASSIGNED FUND BALANCE	(24,273.85)	
6-1236-270-00-000-000-0-000	DC TITLE IV-D-BUDGETED FUND BALANCE	(2,000.00)	(26,273.85)
6-1237-258-00-000-000-0-000	CC REC MGMT/PRESRV-UNASSIGNED FUND B.	(2,907,713.10)	
6-1237-270-00-000-000-0-000	CC REC MGMT/PRESRV-BUDGETED FUND BAL	(271,592.78)	(3,179,305.88)
6-1238-258-00-000-000-0-000	CO REC MGMT/PRESRV-UNASSIGNED FUND B	(201,211.34)	
6-1238-270-00-000-000-0-000	CO REC MGMT/PRESRV-BUDGETED FUND BAL	53,009.00	(148,202.34)
6-1239-258-00-000-000-0-000	CRT REPORTER SRV-UNASSIGNED FUND BAL/	(160,737.61)	
6-1239-270-00-000-000-0-000	CRT REPORTER SRV-BUDGETED FUND BALAN	50,000.00	(110,737.61)
6-1240-258-00-000-000-0-000	JUV DELQ PREV-UNASSIGNED FUND BALANCE	(4,548.59)	
6-1240-270-00-000-000-0-000	JUV DELQ PREV-BUDGETED FUND BALANCE	-	(4,548.59)
6-1241-258-00-000-000-0-000	CRTHSE SECURITY-UNASSIGNED FUND BALAN	(79,081.72)	
6-1241-270-00-000-000-0-000	CRTHSE SECURITY-BUDGETED FUND BALANC	215.97	(78,865.75)
6-1242-258-00-000-000-0-000	JUST CRT TECH-UNASSIGNED FUND BALANCE	(488,822.63)	
6-1242-270-00-000-000-0-000	JUST CRT TECH-BUDGETED FUND BALANCE	486,972.86	(1,849.77)
6-1243-258-00-000-000-0-000	CONTRIBUTIONS FUND-UNASSIGNED FUND B/	(336,691.01)	
6-1243-270-00-000-000-0-000	CONTRIBUTIONS FUND-BUDGETED FUND BAL/	5,000.00	(331,691.01)
6-1245-258-00-000-000-0-000	JUST CRT BLDG SEC-UNASSIGNED FUND BAL	(57,009.10)	
6-1245-270-00-000-000-0-000	JUST CRT BLDG SEC-BUDGETED FUND BALAN	1,565.63	(55,443.47)
6-1246-258-00-000-000-0-000	TAC SP VEH INV-UNASSIGNED FUND BALANCE	(184,119.14)	
6-1246-270-00-000-000-0-000	TAC SP VEH INV-BUDGETED FUND BALANCE	81,741.47	(102,377.67)
6-1247-258-00-000-000-0-000	LAW LIBRARY-UNASSIGNED FUND BALANCE	(1,113,020.40)	
6-1247-270-00-000-000-0-000	LAW LIBRARY-BUDGETED FUND BALANCE	79,608.32	(1,033,412.08)
6-1250-258-00-000-000-0-000	SUPPL CRT GRDNSHP-UNASSIGNED FUND BAI	(82,478.94)	
6-1250-270-00-000-000-0-000	SUPPL CRT GRDNSHP-BUDGETED FUND BALA	37,000.00	(45,478.94)
6-1251-258-00-000-000-0-000	HIDTA CCP59-UNASSIGNED FUND BALANCE	(1,960,622.93)	
6-1251-270-00-000-000-0-000	HIDTA CCP59-BUDGETED FUND BALANCE	1,129,757.56	(830,865.37)
6-1252-258-00-000-000-0-000	HIDTA FED SHRG-US TREAS-UNASSIGNED F/B	(948,597.12)	
6-1252-270-00-000-000-0-000	HIDTA FED SHRG-US TREAS-BUDGETED FD B/	484,974.45	(463,622.67)
6-1253-258-00-000-000-0-000	HIDTA OTHER SHRG-UNASSIGNED FUND BALA	(175,428.02)	
6-1253-270-00-000-000-0-000	HIDTA OTHER SHRG-BUDGETED FUND BALAN	163,580.00	(11,848.02)
6-1254-258-00-000-000-0-000	HIDTA FED SHRG-USDJ-UNASSIGNED FUND B/	(568,088.18)	
6-1254-270-00-000-000-0-000	HIDTA FED SHRG-USDJ-BUDGETED FUND BAL/	134,535.82	(433,552.36)
6-1255-258-00-000-000-0-000	CO&DIST CRT TECH-UNASSIGNED FUND BALA	(43,529.27)	
6-1255-270-00-000-000-0-000	CO&DIST CRT TECH-BUDGETED FUND BALANC	(17,000.00)	(60,529.27)

COUNTY OF HIDALGO, TEXAS
SCHEDULE OF UNRESERVED UNBUDGETED FUND BALANCES
As of September 6, 2016

Account Number	Account Description	Amount	Available for Appropriation
6-1256-258-00-000-000-0-000	DA FED SHRG-USDJ-UNASSIGNED FUND BALA	(145,286.51)	
6-1256-270-00-000-000-0-000	DA FED SHRG-USDJ-BUDGETED FUND BALANC	35,645.86	(109,640.65)
6-1257-258-00-000-000-0-000	CONST PCT3 FED SHRG-TREAS-UNASSIGNED	(14,883.61)	
6-1257-270-00-000-000-0-000	CONST PCT3 FED SHRG-TREAS-BUDGETED F/I	2,413.75	(12,469.86)
6-1258-258-00-000-000-0-000	LPPF-UNASSIGNED FUND BALANCE	(41,971,574.58)	
6-1258-270-00-000-000-0-000	LPPF-BUDGETED FUND BALANCE	38,506,955.56	(3,464,619.02)
6-1259-258-00-000-000-0-000	CONST PCT4 FED SHRG-TREAS-UNASSIGNED	(4,711.26)	
6-1259-270-00-000-000-0-000	CONST PCT4 FED SHRG-TREAS-BUDGETED F/I	-	(4,711.26)
6-1260-258-00-000-000-0-000	CONST PCT2 CHAPTER 59-UNASSIGNED F/B	(4,752.15)	
6-1260-270-00-000-000-0-000	CONST PCT2 CHAPTER 59-BUDGETED F/B	-	(4,752.15)
6-1261-258-00-000-000-0-000	CONST PCT3 FED SHRG-DOJ-UNASSIGNED F/E	(11,698.08)	
6-1261-270-00-000-000-0-000	CONST PCT3 FED SHRG-DOJ-BUDGETED F/B	-	(11,698.08)
6-1280-258-00-000-000-0-000	GRANTS LVL 0-UNASSIGNED FUND BALANCE	-	-
6-1280-270-00-000-000-0-000	GRANTS LVL 0-BUDGETED FUND BALANCE	-	-
6-1281-258-00-000-000-0-000	GRANTS LVL 1-UNASSIGNED FUND BALANCE	-	-
6-1281-270-00-000-000-0-000	GRANTS LVL 1-BUDGETED FUND BALANCE	-	-
6-1282-258-00-000-000-0-000	GRANTS LVL 2-UNASSIGNED FUND BALANCE	-	-
6-1282-270-00-000-000-0-000	GRANTS LVL 2-BUDGETED FUND BALANCE	-	-
6-1283-258-00-000-000-0-000	GRANTS LVL 3-UNASSIGNED FUND BALANCE	-	-
6-1283-270-00-000-000-0-000	GRANTS LVL 3-BUDGETED FUND BALANCE	-	-
6-1284-258-00-000-000-0-000	GRANTS LVL 4-UNASSIGNED FUND BALANCE	-	-
6-1284-270-00-000-000-0-000	GRANTS LVL 4-BUDGETED FUND BALANCE	-	-
6-1285-258-00-000-000-0-000	GRANTS LVL 5-UNASSIGNED FUND BALANCE	37,673.91	
6-1285-270-00-000-000-0-000	GRANTS LVL 5-BUDGETED FUND BALANCE	(126,210.91)	(88,537.00)
6-1286-258-00-000-000-0-000	GRANTS LVL 6-UNASSIGNED FUND BALANCE	-	-
6-1286-270-00-000-000-0-000	GRANTS LVL 6-BUDGETED FUND BALANCE	(2,516.00)	(2,516.00)
6-1287-258-00-000-000-0-000	GRANTS LVL 7-UNASSIGNED FUND BALANCE	-	-
6-1287-270-00-000-000-0-000	GRANTS LVL 7-BUDGETED FUND BALANCE	-	-
6-1288-258-00-000-000-0-000	URBAN COUNTY-UNASSIGNED FUND BALANCE	66,091.23	
6-1288-270-00-000-000-0-000	URBAN COUNTY-BUDGETED FUND BALANCE	-	-
6-1289-258-00-000-000-0-000	GRANTS LVL 9-UNASSIGNED FUND BALANCE	-	-
6-1289-270-00-000-000-0-000	GRANTS LVL 9-BUDGETED FUND BALANCE	-	-
6-1291-258-00-000-000-0-000	HIDTA-UNASSIGNED FUND BALANCE	-	-
6-1291-270-00-000-000-0-000	HIDTA-BUDGETED FUND BALANCE	-	-
6-1292-258-00-000-000-0-000	WIC PRG-UNASSIGNED FUND BALANCE	-	-
6-1292-270-00-000-000-0-000	WIC PRG-BUDGETED FUND BALANCE	-	-
6-1293-258-00-000-000-0-000	HEALTH GRANTS-UNASSIGNED FUND BALANC	(1,523,094.36)	
6-1293-270-00-000-000-0-000	HEALTH GRANTS-BUDGETED FUND BALANCE	47,446.00	(1,475,648.36)
6-1294-258-00-000-000-0-000	JUV PROB-UNASSIGNED FUND BALANCE	(15,739.62)	
6-1294-270-00-000-000-0-000	JUV PROB-BUDGETED FUND BALANCE	15,739.62	-
6-1295-258-00-000-000-0-000	JUV BOOT CAMP-UNASSIGNED FUND BALANC	(202,600.08)	
6-1295-270-00-000-000-0-000	JUV BOOT CAMP-BUDGETED FUND BALANCE	202,600.08	-
6-1296-258-00-000-000-0-000	IV-E FED FOSTER CARE-UNASSIGNED FUND B	(142,584.74)	
6-1296-270-00-000-000-0-000	IV-E FED FOSTER CARE-BUDGETED FUND BAL	-	(142,584.74)
6-1297-258-00-000-000-0-000	ADULT PROB-UNASSIGNED FUND BALANCE	(817,298.73)	
6-1297-270-00-000-000-0-000	ADULT PROB-BUDGETED FUND BALANCE	-	(817,298.73)
6-1301-258-00-000-000-0-000	CAPITAL OUTLAY-UNASSIGNED FUND BALANC	27,956.65	
6-1301-270-00-000-000-0-000	CAPITAL OUTLAY-BUDGETED FUND BALANCE	(28,010.20)	(53.55)
6-1302-258-00-000-000-0-000	TAX NOTE 2007-UNASSIGNED FUND BALANCE	(506,670.61)	
6-1302-270-00-000-000-0-000	TAX NOTE 2007-BUDGETED FUND BALANCE	505,629.16	(1,041.45)
6-1303-258-00-000-000-0-000	SALE OF CO ASSETS-UNASSIGNED FUND BAL	(1,611,865.56)	
6-1303-270-00-000-000-0-000	SALE OF CO ASSETS-BUDGETED FUND BALAN	1,153,609.63	(458,255.93)
6-1304-258-00-000-000-0-000	TAX NOTE 2014-UNASSIGNED FUND BALANCE	(1,065,532.50)	
6-1304-270-00-000-000-0-000	TAX NOTE 2014-BUDGETED FUND BALANCE	1,049,989.58	(15,542.92)
6-1312-258-00-000-000-0-000	BCAP 3-UNASSIGNED FUND BALANCE	-	-
6-1312-270-00-000-000-0-000	BCAP 3-BUDGETED FUND BALANCE	-	-
6-1315-258-00-000-000-0-000	TXDOT PRJ-UNASSIGNED FUND BALANCE	2,484,545.76	
6-1315-270-00-000-000-0-000	TXDOT PRJ-BUDGETED FUND BALANCE	(2,846,549.43)	(362,003.67)
6-1331-258-00-000-000-0-000	CO 2001-UNASSIGNED FUND BALANCE	(46,953.63)	
6-1331-270-00-000-000-0-000	CO 2001-BUDGETED FUND BALANCE	31,921.67	(15,031.96)
6-1339-258-00-000-000-0-000	CO 2009-UNASSIGNED FUND BALANCE	(493.10)	
6-1339-270-00-000-000-0-000	CO 2009-BUDGETED FUND BALANCE	-	(493.10)
6-1341-258-00-000-000-0-000	CO 2009B&C-UNASSIGNED FUND BALANCE	(690,306.90)	
6-1341-270-00-000-000-0-000	CO 2009B&C-BUDGETED FUND BALANCE	688,869.95	(1,436.95)
6-1342-258-00-000-000-0-000	CO 2010A&B-UNASSIGNED FUND BALANCE	(794,532.97)	
6-1342-270-00-000-000-0-000	CO 2010A&B-BUDGETED FUND BALANCE	783,731.89	(10,801.08)
6-1345-258-00-000-000-0-000	CO 2014-UNASSIGNED FUND BALANCE	(10,428,878.25)	
6-1345-270-00-000-000-0-000	CO 2014-BUDGETED FUND BALANCE	9,632,049.42	(796,828.83)
6-1347-258-00-000-000-0-000	CO 2015A-UNASSIGNED FUND BALANCE	(15,323,513.35)	
6-1347-270-00-000-000-0-000	CO 2015A-BUDGETED FUND BALANCE	15,315,496.36	(8,016.99)

COUNTY OF HIDALGO, TEXAS
 SCHEDULE OF UNRESERVED UNBUDGETED FUND BALANCES
 As of September 6, 2016

Account Number	Account Description	Amount	Available for Appropriation
6-1350-258-00-000-000-0-000	CO 2016-UNASSIGNED FUND BALANCE	-	-
6-1350-270-00-000-000-0-000	CO 2016-BUDGETED FUND BALANCE	39,959,000.00	39,959,000.00
6-1401-258-00-000-000-0-000	NOTES PAYABLE-UNASSIGNED FUND BALANC	(18,625.05)	-
6-1401-270-00-000-000-0-000	NOTES PAYABLE-BUDGETED FUND BALANCE	(79,505.66)	(98,130.71)
6-1435-258-00-000-000-0-000	REF BONDS 2005-UNASSIGNED FUND BALANC	(222,310.39)	-
6-1435-270-00-000-000-0-000	REF BONDS 2005-BUDGETED FUND BALANCE	222,310.39	-
6-1436-258-00-000-000-0-000	CO 2006-UNASSIGNED FUND BALANCE	(1,025,238.62)	-
6-1436-270-00-000-000-0-000	CO 2006-BUDGETED FUND BALANCE	834,661.00	(190,577.62)
6-1438-258-00-000-000-0-000	REF BONDS 2007-UNASSIGNED FUND BALANC	(428,325.28)	-
6-1438-270-00-000-000-0-000	REF BONDS 2007-BUDGETED FUND BALANCE	437,419.91	9,094.63
6-1439-258-00-000-000-0-000	CO 2009-UNASSIGNED FUND BALANCE	(399,169.52)	-
6-1439-270-00-000-000-0-000	CO 2009-BUDGETED FUND BALANCE	403,872.80	4,703.28
6-1440-258-00-000-000-0-000	REF BONDS 2009A-UNASSIGNED FUND BALAN	(55,202.88)	-
6-1440-270-00-000-000-0-000	REF BONDS 2009A-BUDGETED FUND BALANCE	42,717.00	(12,485.88)
6-1441-258-00-000-000-0-000	CO 2009B&C-UNASSIGNED FUND BALANCE	(516,893.32)	-
6-1441-270-00-000-000-0-000	CO 2009B&C-BUDGETED FUND BALANCE	207,155.00	(309,738.32)
6-1442-258-00-000-000-0-000	CO 2010A&B-UNASSIGNED FUND BALANCE	(1,208,830.15)	-
6-1442-270-00-000-000-0-000	CO 2010A&B-BUDGETED FUND BALANCE	465,750.00	(743,080.15)
6-1443-258-00-000-000-0-000	REF BONDS 2014A-UNASSIGNED FUND BALAN	(182,826.46)	-
6-1443-270-00-000-000-0-000	REF BONDS 2014A-BUDGETED FUND BALANCE	142,870.00	(39,956.46)
6-1444-258-00-000-000-0-000	REF BONDS 2014B-UNASSIGNED FUND BALAN	(423,610.02)	-
6-1444-270-00-000-000-0-000	REF BONDS 2014B-BUDGETED FUND BALANCE	308,304.34	(115,305.68)
6-1445-258-00-000-000-0-000	CO 2014-UNASSIGNED FUND BALANCE	(1,500.00)	-
6-1445-270-00-000-000-0-000	CO 2014-BUDGETED FUND BALANCE	(453,695.00)	(455,195.00)
6-1446-258-00-000-000-0-000	REF BONDS 2014C-UNASSIGNED FUND BALAN	(2,530.59)	-
6-1446-270-00-000-000-0-000	REF BONDS 2014C-BUDGETED FUND BALANCE	(556,138.00)	(558,668.59)
6-1447-258-00-000-000-0-000	CO 2015A-UNASSIGNED FUND BALANCE	-	-
6-1447-270-00-000-000-0-000	CO 2015A-BUDGETED FUND BALANCE	(374,372.00)	(374,372.00)
6-1448-258-00-000-000-0-000	REF BONDS 2015B-UNASSIGNED FUND BALAN	(5,764.97)	-
6-1448-270-00-000-000-0-000	REF BONDS 2015B-BUDGETED FUND BALANCE	(367,753.00)	(373,517.97)
6-1449-258-00-000-000-0-000	REF BONDS 2015C-UNASSIGNED FUND BALAN	(5,494.75)	-
6-1449-270-00-000-000-0-000	REF BONDS 2015C-BUDGETED FUND BALANCE	(386,397.00)	(391,891.75)
6-1450-258-00-000-000-0-000	CO 2016-UNASSIGNED FUND BALANCE	-	-
6-1450-270-00-000-000-0-000	CO 2016-BUDGETED FUND BALANCE	-	-
6-2101-258-00-000-000-0-000	LANDFILL-NET POSITION-UNRESTRICTED	828,068.50	-
6-2101-270-00-000-000-0-000	LANDFILL-BUDGETED NET POSITION	-	-
6-2102-258-00-000-000-0-000	JAIL COMMISSARY-NET POSITION-UNRESTRIC	(49,728.53)	-
6-2102-270-00-000-000-0-000	JAIL COMMISSARY-BUDGETED NET POSITION	481,816.03	432,087.50
6-2201-258-00-000-000-0-000	HEALTH BENEFITS-NET POSITION-UNRESTRIC	6,051,607.23	-
6-2201-270-00-000-000-0-000	HEALTH BENEFITS-BUDGETED NET POSITION	10,930.94	10,930.94
6-2202-258-00-000-000-0-000	WORKERS COMP-NET POSITION-UNRESTRIC	(2,749,619.72)	-
6-2202-270-00-000-000-0-000	WORKERS COMP-BUDGETED NET POSITION	3,827.50	(2,973,400.34)
6-3301-258-00-000-000-0-000	UNCLAIMED MONEY-UNASSIGNED FUND BALA	(86,190.94)	-
6-3301-270-00-000-000-0-000	UNCLAIMED MONEY-BUDGETED FUND BALANC	-	-
6-3302-258-00-000-000-0-000	UNCLAIMED MONEY CC-UNASSIGNED FUND B.	(141,417.18)	-
6-3302-270-00-000-000-0-000	UNCLAIMED MONEY CC-BUDGETED FUND BAL	-	-
6-3303-258-00-000-000-0-000	UNCLAIMED MONEY DC-UNASSIGNED FUND B.	-	-
6-3303-270-00-000-000-0-000	UNCLAIMED MONEY DC-BUDGETED FUND BAL	-	-
6-3304-258-00-000-000-0-000	BAIL BOND SURETIES-UNASSIGNED FUND BAL	-	-
6-3304-270-00-000-000-0-000	BAIL BOND SURETIES-BUDGETED FUND BALAN	-	-
6-3401-258-00-000-000-0-000	CLEARING FUND-UNASSIGNED FUND BALANC	-	-
6-3401-270-00-000-000-0-000	CLEARING FUND-BUDGETED FUND BALANCE	-	-
6-3402-258-00-000-000-0-000	PAYROLL FUND-UNASSIGNED FUND BALANCE	-	-
6-3402-270-00-000-000-0-000	PAYROLL FUND-BUDGETED FUND BALANCE	-	-
6-3403-258-00-000-000-0-000	GROUP INS FUND-UNASSIGNED FUND BALANC	-	-
6-3403-270-00-000-000-0-000	GROUP INS FUND-BUDGETED FUND BALANCE	-	-
6-8000-258-00-000-000-0-000	GEN CAPITAL ASSETS-UNASSIGNED FUND BAI	-	-
6-8000-270-00-000-000-0-000	GEN CAPITAL ASSETS-BUDGETED FUND BALA	-	-
6-9000-258-00-000-000-0-000	GLTD-UNASSIGNED FUND BALANCE	-	-
6-9000-270-00-000-000-0-000	GLTD-BUDGETED FUND BALANCE	-	-
6-3401-258-00-000-000-0-000	CLEARING FUND-UNASSIGNED FUND BALANC	-	-
6-3401-270-00-000-000-0-000	CLEARING FUND-BUDGETED FUND BALANCE	-	-
6-3402-258-00-000-000-0-000	PAYROLL FUND-UNASSIGNED FUND BALANCE	-	-
6-3402-270-00-000-000-0-000	PAYROLL FUND-BUDGETED FUND BALANCE	-	-
6-3403-258-00-000-000-0-000	GROUP INS FUND-UNASSIGNED FUND BALANC	-	-
6-3403-270-00-000-000-0-000	GROUP INS FUND-BUDGETED FUND BALANCE	-	-
6-8000-258-00-000-000-0-000	GEN CAPITAL ASSETS-UNASSIGNED FUND BAI	-	-
6-8000-270-00-000-000-0-000	GEN CAPITAL ASSETS-BUDGETED FUND BALA	-	-
6-9000-258-00-000-000-0-000	GLTD-UNASSIGNED FUND BALANCE	-	-
6-9000-270-00-000-000-0-000	GLTD-BUDGETED FUND BALANCE	-	-

D. Schedule of Reserved Fund Balances - All Funds

COUNTY OF HIDALGO, TEXAS
Schedule of Reserved Fund Balances
As of September 6, 2016

Account Number	Account Description	Amount
6-1100-251-00-000-001-0-000	GEN FD-NONSPENDABLE F/B-POSTAGE	(125,677.05)
6-1100-251-00-000-002-0-000	GEN FD-NONSPENDABLE F/B-INVENTORY	(718,869.31)
6-1100-252-00-067-000-0-000	GEN FD-NONSPENDABLE F/B-ADV JP 4-1	(50.00)
6-1100-252-00-090-001-0-000	GEN FD-NONSPENDABLE F/B-ADV DISTRICT CLK	(250.00)
6-1100-252-00-090-002-0-000	GEN FD-NONSPENDABLE F/B-ADV JURY SCRIPT	(50,000.00)
6-1100-252-00-100-000-0-000	GEN FD-NONSPENDABLE F/B-ADV LAW LIBRARY	(300.00)
6-1100-252-00-121-000-0-000	GEN FD-NONSPENDABLE F/B-ADV PCT1 PARK	(100.00)
6-1100-252-00-121-001-0-000	GEN FD-NONSPENDABLE F/B-ADV PCT1 CHNG FD	(100.00)
6-1100-252-00-122-000-0-000	GEN FD-NONSPENDABLE F/B-ADV PCT2 CHNG FD	(200.00)
6-1100-252-00-123-000-0-000	GEN FD-NONSPENDABLE F/B-ADV PCT3 PARK	(50.00)
6-1100-252-00-123-001-0-000	GEN FD-NONSPENDABLE F/B-ADV PCT3 CHNG FD	(100.00)
6-1100-252-00-124-000-0-000	GEN FD-NONSPENDABLE F/B-ADV PCT4 CHNG FD	(200.00)
6-1100-252-00-130-000-0-000	GEN FD-NONSPENDABLE F/B-ADV ELECTIONS	(50.00)
6-1100-252-00-140-000-0-000	GEN FD-NONSPENDABLE F/B-ADV TAX OFFICE	(47,300.00)
6-1100-252-00-150-000-0-000	GEN FD-NONSPENDABLE F/B-ADV TREASURER	(50.00)
6-1100-252-00-180-000-0-000	GEN FD-NONSPENDABLE F/B-ADV COUNTY CLERK	(1,200.00)
6-1100-252-00-210-000-0-000	GEN FD-NONSPENDABLE F/B-ADV PLANNING DPT	(525.00)
6-1100-252-00-280-000-0-000	GEN FD-NONSPENDABLE F/B-ADV SHERIFF	(150.00)
6-1100-252-00-300-000-0-000	GEN FD-NONSPENDABLE F/B-ADV FIRE MARSHAL	(150.00)
6-1100-252-00-340-000-0-000	GEN FD-NONSPENDABLE F/B-ADV HEALTH DEPT	(250.00)
6-1100-255-02-000-001-0-000	GEN FD-RESTRICTED F/B-GRAND JURY	(185,472.35)
6-1100-255-02-000-002-0-000	GEN FD-RESTRICTED F/B-ECONOMIC DEVELOP	(545,129.02)
6-1100-255-02-000-004-0-000	GEN FD-RESTRICTED F/B-CC RECORDS ARCHIVE	(1,375,994.98)
6-1100-255-02-000-006-0-000	GEN FD-RESTRICTED F/B-ELECTIONS CONTRACT	(198,887.91)
6-1100-255-02-000-007-0-000	GEN FD-RESTRICTED F/B-SHRF ABANDONED VEH	(100.00)
6-1100-255-02-000-008-0-000	GEN FD-RESTRICTED F/B-BAIL BOND BOARD	(167,135.68)
6-1100-255-02-000-010-0-000	GEN FD-RESTRICTED F/B-FAMILY PROTECT FEE	(439,025.02)
6-1100-255-02-000-011-0-000	GEN FD-RESTRICTED F/B-DRUG COURT CST	(176,708.64)
6-1100-255-02-000-012-0-000	GEN FD-RESTRICTED F/B-DC RECORDS ARCHIVE	(163,813.34)
6-1100-255-02-000-014-0-000	GEN FD-RESTRICTED F/B-SHRF GARAGE MV FEE	(2,130.00)
6-1100-255-02-000-015-0-000	GEN FD-RESTRICTED F/B-SCOFFLAW	(374,396.54)
6-1100-257-00-000-003-0-000	GEN FD-ASSIGNED F/B-1115 WAIVER	(1,960,260.14)
6-1227-252-03-000-426-0-000	SHERIFF CCP59-NONSPENDABLE F/B-ADVANCE	(10,000.00)
6-1297-252-00-320-000-0-000	ADULT PROB-NONSPENDABLE F/B-ADV ADLT PRB	(400.00)
6-2202-252-03-000-480-0-000	WORKERS COMP-NONSPENDABL F/B-ADV TRISTAR	(150,000.00)

E. Hidalgo County Indigent Health Care Fund Report

County Indigent Health Care Program
 Activity Report Form 105
 As of September 6, 2016
 Fiscal Year 2017: September 1, 2016 thru August 31, 2017

	September 2016	October 2016	November 2016	December 2016	January 2017	February 2017	March 2017	April 2017	May 2017	June 2017	July 2017	August 2017	Totals
Physician Services													
Prescription Drugs													
Hospital, Inpatient Services													
Hospital, Outpatient Services													
Laboratory / X-Ray Services													
Skilled Nursing Facility Services													
Family Planning Services													
Rural Health Clinic Services													
State Hospital Contracts													
Optional Services													
SUB-TOTAL													
LESS: Miscellaneous													
Provider Reimbursements Hhd. Co.													
Provider Reimbursements HCCS													
Provider Reimbursements HCCS- Hospital Credits													
LESS: Voids not Reissued													
SUB-TOTAL													
TOTAL													

VALUATION PERFORMED BY COUNTY
 PAYMENTS MADE BY
 HIDALGO COUNTY CLINICAL SERVICES

September 6, 2016 191,618.26

AGRTL FOR FISCAL YEAR 2017 \$
 6% AGRTL \$
 8% AGRTL \$

\$ 191,618.26

Program	AGRTL	Amount	Reimbursed for another Payment (ESSRP)
Total			

*These are reimbursements from participating vendors for services provided to Hidalgo County citizens who qualify for indigent help
 *These reimbursements are credits for services provided by hospitals participating in the 1115 Waiver Program.

County Indigent Health Care Program
 Activity Report Form 105
 As of August 30, 2016
 Fiscal Year 2016: September 1, 2015 thru August 31, 2016

	September 2015	October 2015	November 2015	December 2015	January 2016	February 2016	March 2016	April 2016	May 2016	June 2016	July 2016	August 2016	Totals
Physician Services	129,379.88	102,084.29	71,583.38	94,309.06	73,486.74	84,582.23	101,543.05	96,378.70	132,491.07	98,748.76	97,864.55	1,082,793.91	
Prescription Drugs	104,489.04	94,272.93	96,189.43	53,967.25	88,146.03	36,581.47	98,975.18	29,838.80	157,649.44	109,137.75	90,121.54	1,051,173.04	
Hospital, Inpatient Services	196,836.81	238,325.17	215,896.52	192,666.78	247,341.82	348,784.62	520,814.12	296,635.14	381,431.81	292,853.78	145,723.04	3,017,366.31	
Hospital, Outpatient Services	231,591.88	262,376.13	247,181.88	165,486.04	201,281.22	178,539.14	298,589.37	173,025.29	319,052.19	203,591.80	186,344.98	2,467,162.64	
Laboratory / X-Ray Services	70,504.56	64,778.77	51,341.49	49,063.19	47,732.87	49,667.80	61,559.36	71,851.06	68,630.55	64,972.15	59,321.31	680,466.01	
Skilled Nursing Facility Services		84.11										84.11	
Family Planning Services													
Rural Health Clinic Services													
State Hospital Contracts													
Optional Services													
SUB-TOTAL:	16,944.65	17,799.07	12,607.29	12,087.92	11,951.84	12,615.43	17,098.82	12,384.28	16,717.03	12,551.01	16,516.97	159,255.17	
LESS: Miscellaneous	663,157.62	1,790,137.37	640,932.71	672,233.58	1,133,533.91	1,037,770.69	1,096,801.50	639,933.87	1,077,525.19	747,225.25	597,902.39	6,348,491.19	
Provider Reimbursements Hud. Co													
Provider Reimbursements HCCS	(8,890.99)	(9,489.44)	(3,363.37)	(863.72)	(670.29)	(748.11)	(9,798.91)	(2,463.96)	(495.19)	(8,292.07)	(3,293.86)	(43,267.83)	
Provider Reimbursements HCCS- Hospital Credits	(2,229.34)		(2,889.40)	(2,789.40)	(18,531.70)	(18,531.70)	(19,335.80)	(3,034.70)	(11,348.03)	(403.84)		(95,873.33)	
LESS: Voids, not Reconciled	(1,130.29)	(3,489.41)											
SUB-TOTAL	29,062.53	75,173.93	49,821.81	49,000.02	49,747.84	49,821.81	49,747.84	49,747.84	49,747.84	49,747.84	49,747.84	49,747.84	
TOTAL	29,062.53	75,173.93	49,821.81	49,000.02	49,747.84	49,821.81	49,747.84	49,747.84	49,747.84	49,747.84	49,747.84	49,747.84	

AGRTL FOR FISCAL YEAR 2016 \$ 167,169,704.63
 6% AGRTL \$ 10,030,182.28
 8% AGRTL \$ 13,373,576.37

VALUATION PERFORMED BY COUNTY
 PAYMENTS MADE BY
 HIDALGO COUNTY CLINICAL SERVICES

	August 2, 2016	163,998.93
August 9, 2016	84,543.52	
August 16, 2016	184,665.50	
August 23, 2016	206,273.94	
August 30, 2016	121,063.90	
	<u>\$ 760,551.70</u>	

Program	Amount	Unreconciled Care (UC)	Intergovernmental Transfer(s) (IT)	Reimburse either Payment (PS/RH)
1115 Waiver Program	1,500,000.00			
Total	1,500,000.00			

¹These are reimbursements from participating vendors for services provided to Hidalgo County citizens who qualify for indigent help
²These reimbursements are credits for services provided by hospitals participating in the 1115 Waiver Program.

County Indigent Health Care Program
Activity Report Form 105
2015 Fiscal Year
Fiscal Year 2015: September 1, 2014 thru August 31, 2015

	September 2014	October 2014	November 2014	December 2014	January 2015	February 2015	March 2015	April 2015	May 2015	June 2015	July 2015	August 2015	Totals
Physician Services:	143,452.85	102,225.84	134,889.41	163,867.17	115,107.96	145,164.83	158,146.18	103,105.82	114,428.43	146,000.12	88,300.77	130,779.40	1,543,384.71
Prescription Drugs	95,163.75	86,927.69	65,971.54	362,148.34	79,030.64	78,061.70	84,907.55	100,344.20	95,072.36	97,528.29	83,369.54	76,320.45	1,046,164.05
Hospital, Inpatient Services	442,076.34	285,719.31	185,415.99	290,636.72	325,588.19	372,888.73	155,635.95	240,181.14	257,072.38	291,238.72	276,275.02	173,657.06	3,234,670.55
Hospital, Outpatient Services	310,433.89	294,079.36	165,465.86	246,930.40	267,588.56	323,046.14	194,147.80	114,634.33	277,062.02	256,063.12	184,290.61	198,333.07	2,864,086.87
Laboratory / X-Ray Services	97,439.04	83,646.55	98,964.68	95,003.11	73,015.89	86,085.87	89,844.79	60,373.80	73,276.08	88,612.56	49,587.45	71,487.10	987,512.90
Skilled Nursing Facility Services	-	-	-	-	84.11	-	-	-	-	-	-	-	-
Family Planning Services	-	-	-	-	-	-	-	-	-	-	-	-	-
Rural Health Clinic Services	-	-	-	-	-	-	-	-	-	-	-	-	-
State Hospital Contracts	-	-	-	-	-	-	-	-	-	-	-	-	-
Optional Services	33,248.70	15,539.94	21,535.53	25,278.00	25,639.94	22,474.24	15,843.79	10,167.80	10,340.38	19,406.15	13,262.00	19,330.28	229,164.95
LESS: Miscellaneous	1,127,294.77	618,729.07	627,818.64	539,972.32	1,147,411.91	1,155,601.54	636,138.65	829,333.40	627,212.03	909,093.48	1,133,525.87	671,033.76	1,984,968.33
Provider Reimbursements HCCS	(12,500.54)	(7,048.80)	(3,456.78)	(378.01)	(294.14)	(530.32)	(639.85)	(12,640.87)	(7,297.32)	(2,043.17)	(3,707.58)	(3,492.51)	(64,529.75)
Provider Reimbursements HCCS- Hospital Credit	(7,730.32)	(2,692.78)	(2,692.78)	(11,638.69)	(34,829.54)	(34,829.54)	(37,761.00)	(37,761.00)	(37,761.00)	(37,761.00)	(37,761.00)	(20,884.76)	(119,548.19)
LESS: Voids not Reissued	(22,400.54)	(14,791.63)	(6,111.41)	(2,300.19)	(2,991.54)	(2,991.54)	(2,991.54)	(2,991.54)	(2,991.54)	(2,991.54)	(2,991.54)	(2,991.54)	(17,047.54)
TOTAL:	\$ 119,434.21	\$ 89,990.11	\$ 115,994.88	\$ 266,297.13	\$ 211,377.13	\$ 99,427.05	\$ 87,486.24	\$ 43,947.53	\$ 76,154.11	\$ 89,610.29	\$ 4,917,741.51	\$ 6,814,311.89	\$ 9,714,846.40
SUB-TOTAL:													
Provider Reimbursements HCCS													
Provider Reimbursements HCCS- Hospital Credit													
LESS: Voids not Reissued													

VALUATION PERFORMED BY COUNTY
PAYMENTS MADE BY
HIDALGO COUNTY CLINICAL SERVICES

AGRTL FOR FISCAL YEAR 2015 \$ 163,213,752.00
6% AGRTL \$ 9,792,825.12
8% AGRTL \$ 13,057,100.16

Program	CC Code	Amount	Reform for Ambulatory Payment (155882)
1115 Waiver Programs	00027.15	6,000,000.00	
Totals		6,000,000.00	

*These are reimbursements from participating vendors for services provided to Hidalgo County citizens who qualify for indigent help
*These reimbursements are credits for services provided by hospitals participating in the 1115 Waiver Program